




2022

Pocono Mountain Regional Police Annual Report



Chief Christopher Wagner
Pocono Mountain Regional Police
Department
3/30/2023

Table of Contents:

| | |
|---|---------------|
| Introduction | Page 3-5 |
| PMRPC Representatives | Page 6 |
| Pennsylvania County Maps | Page 7 |
| Municipality Fact Sheets | Page 8-9 |
| Employee Fact Sheet | Page 10 |
| Department Employees | Pages 11-12 |
| Organizational Chart | Page 13 |
| Employee Fact Sheet | Page 14 |
| Veteran and Educational Status | Page 15-16 |
| Special Unit Activity | Page 17 |
| Training | Pages 18-21 |
| Partnerships | Page 22 |
| Units of Service / Budget | Page 23-24 |
| Mortgage | Page 24 |
| Changes in Hours | Pages 25-26 |
| Activity | Pages 27-28 |
| Assigned Time Breakdown | Page 29-30 |
| Funds Disbursed through District Courts | Pages 31-32 |
| Municipality Hours / Activity Breakdown | Pages 33-37 |
| Municipality Hourly Comparison | Pages 38-44 |
| Municipality Activity Comparison | Pages 45-51 |
| Purchased Vs. Actual Hours Breakdown | Pages 52-57 |
| Managed Hours Breakdown | Pages 58-62 |
| Municipality Hours Allocation | Pages 63-73 |
| Allocated Time and UCR Trends | Pages 74-83 |
| Uniform Crime Report Data | Pages 84-86 |
| Monroe County Control Center Statistics | Pages 87-88 |
| PMRPD Time Analysis | Pages 89-90 |
| PMRPD Activity Trends | Pages 91-92 |
| State Funded Programs | Page 93 |
| Funds Dispersed through Ordinances | Pages 94-97 |
| Fleet | Pages 98-101 |
| NEPACTTF | Page 102 |
| Pocono Mtn. Regional Police Foundation | Pages 103-105 |
| DCED Regional Police Data | Page 106 |

To: The Chairman and members of the Pocono Mountain Regional
Police Commission
From: Chief Christopher Wagner
Subject: 2022 Annual Report

Introduction

To the members of the Pocono Mountain Regional Police Commission (PMRPC), as another year comes to a close, it can be stated that our municipalities and region of Northeast Pennsylvania continue to make great strides in public safety and law enforcement. Our communities are thriving and growing through new businesses and infrastructure. In keeping pace with this growth, our law enforcement services have been stressed, but continue to meet the challenges and respond to the services required.

In 2022, we responded to these challenges by applying for the US Department of Justice COPS grant. Through this application, we were awarded 2, funded, law enforcement officer positions. This grant award will provide an additional 80 hours per week of law enforcement services. In meeting the intent of the COPS grant of furthering the community policing concept, the PMRPD will deploy these 80 hours into areas of our community that will benefit the most from this approach. So, in 2022, we have laid a good foundation of increased services for community safety and law enforcement partnerships in the years to come.

With any successful organization, it is incumbent upon support from the top. It can be said that our elected officials and those appointed to the Pocono Mountain Regional Police Commission continue to provide incredible support for our men and women in blue. Through this support, morale remains elevated. Elevated morale is crucial and reflected in the overall product provided to our municipalities.

In 2022, Mount Pocono representation changed, while the others remained the same. Tobyhanna, Tunkhannock, Coolbaugh and Barrett Townships maintained their representatives. Mount Pocono Borough replaced Michael Penn and Francis O'Boyle with Randy Altemose and Don Struckle. The Pocono Mountain Regional Police Department would like to thank those who served in their capacity as commissioners in 2022.

2022 continued to witness the challenges of effectively and efficiently staffing a law enforcement agency. Nationally and locally, Law Enforcement operations have witnessed an erosion of interest within the profession. On average applicant pools have decreased approximately 50% from past years. The profession has sought ways and methods to combat this

erosion and to find innovative ways to attract qualified applicants to serve our communities. In 2022 the agency had a combination of 2 resignations and 2 retirements. We would like to hereby thank these officers for their service but give a special thanks to retired officers Jeffrey Lutz and William Carey for their outstanding years of service. Through our hiring process, we were able to meet these separations with the addition of 4 new officers. We would like to welcome officers Shane Schneider, Daniel Campagna, Emily Borger, and Michael Cinamella. In addition, the department conducted a search for a new Executive Assistant. In August, the Pocono Mountain Regional Police brought on MaryEllen Sands-Drost. MaryEllen is being trained by Kathy Matisak who will be retiring in 2023.

In looking at the law enforcement operation in 2022, the region experienced it's first drop in both type 1 and type 2 UCR crimes since 2018. Over the last several years, the area has seen a steady decline in Type 1 UCR crimes, while experiencing a steady incline in Type 2 crimes. We are glad to report that in 2022, both statistical categories of crime are on the decline. This is great news for the overall health of our area.

Statistically the region experiences a decrease in most tracked categories. There was an 8% decrease in overall call volume which includes calls for service and motor vehicle crashes. There was also a decrease, across the board, in criminal arrests, traffic arrests, and ordinance arrests. These decreases were reflected in a statistically significant decrease in investigative hours spent by 25%. The decreased hours of investigation time were partially replaced by a 63% increase to training hours that were provided in 2022. Records provided by the Monroe County Control Center, however, still reflect that the Pocono Mountain Regional Police received a county high in number of dispatches. This is the fifth year in a row that the PMRPD has had the high-water mark for county dispatch.

Because of this decrease in overall investigative hours, statistics have reflected that some municipalities which had elevated investigative resources being spent, were leveled by additional patrol time and proactive enforcement within their communities. While criminal justice statistics can be difficult to interpret, what we witnessed in 2022 was a decrease in investigations resulting in an increase training, both coupled with a decrease of both type 1 and type 2 UCR crimes.

To conclude, in 2022, the Pocono Mountain Regional Police Department experienced a decrease in law enforcement service requests and enforcement actions. This decrease created the opportunity to provide our officers with additional training. The department broke even with personnel by keeping even with separations and on-boarding, but still strives to fill several open positions.

The PMRPD continues in its operational model to provide top notch, professional and accredited law enforcement services to the communities we serve. We provide these services by

adhering to policy and accreditation standards as directed by the Pennsylvania Law Enforcement Accreditation Commission and guided by the Pocono Mountain Regional Police Commission. Through these operation guidelines and organizational culture, our men and women have been immersed in best practices and professional law enforcement service. Our officers remain motivated to provide superior law enforcement services with proven results of keeping our communities safe and maintaining law and order. By providing a quality law enforcement service, we foster the health and vibrance of our communities and improve the quality of life for all.

Respectively submitted:

Christopher Wagner

Chief Christopher Wagner

2022 Pocono Mountain Regional Police Commission

Tobyhanna Township (3)

- David Moyer (Chairman)
- David Carbone
- Brendon Carroll

Mount Pocono Borough (2)

- Randy Altemose
- Don Struckle

Tunkhannock Township (2)

- Fran DePiano (Vice Chairman)
- Crayson Cheung

Coolbaugh Township (3)

- William Weimer (Treasurer)
- Kurt Cummings
- Anthony LaMantia

Barrett Township (1)

- John Seese (Secretary)

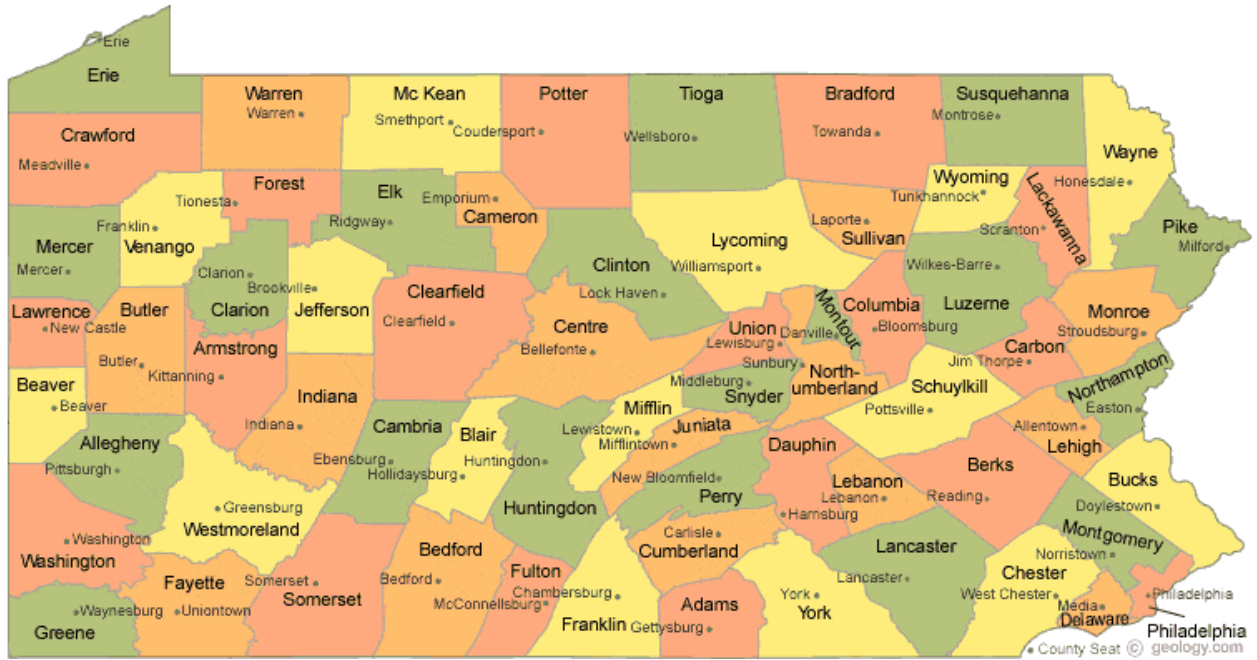
Solicitor:

Attorney Harry Coleman

Special Labor Council:

Campbell Durant

Pennsylvania Counties



2022 Fact Sheet

Serving the communities of Tobyhanna Township, the Borough of Mount Pocono, Tunkhannock Township, Coolbaugh Township and Barrett Township.



The five municipalities of the Pocono Mountain Regional Police encompass approximately 228 square miles or 38% of the total land mass of Monroe County. We serve an approximate population of 43,299 or 25% of the population of Monroe County.

Pocono Mountain Regional Police

2022 Fact Sheet

| Service Area | Square Miles | Road Miles | Municipal Roads | State Roads | Population Served |
|-----------------------------|---------------------|-------------------|------------------------|--------------------|--------------------------|
| PMRPD TOTAL | 228 | 335.1 | 195.17 | 142.93 | 43,299 |
| Tobyhanna Township | 50 | 88.68 | 50.06 | 38.62 | 8,315 |
| Mount Pocono Borough | 3 | 21.55 | 15.95 | 5.60 | 3,089 |
| Tunkhannock Township | 38 | 52.66 | 27.43 | 25.23 | 7,037 |
| Coolbaugh Township | 85 | 108.79 | 63.71 | 45.08 | 20,805 |
| Barrett Township | 52 | 63.42 | 38.02 | 25.40 | 4,053 |

Employees

| Employees | Start of 2022 | End of 2022 |
|---------------------|----------------------|--------------------|
| Sworn Employees | 41 | 41 |
| Non-Sworn Employees | 7 | 8 |

2022 New Hires: 6

Officer Shane Schneider: 1/3/2022

Officer Daniel Campagna: 1/3/2022

Officer Emily Borger: 06/13/2022

Officer Michael Cinamella: 07/06/2022

Executive Assistant MaryEllen Sands-Drost: 08/08/2022

Custodian Heather Hauger: 08/22/2022

2022 Promotions: 0

2022 Lateral Transfers: 0

2022 Retirements: 2

Officer William Carey: 01/31/2022

Officer Jeffrey Lutz: 2/28/2022

2022 Resignations: 4

Officer Jesse Bohrman: 1/24/2022

Officer Robert Ellis: 1/25/2022

Custodian: Helena Vernieri: 7/15/2022

Secretary Marianne Avosso: 12/31/2022

2022 Separation: 0

2022 Pocono Mountain Regional Police Employee Listing

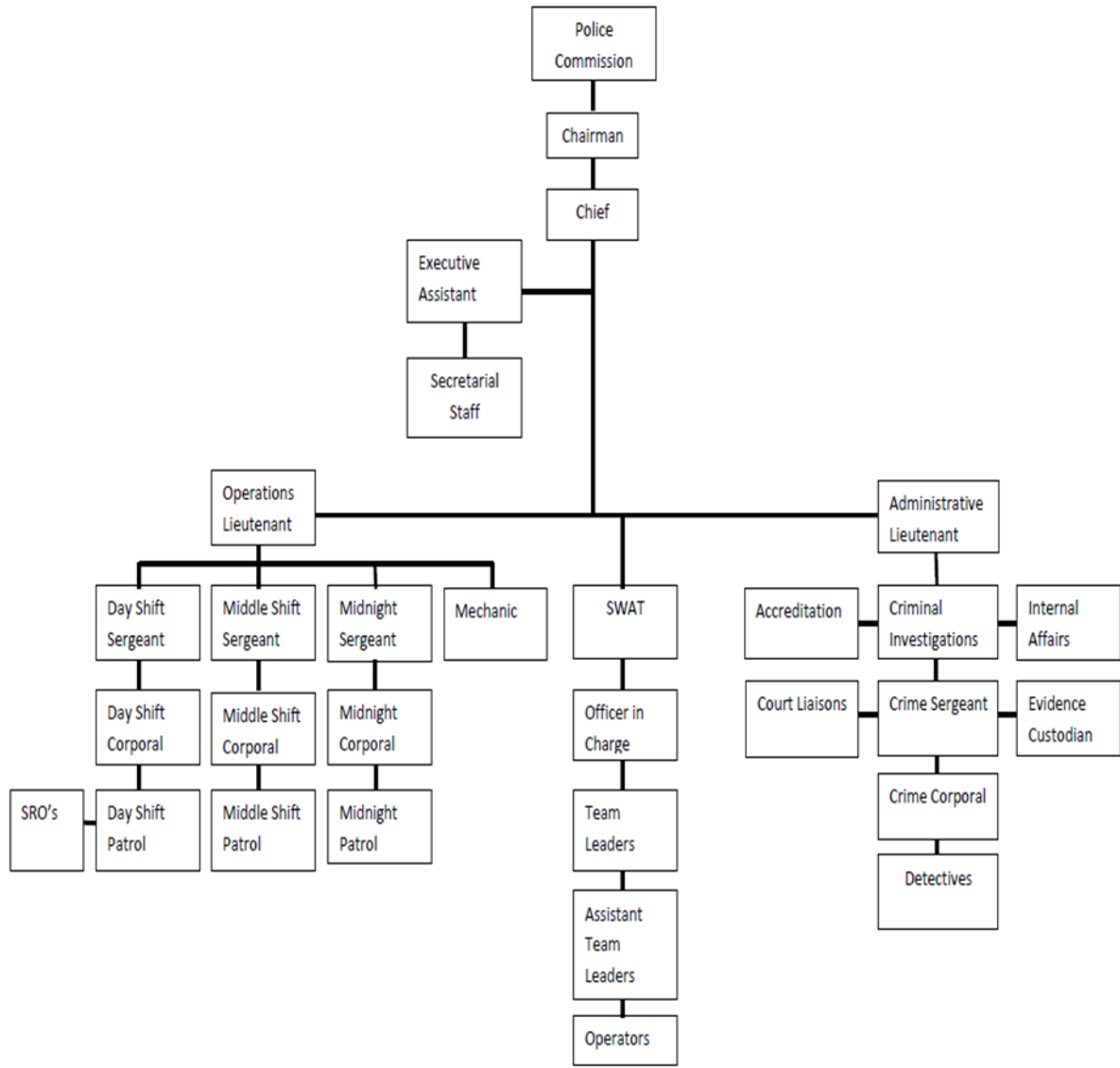
| | Title | Badge | Name | Date of Hire | Date of Separation |
|----|------------------|--------------|-------------------|---------------------|---------------------------|
| 1 | Chief | 1 | Chris Wagner | 6/13/1994 | |
| 2 | Lieutenant | 2 | Kris Vogt | 1/14/2002 | |
| 3 | *Lieutenant | 3 | Steve Williams | 1/7/1995 | 1/31/2025 |
| 4 | **Officer | 11 | Jeffrey Lutz | 2/21/1994 | 2/28/2022 |
| 5 | Sergeant | 32 | Charles LaRue | 11/16/1998 | |
| 6 | *Officer | 33 | Richard Michaels | 2/15/1999 | 10/1/2024 |
| 7 | Officer | 35 | Joseph Lutkowski | 1/31/2000 | |
| 8 | Detective/Sgt. | 37 | Lucas Bray | 1/22/2001 | |
| 9 | Corporal | 41 | Matthew Nero | 1/20/2003 | |
| 10 | School Res. Ofc. | 43 | Daniel Smelas | 10/16/2003 | |
| 11 | Detective | 45 | Michael Sciarillo | 5/2/2005 | |
| 12 | Officer | 46 | Scott Dunlap | 6/1/2005 | |
| 13 | Sergeant | 47 | Nicholas Mecca | 6/5/2006 | |
| 14 | Corporal | 49 | Jeff Papi | 9/20/2006 | |
| 15 | Sergeant | 50 | David Posluszny | 1/29/2007 | |
| 16 | Officer | 53 | Keith Eichler | 7/30/2007 | |
| 17 | Officer | 54 | Derek Metzger | 2/19/2008 | |
| 18 | Detective | 57 | Kyle VanNote | 8/4/2008 | |
| 19 | Detective | 58 | Donald Scarfo | 2/2/2009 | |
| 20 | Detective | 60 | Erica Burk | 2/2/2009 | |
| 21 | Det. Cpl. | 61 | Robert Miller | 2/2/2009 | |
| 22 | Corporal | 63 | Derek Chaffee | 2/2/2009 | |
| 23 | School Res. Ofc. | 65 | Jason Wile | 8/3/2009 | |
| 24 | ***Officer | 67 | Jesse Bohrman | 8/4/2014 | 1/24/2022 |
| 25 | School Res. Ofc. | 68 | Robert Sheranko | 9/1/1998 | |
| 26 | Detective | 70 | Ryan Venneman | 5/1/1999 | |
| 27 | **Officer | 71 | William Carey | 8/1/2000 | 1/31/2022 |
| 28 | Officer | 74 | Carmine Saprana | 8/31/2015 | |
| 29 | Officer | 82 | Joshua Soto | 8/2/2021 | |
| 30 | Officer | 83 | Austin Price | 1/7/2019 | |
| 31 | ***Officer | 84 | Robert Ellis | 1/7/2019 | 1/25/2022 |

2022 Pocono Mountain Regional Police Employee Listing

| | Title | Badge | Name | Date of Hire | Date of Separation |
|----|-----------------------|--------------|-----------------------|---------------------|---------------------------|
| 32 | Officer | 85 | Zachary Swingle | 1/7/2019 | |
| 33 | Officer | 86 | Joseph Apgar | 1/7/2019 | |
| 34 | Officer | 87 | Daniel Murgia | 1/7/2019 | |
| 35 | Officer | 88 | Michael Parrent | 1/20/2020 | |
| 36 | Officer | 89 | Ashley Rzeszewski | 1/6/2020 | |
| 37 | Officer | 90 | Zachary Scheetz | 7/6/2020 | |
| 38 | Officer | 91 | Corey Kime | 12/14/2020 | |
| 39 | Officer | 92 | Kent Werkehiser | 3/22/2021 | |
| 40 | Officer | 93 | Adam Covert | 4/19/2021 | |
| 41 | Officer | 94 | Martin Ksepka | 4/19/2021 | |
| 42 | # Officer | 95 | Shane Schneider | 1/3/2022 | |
| 43 | # Officer | 96 | Daniel Campagna | 1/3/2022 | |
| 44 | # Officer | 97 | Emily Borger | 6/13/2022 | |
| 45 | # Officer | 98 | Michael Cinamella | 7/6/2022 | |
| 1 | Exec. Assistant | | Kathy Matisak | 8/15/1988 | |
| 2 | Records Manager | | Barb Wieand | 1/14/2002 | |
| 3 | Secretary | | Laura Deane | 6/19/2006 | |
| 4 | ***Secretary | | Marianne Avosso | 6/11/2007 | 12/31/2022 |
| 5 | Admin. Assistant | | Susan Kopp | 2/2/2009 | |
| 7 | Mechanic | | Andrew Colyer | 6/14/2021 | |
| 8 | ***Secretary | | Helena Vernieri | 12/8/2021 | 7/15/2022 |
| 9 | # Executive Assistant | | MaryEllen Sands-Drost | 8/8/2022 | |
| 10 | # Custodian | | Heather Hauger | 8/22/2022 | |

- * - Drop Program
- ** - Retirement
- *** - Resignation
- ****-Transfer
- # - New Hire

2022 Pocono Mountain Regional Police Organizational Chart



Pocono Mountain Regional Police

2022 Fact Sheet

Sick Time:

14 members of the PMRPD used no sick time during 2022. These Officers were: Lieutenants Kris Vogt and Steve Williams, Sergeant Nicholas Mecca, Corporal Jeff Papi, Detectives Donald Scarfo and Kyle VanNote, and Officers Emily Borger, Daniel Campagna, Michael Cinamella, Adam Covert, Cory Kime, Martin Ksepka, Michael Parrent, and Daniel Smelas.

The number of sick days taken during 2022 by all officers was 216 for an average of 5 days per officer. Sick time was up by 43% in 2022 as compared with 2021.

The number of sick days taken for non-sworn employees was 29. The average number of sick days for the non-sworn members was 5.8 sick days per employee. This was down from 2021 by 25%.

Commendations:

1 commendation was given out in 2022 to Corporal Matt Nero:

The commendation was given to Corporal Nero for his response to a domestic dispute on involving an assault with a deadly weapon.

Pocono Mountain Regional Police

2022 Fact Sheet

Higher Education and Veteran Status: The Pocono Mountain Regional Police has a strong history of hiring officers from diversified background and educational experiences. The Department recognizes the commitment and sacrifice of our veterans and those who have obtained higher educational degrees. The Pocono Mountain Regional Police Department also encourages officers to further their education in the field of criminal justice through higher education and our tuition reimbursement program. The following Officers have earned degrees in higher education and/or have served in our armed forces.

Veterans:

| Officer | Branch | Years of Service |
|--------------------------|--|------------------|
| Sergeant Charles LaRue | United States Marine Corp. | 4 |
| Officer Richard Michaels | United States Navy | 4 |
| Detective Donald Scarfo | United States Army / PA National Guard | 2 / 10 |
| Officer Jason Wile | United States Marine Corp. | 4 |
| Officer Robert Ellis | United States Marine Corp. | 9 |
| Officer Zach Swingle | PA National Guard | 6 |
| Officer Joseph Apgar | United States Marine Corp. | 4 |
| Officer Kent Werkheiser | United States Army | 5 |
| Officer Shane Schneider | United States Army / PA National Guard | 3 / 3 |

Higher Education:

| Officer | Degree | Field |
|-------------------------------|------------------|-----------------------------------|
| Chief Chris Wagner | Masters Degree | Legal Studies in Criminal Justice |
| Corporal Robert Miller | Masters Degree | Forensic Investigations |
| Officer Derek Chaffee | Masters Degree | Criminology / Criminal Justice |
| Officer Josh Soto | Masters Degree | Criminal Justice |
| Detective Corporal Lucas Bray | Bachelors Degree | Criminal Justice |
| Corporal Jeff Papi | Bachelors Degree | Criminal Justice |
| Detective Kyle VanNote | Bachelors Degree | Criminal Justice Administration |
| Officer Joseph Lutkowski | Bachelors Degree | Criminal Justice |
| Officer Daniel Smelas | Bachelors Degree | Criminal Justice |
| Officer Derek Metzger | Bachelors Degree | Sociology |
| Officer Jesse Bohrman | Bachelors Degree | History |
| Officer Austin Price | Bachelors Degree | Criminal Justice |

| Officer | Degree | Field |
|---------------------------|-------------------|--------------------------------|
| Officer Michael Parrent | Bachelors Degree | Administration of Justice |
| Officer Zachary Scheetz | Bachelors Degree | Criminal Justice |
| Officer Adam Covert | Bachelors Degree | Criminal Justice |
| Officer Martin Ksepka | Bachelors Degree | Criminal Justice and Sociology |
| Officer Daniel Campagna | Bachelors Degree | Business Management |
| Officer Emily Borger | Bachelors Degree | Biology |
| Michael Cinamella | Bachelors Degree | Criminal Justice |
| Lieutenant Kris Vogt | Associates Degree | Criminal Justice |
| Detective Don Scarfo | Associates Degree | Criminal Justice |
| Officer Ashley Rzeszewski | Associates Degree | Criminal Justice |
| Officer Kent Werkheiser | Associates Degree | General Studies |

Pocono Mountain Regional Police

2022 Fact Sheet

Canine Activity:

Corporal Matt Nero / K9 Creed: 85 deployments

- \$65,485 US Currency
- 2,090 bags of Heroin
- 3.79 grams Fentanyl
- 58 pounds of Marijuana
- 214 grams of Cocaine
- 62 grams of Crack Cocaine
- 379 grams of Methamphetamine
- 104 pills MDMA
- 5 grams of Mushrooms
- 5 THC Vapes
- 14 guns

12 assists
9 apprehensions
22 vehicle alerts
4 bites
3 community events

Officer Joe Lutkowski / K9 Hilo: 90 deployments

- 4.5lbs of Marijuana
- 25 grams Cocaine
- 2 oz Methamphetamine
- 60 bags of Heroin

7 assists
2 apprehensions
1 bite
3 community events

* Weights are approximations.

SWAT Activity: 1 Team Activation:

1 in Tobyhanna Township

Pocono Mountain Regional Police

2022 Fact Sheet

Training:

The Pocono Mountain Regional Police Department strives to provide as much training as possible, given the responsibilities of a law enforcement organization, in relation to the budget allocation. In 2022, the Department budgeted \$31,750 towards training, \$25,000 towards tuition reimbursement, and \$ 35,120 towards Act 120 (Police Academy) training expenses. This training allocation is disbursed between department staff to keep up with the ever-increasing responsibilities of initial and continuing education.

All officers are required to attend the Municipal Police Officer Education and Training Commissions (MPOETC) mandatory updates, PMRPD firearms, less lethal, use of force, CPR, First Aid, and mental health trainings. The department takes a practicality approach, in regard to scheduling of virtual and in person, mandatory MPOETC updates. In person updates are conducted at the PMRPD facility and at the Allentown Police Academy. Virtual updates are taken through the PAVTN (Pennsylvania Virtual Training Network).

The department must also maintain required certifications and re-certifications for department trainers. The PMRPD conducts mandatory, in-house, training that takes place throughout the year. The Pocono Mountain Regional Police Department received the following training for various officers during 2022:

- 1) Act 120 Certification
- 2) ACT 120 Mandatory Updates
- 3) Active Shooter Preparedness
- 4) AR-15 Armorer
- 5) ASP Baton Training
- 6) Basic Marksmen
- 7) Basic SWAT
- 8) Chlorine Emergency Awareness
- 9) CLEAN Recertification
- 10) Cody Connect Conference
- 11) Compelled Statements and Garrity
- 12) Comprehensive Latent Print Comparison

Training Continued

- 13) Connected Car - 30K Cell Phone
- 14) CPR training
- 15) Crisis Negotiations training
- 16) Enforcement of PA Vehicle Inspections
- 17) Field Training Officer
- 18) First Aid training
- 19) Google Geofence Warrants
- 20) Firearms Qualification / Training
- 21) Glock Armorers School
- 22) Handgun Diagnostics and Foundations
- 23) Incident Command System 100
- 24) Incident Command System 400
- 25) Incident Command System 700
- 26) Interdiction Mastermind
- 27) Internal Affairs Investigations
- 28) Interview and Interrogation
- 29) Investigating Stalking
- 30) K9 Training
- 31) Leadership in Law Enforcement
- 32) Legal Updates
- 33) Mastering PA Search and Seizure
- 34) Marksmen Training
- 35) Motorcycle Operator in-house
- 36) NAPWDA Certification
- 37) Narcotics Detection Dog
- 38) National Incident Based Reporting System (NIBRS)
- 39) Officer Involved Shooting
- 40) On-Scene Collision Investigation
- 41) Patrol Response to Suspicious Death and Homicide
- 42) Pennsylvania Narcotics Officer Association (PNOA) Conference

Training Continued

- 43) Perception of Danger
- 44) Photographing the Death Scene
- 45) PMRPD Code of Conduct
- 46) Police Utility Dog
- 47) Practical De-Escalation
- 48) QPR Suicide Prevention Gatekeeper
- 49) Questioned Death Investigations
- 50) Range Safety
- 51) Records and Information Management
- 52) Red Dot Sight Pistol Instructor
- 53) Rescue Task Force
- 54) Resolution of Barricaded Subjects
- 55) Responding to School Bombings
- 56) Safety Committee Recertification
- 57) School Resource Officer State Conference
- 58) Specialized Vehicle Training
- 59) Standards of Conduct
- 60) Strategic Law Enforcement Training
- 61) Street Survival
- 62) Title 75 – Street Cop
- 63) Underwater Crime Scene Investigator
- 64) Use of Force
- 65) Watchguard in-car Camera Training
- 66) Workplace Safety Committee Training

Pocono Mountain Regional Police Partnerships

Partnership:

1) Pocono Mountain School District – School Resource Officer (SRO) Program

- The Pocono Mountain Regional Police Department currently has 4 SRO's within the Pocono Mountain School District (PMSD). These Officers are currently positioned within 4 main buildings in the district and rotate on occasion.
- PMSD has reimbursed the PMRPD \$421,365.00 for the SRO program in 2022.
- PMSD has reimbursed the PMRPD \$22,624.88 for extra duty assignments.

2) Drug Enforcement Administration Task Force

- The Pocono Mountain Regional Police continued its partnership with the DEA Task Force in 2022.
- Detective Michael Sciarillo continued as the PMRPD DEA task force representative
- The PMRPD has been reimbursed \$14,708.31 for overtime in 2022.
- The PMRPD has received \$26,902.61 in asset forfeiture during 2022.

3) Monroe County Drug Task Force

- The Pocono Mountain Regional Police continues to participate in the Monroe County Drug Task Force (MCDTF).
- The MCDTF has reimbursed the PMRPD \$5,314.08 for overtime in 2022.

4) Northeast Pennsylvania Counter Terrorism Task Force (NEPACTTF)

- The PMRPD continues to participate in the NEPACTTF
The NEPACTTF has purchased various equipment and provided training for PMRPD SWAT Operations.

Pocono Mountain Regional Police Foundation (PMRPF)

- The PMRPD continues to receive support through the Pocono Mountain Regional Police Foundation. In 2022 the PMRPF purchased equipment for and reimbursed the department a total of \$13,775.46 (see pages 103 - 105).

5) Attorney General

- The PMRPD participates in special investigations in cooperation with the Pennsylvania Attorney General's Office (PAOAG). In 2022, the PMRPD was reimbursed \$4,132.74 in overtime expenses.

Pocono Mountain Regional Police

2022 Fact Sheet

Units of Service:

The Pocono Mountain Regional Police uses a unit of service concept whereby municipalities purchase a requested number of hours by unit. A unit of service is equal to 10 hours of service. This unit of service is known as a Police Protection Unit or PPU. The 2022 cost per PPU was \$42,137.54. Officer's activity is tracked through the submission of their activity reports. Through the data obtained in these reports, time spent on police activity within our municipalities is broken down and applied to the number of hours requested. This activity is reflected and presented monthly at our police commission meetings.

2022 Budget Hours Breakdown

2021 Total Hours Available per Week: 1520

2022 Total Hours Available per Week: 1600

2021 Total Hours Available per Day: 217.14

2022 Total Hours Available per Day: 228.57

Monthly Hours Days per Month

| Municipality | 2021 Hours | 2022 | 2022 % | 28 | 30 | 31 |
|---------------|------------|------|--------|-------------|-------------|-------------|
| Tobyhanna | 471 | 490 | 30.62 | 1,956 | 2096 | 2166 |
| Mt. Pocono | 181 | 201 | 12.56 | 801 | 858 | 887 |
| Tunkhannock | 174 | 175 | 10.94 | 696 | 746 | 771 |
| Coolbaugh | 563 | 603 | 37.69 | 2407 | 2579 | 2665 |
| Barrett | 131 | 131 | 8.19 | 522 | 559 | 578 |
| Totals | 1520 | 1600 | 100 | 6382 | 6839 | 7067 |

2022 Total Income: **\$7,800,235.00**

2022 Total Revenue: **\$8,286,235.00**

2022 Total Expenses: **\$8,286,235.00**

2022 Unit of Service Cost: **\$42,137.54**

Pocono Mountain Regional Police 2022 Fact Sheet

2022 Budget / Mortgage – Municipal Breakdown

Municipal Budget Contributions:

Tobyhanna Township: \$2,066,846.52

Mount Pocono Borough: \$846,121.88

Tunkhannock Township: \$735,300.14

Coolbaugh Township: \$2,542,158.01

Barrett Township: \$551,580.45

Mortgage:

2022 Total Mortgage Paid: \$54,772.41

2022 Total Principal Paid: \$54,282.61

2022 Total Interest Paid: \$489.80

Remaining Balance: \$0

2021 Municipal Mortgage Contributions (Jan 2021 – Dec 2021):

***Tobyhanna Township:** 0% / \$0

Mount Pocono Borough: 31.08% / \$17,023.86

Tunkhannock Township: 33.78% / \$18,504.18

Coolbaugh Township: 35.13% / \$19,244.37

****Barrett Township:** 0% / \$0

*Tobyhanna Township paid off their portion of the mortgage in October 2017.

**Barrett Township as part of the regionalization process does not pay a mortgage contribution and does not have equity interest in the PMRPD building.

Pocono Mountain Regional Police

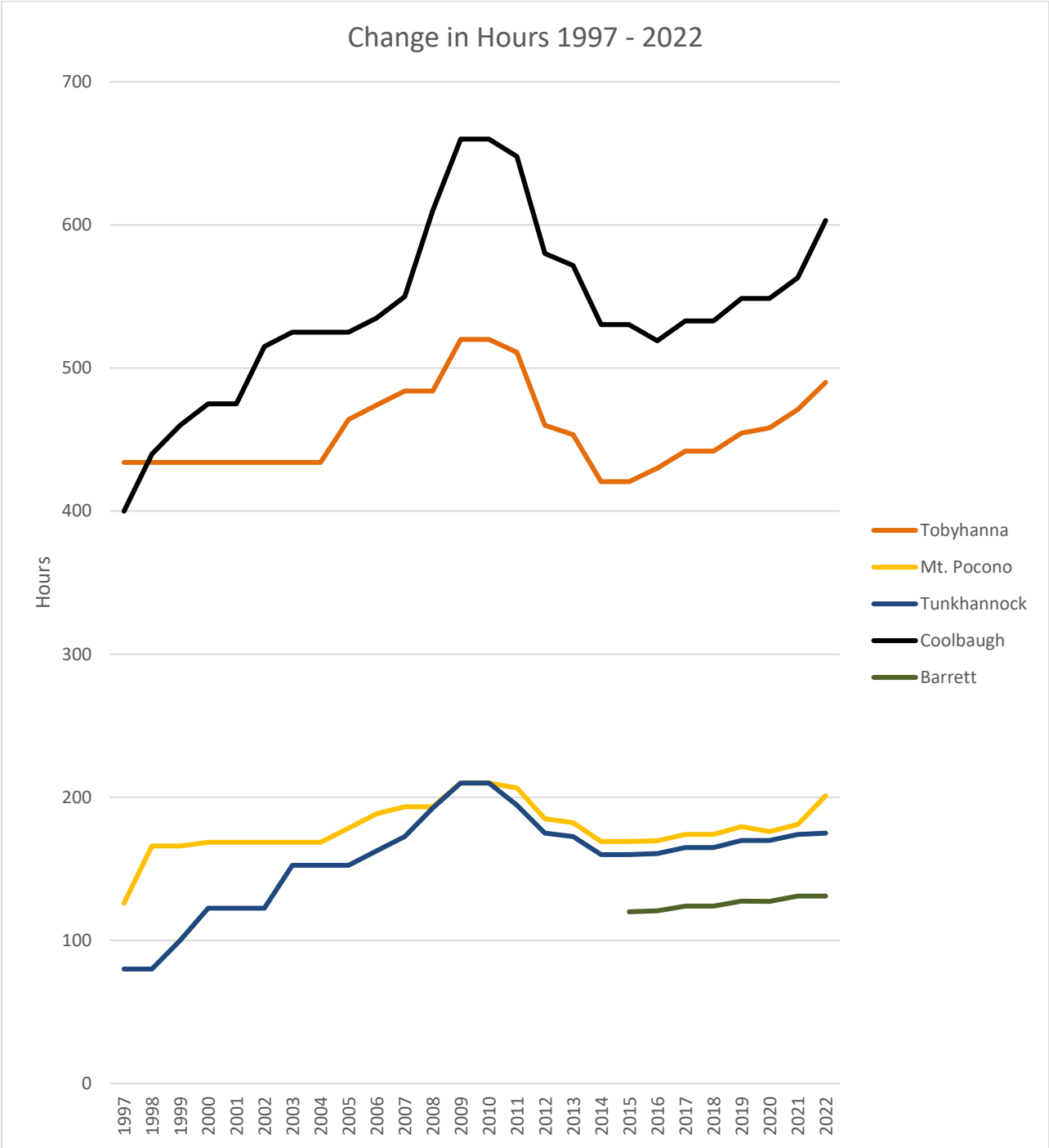
2022 Fact Sheet

Change In Hours 1997 - 2022

| Year | Tobyhanna Twp | Mt. Pocono | Tunkhannock Twp | Coolbaugh Twp | Barrett Twp | Change in hours |
|------|---------------|------------|-----------------|---------------|-------------|-------------------|
| 1997 | 434 | 126 | 80 | 400 | N/A | 1040 Total |
| 1998 | 434 | 166 | 80 | 440 | N/A | +80 / 1120 Total |
| 1999 | 434 | 166 | 100 | 460 | N/A | + 40 / 1160 Total |
| 2000 | 434 | 168.5 | 122.5 | 475 | N/A | + 40 / 1200 Total |
| 2001 | 434 | 168.5 | 122.5 | 475 | N/A | 0 / 1200 Total |
| 2002 | 434 | 168.5 | 122.5 | 515 | N/A | + 40 / 1240 Total |
| 2003 | 434 | 168.5 | 152.5 | 525 | N/A | + 40 / 1280 |
| 2004 | 434 | 168.5 | 152.5 | 525 | N/A | 0 / 1280 |
| 2005 | 464 | 178.5 | 152.5 | 525 | N/A | + 40 / 1320 |
| 2006 | 474 | 188.5 | 162.5 | 535 | N/A | +40 / 1360 |
| 2007 | 484 | 193.5 | 172.5 | 550 | N/A | +40 / 1400 |
| 2008 | 484 | 193.5 | 192.5 | 610 | N/A | + 80 / 1480 |
| 2009 | 520 | 210 | 210 | 660 | N/A | + 120 / 1600 |
| 2010 | 520 | 210 | 210 | 660 | N/A | 0 / 1600 |
| 2011 | 511 | 206.5 | 194.6 | 647.9 | N/A | - 40 / 1560 |
| 2012 | 460 | 185 | 175 | 580 | N/A | - 160 / 1400 |
| 2013 | 453.47 | 182.3 | 172.5 | 571.73 | N/A | - 20 / 1380 |
| 2014 | 420.61 | 169.09 | 160.00 | 530.30 | N/A | - 100 / 1280 |
| 2015 | 420.61 | 169.09 | 160.00 | 530.30 | 120.00 | 1400 Total |
| 2016 | 430 | 169.7 | 160.7 | 519 | 120.6 | 0 / 1400 |
| 2017 | 442 | 174 | 165 | 533 | 124 | + / 1440 |
| 2018 | 442 | 174 | 165 | 533 | 124 | 0 / 1440 |
| 2019 | 454.6 | 179.5 | 169.9 | 548.6 | 127.4 | +40 / 1480 |
| 2020 | 458.2 | 176.0 | 169.9 | 548.6 | 127.3 | 0 / 1480 |
| 2021 | 471 | 181 | 174 | 563 | 131 | +40/1520 |
| 2022 | 490 | 201 | 175 | 603 | 131 | +80/1600 |

Increase
Decrease

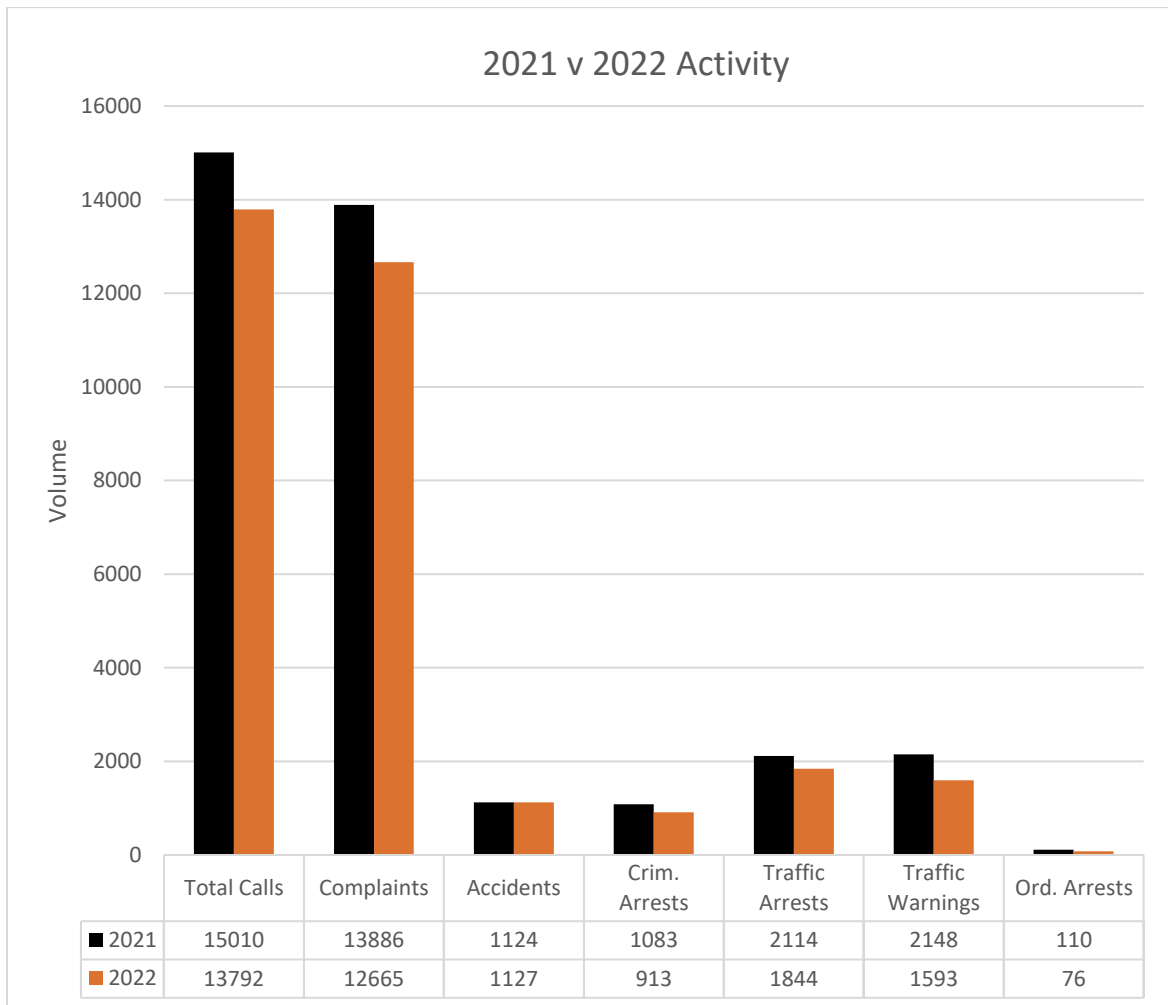
Pocono Mountain Regional Police 2022 Fact Sheet



Pocono Mountain Regional Police Department

2021 vs. 2022 Activity

| | 2022 | 2021 | Increase / Decrease | Percentage |
|-------------------|-------|-------|---------------------|------------|
| Total Calls | 13792 | 15010 | -1218 | - 8.83% |
| Complaints | 12665 | 13886 | -1221 | -9.64% |
| Accidents | 1127 | 1124 | +3 | +0.26% |
| Criminal Arrests | 913 | 1083 | -170 | -18.61% |
| Traffic Arrests | 1844 | 2114 | -270 | -14.64% |
| Traffic Warnings | 1593 | 2148 | -555 | -34.83% |
| Ordinance Arrests | 76 | 110 | -34 | -44.73% |



Pocono Mountain Regional Police Department

2022 Total Activity

Hours

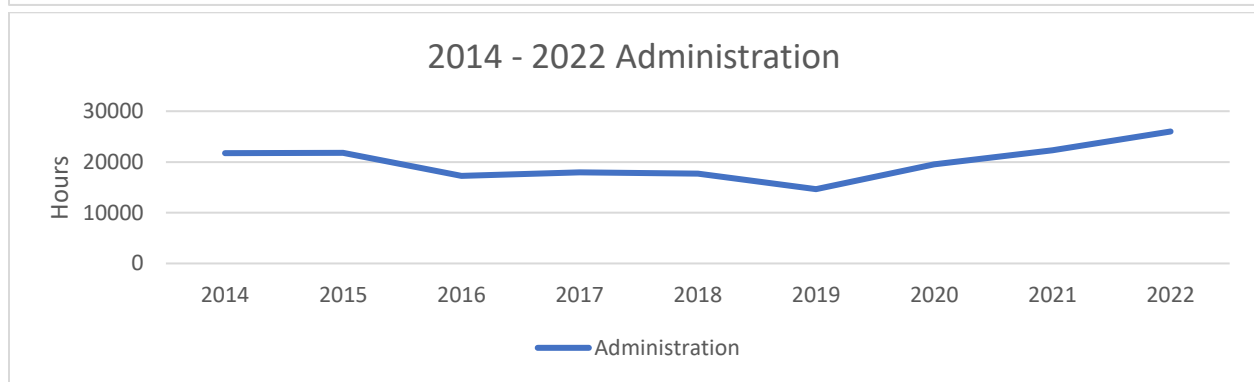
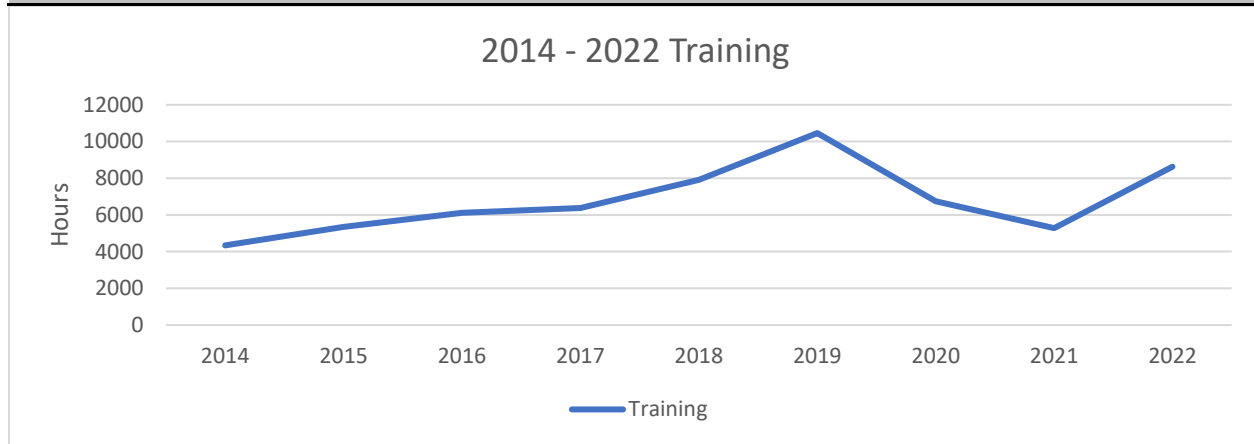
| | Patrol | Investigations | Paperwork | Speed Timing | Court | Assigned |
|--------------|--------------|----------------|-------------|--------------|-------------|--------------|
| January | 2249 | 1354 | 280 | 0 | 185 | 2995 |
| February | 1988 | 1440 | 306 | 19.4 | 236 | 2390 |
| March | 1906 | 1723 | 309 | 4.4 | 196 | 2925 |
| April | 1816 | 1288 | 322 | 5.6 | 159 | 3247 |
| May | 1818 | 1591 | 325 | 12.2 | 130 | 3188 |
| June | 1559 | 1806 | 346 | 1 | 151 | 2974 |
| July | 2284 | 1791 | 448 | 21.7 | 109 | 2409 |
| August | 2012 | 1794 | 491 | 11.7 | 126 | 2629 |
| September | 1705 | 1604 | 393 | 6.5 | 121 | 3007 |
| October | 2024 | 1686 | 469 | 3.2 | 183 | 2699 |
| November | 1898 | 1407 | 468 | 2.4 | 134 | 2926 |
| December | 1793 | 1426 | 351 | 1.8 | 116 | 3376 |
| Total | 23058 | 18916 | 4513 | 90 | 1851 | 34770 |

Activity

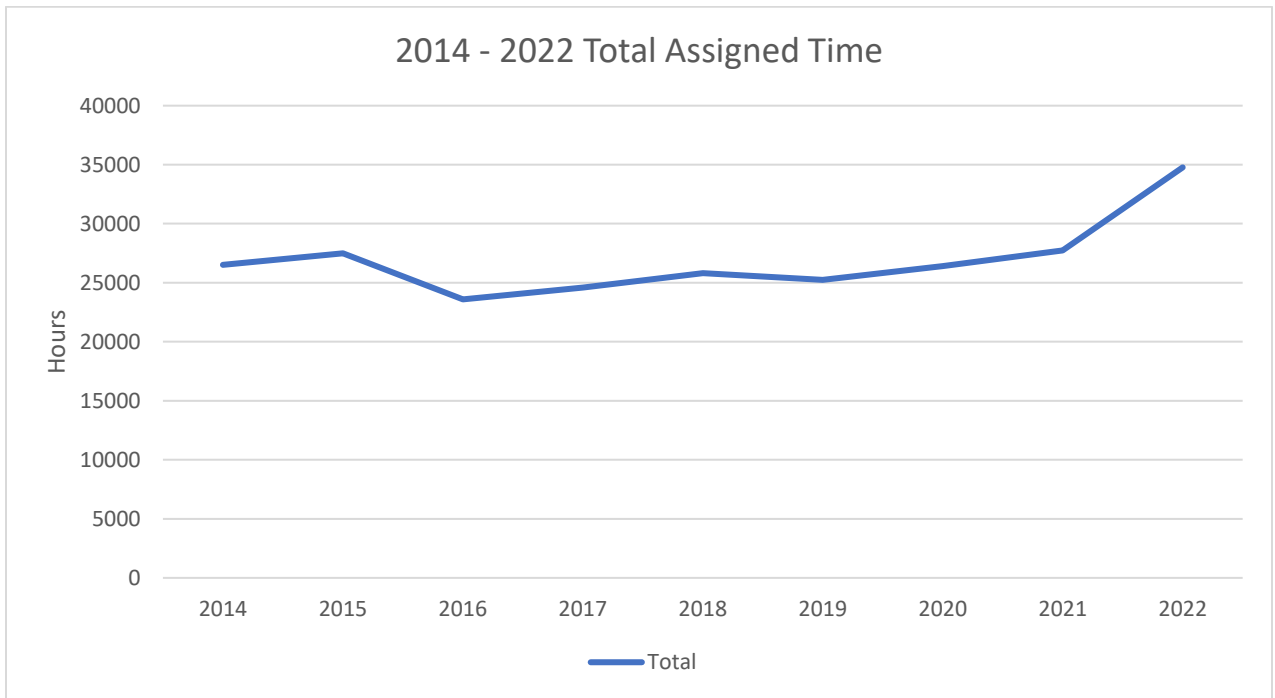
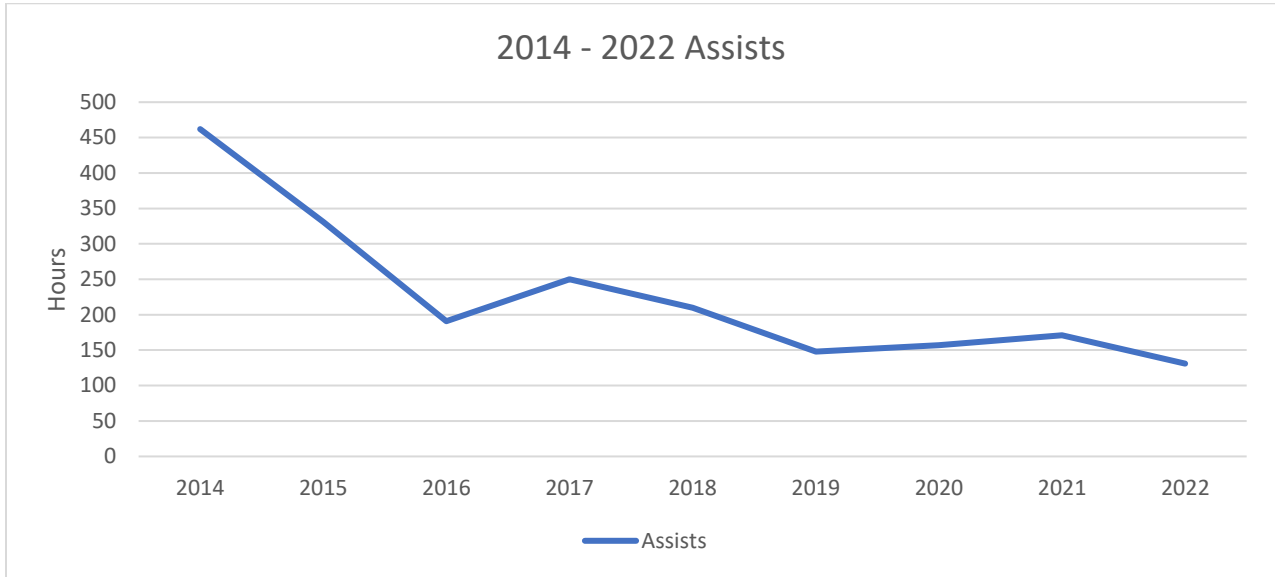
| | Complaints | Accidents | Criminal Arrests | Traffic Arrests | Warning | Ord. Arrests |
|--------------|--------------|-------------|------------------|-----------------|-------------|--------------|
| January | 985 | 113 | 62 | 146 | 110 | 13 |
| February | 966 | 89 | 77 | 178 | 134 | 5 |
| March | 1048 | 95 | 81 | 145 | 157 | 3 |
| April | 956 | 68 | 73 | 149 | 114 | 4 |
| May | 1141 | 93 | 56 | 205 | 164 | 1 |
| June | 1098 | 86 | 70 | 89 | 77 | 6 |
| July | 1360 | 89 | 93 | 134 | 139 | 3 |
| August | 1240 | 84 | 100 | 213 | 169 | 6 |
| September | 1009 | 86 | 75 | 103 | 96 | 6 |
| October | 919 | 108 | 87 | 176 | 161 | 10 |
| November | 940 | 93 | 73 | 239 | 217 | 9 |
| December | 1003 | 123 | 66 | 67 | 55 | 10 |
| Total | 12665 | 1127 | 913 | 1844 | 1593 | 76 |

Pocono Mountain Regional Police Assigned Time Breakdown

| | Training | Administration | Assists | Total |
|--------------|----------------|-----------------|---------------|-----------------|
| January | 757.98 | 2229.49 | 7.55 | 2995.02 |
| February | 562.94 | 1815.75 | 11.83 | 2390.52 |
| March | 1007.50 | 1908.70 | 9.40 | 2925.60 |
| April | 898.60 | 2334.11 | 14.34 | 3247.05 |
| May | 683.65 | 2497.80 | 7.03 | 3188.48 |
| June | 967.76 | 1998.29 | 8.82 | 2974.87 |
| July | 404.70 | 1997.84 | 6.66 | 2409.20 |
| August | 566.75 | 2056.90 | 5.89 | 2629.54 |
| September | 984.75 | 2013.21 | 9.60 | 3007.56 |
| October | 645.02 | 2037.11 | 17.08 | 2699.21 |
| November | 402.08 | 2508.21 | 16.62 | 2926.91 |
| December | 753.50 | 2606.15 | 16.70 | 3376.35 |
| Total | 8635.23 | 26003.56 | 131.52 | 34770.31 |



Pocono Mountain Regional Police Assigned Time Breakdown



Pocono Mountain Regional Police Department

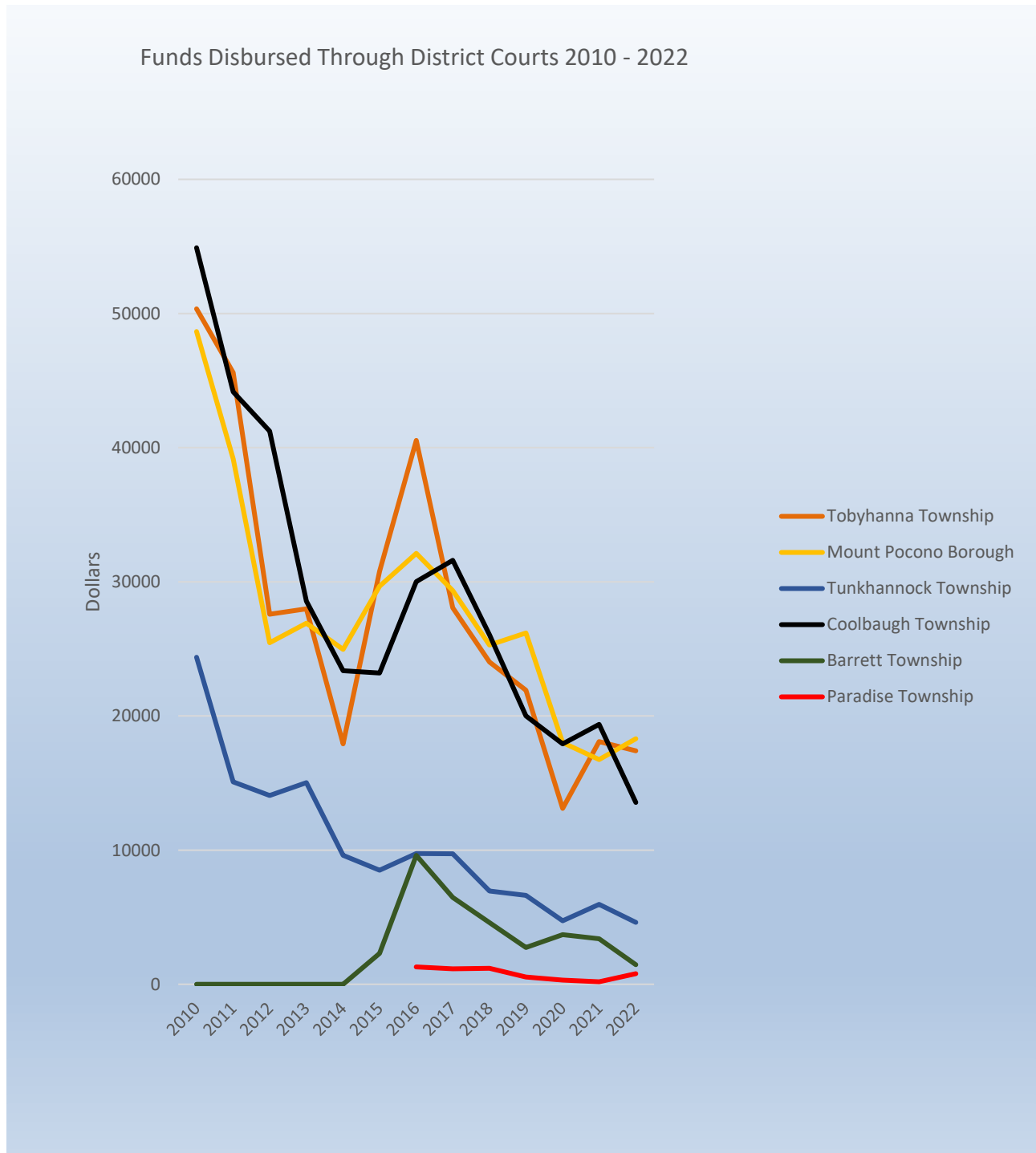
2022 District Courts

Funds Dispersed from District Courts 2012 – 2022

| | 2012 | 2013 | 2014 | 2015 | 2016 | 2017 | 2018 | % |
|----------------------|------------------|-----------------|-----------------|-----------------|------------------|----------------|-----------------|-------------|
| Tobyhanna Township | \$27,591 | \$27,988 | \$17,924 | \$30,789 | \$40,545 | \$28,064 | \$24,030 | 28% |
| Mount Pocono Borough | \$25,458 | \$26,908 | \$24,966 | \$29,676 | \$32,120 | \$29,345 | \$25,289 | 28% |
| Tunkhannock Township | \$14,080 | \$15,023 | \$9,605 | \$8,512 | \$9,752 | \$9,720 | \$6,947 | 11% |
| Coolbaugh Township | \$41,224 | \$28,558 | \$23,380 | \$23,192 | \$30,018 | \$31,607 | \$26,053 | 29% |
| * Barrett Township | | | | \$2,292 | \$9,608 | \$6,468 | \$4,589 | 3% |
| Paradise Township | | | | | \$1,294 | \$1,153 | \$1,199 | .5% |
| Total | \$108,354 | \$98,508 | \$75,877 | \$94,464 | \$123,337 | 106,357 | \$88,110 | 100% |

| | 2019 | 2020 | 2021 | 2022 | 2023 | 2024 | 2025 | % |
|----------------------|-----------------|-----------------|-----------------|-----------------|------|------|------|-------------|
| Tobyhanna Township | \$21,925 | \$13,107 | \$18,089 | \$17,396 | | | | 28% |
| Mount Pocono Borough | \$26,182 | \$18,009 | \$16,749 | \$18,297 | | | | 31% |
| Tunkhannock Township | \$6,630 | \$4,730 | \$5,949 | \$4,614 | | | | 8% |
| Coolbaugh Township | \$20,014 | \$17,928 | \$19,375 | \$13,554 | | | | 27% |
| Barrett Township | \$2,748 | 3,706 | \$3,394 | \$1,461 | | | | 5% |
| Paradise Township | \$545 | \$307 | \$187 | \$790 | | | | .71% |
| Total | \$78,044 | \$57,787 | \$63,743 | \$56,112 | | | | 100% |

Pocono Mountain Regional Police Department 2010 - 2022 District Courts



Pocono Mountain Regional Police

Municipality Breakdown

Tobyhanna Township

| | Patrol | Investigation | Paper work | Tracker | Court | Assigned | Total |
|------------------|---------------|---------------|---------------|-------------|--------------|----------------|----------------|
| January | 979.5 | 319.6 | 35.3 | 0 | 58.9 | 917.9 | 2346.3 |
| February | 767.3 | 251.0 | 70.5 | 0 | 37.5 | 732.7 | 1863.3 |
| March | 720.8 | 370.9 | 51.7 | 1.2 | 28.5 | 896.7 | 2103.6 |
| April | 729.6 | 308.9 | 60.9 | 0 | 24.0 | 995.2 | 2155.8 |
| May | 748.1 | 380.8 | 66.8 | 7.2 | 38.9 | 977.2 | 2233.3 |
| June | 641.8 | 283.9 | 61.36 | 0 | 46.6 | 911.8 | 1971.5 |
| July | 860.9 | 425.9 | 51.6 | 0 | 38.3 | 738.4 | 2195.1 |
| August | 819.1 | 374.3 | 71.9 | 2 | 13.7 | 805.9 | 2142.5 |
| September | 863.9 | 336.0 | 51.4 | 0 | 30.3 | 921.8 | 2236.2 |
| October | 758.5 | 547.6 | 88.7 | 0 | 34.3 | 827.3 | 2291.4 |
| November | 600.3 | 237.6 | 89.8 | 0 | 35.7 | 897.1 | 1903.4 |
| December | 621.0 | 369.1 | 75.3 | .8 | 14.3 | 1034.8 | 2115.9 |
| Total | 9111.2 | 4206.1 | 1171.2 | 11.3 | 401.5 | 10657.1 | 25558.6 |

| | Total Calls | Complaints | Accidents | Criminal Arrests | Traffic Arrests | Traffic Warnings | Ordinance Arrests |
|------------------|-------------|-------------|------------|------------------|-----------------|------------------|-------------------|
| January | 234 | 210 | 24 | 19 | 28 | 29 | 1 |
| February | 249 | 231 | 18 | 22 | 40 | 51 | 0 |
| March | 295 | 263 | 32 | 23 | 53 | 45 | 0 |
| April | 286 | 262 | 24 | 21 | 44 | 35 | 1 |
| May | 284 | 256 | 28 | 24 | 47 | 40 | 0 |
| June | 269 | 247 | 22 | 16 | 21 | 13 | 0 |
| July | 382 | 355 | 27 | 20 | 34 | 46 | 1 |
| August | 350 | 327 | 23 | 20 | 59 | 58 | 1 |
| September | 276 | 256 | 20 | 15 | 33 | 40 | 1 |
| October | 258 | 220 | 38 | 20 | 25 | 29 | 2 |
| November | 258 | 221 | 27 | 18 | 41 | 47 | 1 |
| December | 300 | 258 | 42 | 8 | 14 | 7 | 0 |
| Total | 3441 | 3106 | 335 | 226 | 439 | 440 | 8 |

Pocono Mountain Regional Police Municipality Breakdown

Mount Pocono Borough

| | Patrol | Investigation | Paper work | Tracker | Court | Assigned | Total |
|------------------|---------------|---------------|--------------|--------------|--------------|---------------|----------------|
| January | 230.4 | 152.4 | 35.3 | 0 | 21.9 | 375.8 | 816.0 |
| February | 264.48 | 162.5 | 70.5 | 18.9 | 23.9 | 300.0 | 840.4 |
| March | 234.6 | 206.6 | 51.7 | 2.2 | 32.4 | 367.1 | 894.8 |
| April | 221.8 | 173.1 | 60.9 | 4.3 | 23.5 | 407.5 | 891.2 |
| May | 193.9 | 252.1 | 66.8 | 3.3 | 17.7 | 400.1 | 934.1 |
| June | 180.9 | 417.6 | 61.3 | .5 | 35.6 | 373.3 | 1069.4 |
| July | 183.1 | 187.1 | 51.6 | 1.6 | 16.4 | 302.3 | 742.3 |
| August | 147.0 | 245.6 | 71.9 | 2.0 | 16.0 | 330.0 | 812.7 |
| September | 138.9 | 224.3 | 51.4 | 2.7 | 17.5 | 377.4 | 812.4 |
| October | 209.6 | 210.3 | 88.7 | 3 | 39.2 | 338.7 | 889.6 |
| November | 271.7 | 203.0 | 89.8 | .8 | 24.0 | 367.3 | 956.8 |
| December | 284.7 | 177.9 | 75.3 | 0 | 16.0 | 423.7 | 977.7 |
| Total | 2561.5 | 2613.0 | 775.7 | 39.58 | 284.3 | 4363.6 | 10637.9 |

| | Total Calls | Complaints | Accidents | Criminal Arrests | Traffic Arrests | Traffic Warnings | Ordinance Arrests |
|------------------|-------------|-------------|------------|------------------|-----------------|------------------|-------------------|
| January | 174 | 150 | 24 | 11 | 43 | 42 | 3 |
| February | 176 | 150 | 26 | 23 | 86 | 38 | 3 |
| March | 200 | 179 | 21 | 18 | 49 | 52 | 0 |
| April | 170 | 157 | 13 | 18 | 45 | 36 | 1 |
| May | 215 | 189 | 26 | 5 | 95 | 84 | 0 |
| June | 206 | 182 | 24 | 19 | 21 | 21 | 2 |
| July | 206 | 188 | 18 | 23 | 39 | 35 | 1 |
| August | 202 | 181 | 21 | 32 | 62 | 39 | 2 |
| September | 184 | 160 | 24 | 17 | 24 | 23 | 5 |
| October | 189 | 168 | 21 | 21 | 78 | 62 | 5 |
| November | 168 | 150 | 18 | 26 | 113 | 105 | 7 |
| December | 197 | 165 | 32 | 25 | 34 | 31 | 7 |
| Total | 2287 | 2019 | 268 | 238 | 689 | 568 | 36 |

Pocono Mountain Regional Police

Municipality Breakdown

Tunkhannock Township

| | Patrol | Investigation | Paper work | Tracker | Court | Assigned | Total |
|------------------|---------------|---------------|--------------|-------------|--------------|---------------|---------------|
| January | 227.7 | 208.7 | 34.8 | 0 | 23.0 | 326.7 | 821.1 |
| February | 238.7 | 122.1 | 29.6 | 0 | 4.2 | 260.8 | 655.5 |
| March | 219.5 | 182.5 | 28.7 | 0 | 16.3 | 319.1 | 766.3 |
| April | 205.0 | 200.5 | 32.9 | 0 | 6.3 | 354.2 | 799.0 |
| May | 217.0 | 254.2 | 41.5 | .6 | 1.5 | 347.8 | 862.8 |
| June | 171.6 | 151.1 | 45.1 | 0 | 8.0 | 324.5 | 700.4 |
| July | 476.0 | 415.1 | 66.0 | 18.7 | 7.5 | 262.8 | 1246.4 |
| August | 87.1 | 279.9 | 67.3 | 2.7 | 6.8 | 286.8 | 731.0 |
| September | 51.8 | 291.4 | 55.9 | 0 | 28.4 | 328.1 | 755.7 |
| October | 22.6 | 191.9 | 35.3 | 0 | 42.0 | 294.4 | 586.3 |
| November | 10.9 | 192.3 | 35.9 | 0 | 9.1 | 319.3 | 567.7 |
| December | 19.7 | 184.4 | 31.3 | 0 | 22.1 | 368.3 | 626.0 |
| Total | 1948.1 | 2674.6 | 504.7 | 22.2 | 175.6 | 3793.4 | 9118.7 |

| | Total Calls | Complaints | Accidents | Criminal Arrests | Traffic Arrests | Traffic Warnings | Ordinance Arrests |
|------------------|-------------|-------------|------------|------------------|-----------------|------------------|-------------------|
| January | 154 | 145 | 9 | 6 | 23 | 19 | 0 |
| February | 115 | 109 | 6 | 2 | 15 | 10 | 0 |
| March | 152 | 143 | 9 | 4 | 7 | 12 | 0 |
| April | 140 | 135 | 5 | 4 | 4 | 9 | 0 |
| May | 169 | 153 | 16 | 5 | 19 | 10 | 1 |
| June | 162 | 158 | 4 | 6 | 3 | 7 | 1 |
| July | 225 | 205 | 20 | 11 | 12 | 9 | 0 |
| August | 166 | 159 | 7 | 19 | 15 | 9 | 0 |
| September | 148 | 139 | 9 | 16 | 9 | 6 | 0 |
| October | 134 | 122 | 12 | 6 | 6 | 7 | 0 |
| November | 131 | 123 | 8 | 18 | 2 | 2 | 0 |
| December | 135 | 127 | 8 | 7 | 0 | 0 | 0 |
| Total | 1831 | 1718 | 113 | 104 | 115 | 100 | 2 |

Pocono Mountain Regional Police Municipality Breakdown

Coolbaugh Township

| | Patrol | Investigation | Paper work | Tracker | Court | Assigned | Total |
|------------------|---------------|---------------|---------------|-------------|--------------|----------------|----------------|
| January | 613.4 | 551.7 | 118.7 | 0 | 72.8 | 1129.4 | 2489.1 |
| February | 552.6 | 691.2 | 107.6 | .5 | 144.6 | 901.4 | 2398.2 |
| March | 574.2 | 849.6 | 130.5 | 1 | 94.6 | 1103.2 | 2753.3 |
| April | 471.3 | 513.6 | 115.1 | 1.2 | 92.6 | 1224.4 | 2418.5 |
| May | 498.6 | 552.6 | 103.4 | 1.0 | 62.3 | 1202.3 | 2420.4 |
| June | 404.6 | 857.7 | 133.9 | 0 | 48.2 | 1121.8 | 2566.4 |
| July | 595.6 | 647.7 | 180.0 | .5 | 35.7 | 908.5 | 2368.2 |
| August | 799.9 | 726.0 | 202.9 | 3.5 | 69.5 | 991.6 | 2793.5 |
| September | 566.4 | 583.4 | 169.1 | 0 | 34.4 | 1134.1 | 2487.5 |
| October | 891.1 | 626.0 | 203.9 | .2 | 47.2 | 1017.8 | 2786.5 |
| November | 884.9 | 619.4 | 180.8 | 1.6 | 44.2 | 1103.7 | 2834.9 |
| December | 740.7 | 592.8 | 148.0 | 1 | 45.6 | 1273.2 | 2801.5 |
| Total | 7593.8 | 7812.3 | 1794.4 | 10.7 | 792.1 | 13111.8 | 31115.4 |

| | Total Calls | Complaints | Accidents | Criminal Arrests | Traffic Arrests | Traffic Warnings | Ordinance Arrests |
|------------------|-------------|-------------|------------|------------------|-----------------|------------------|-------------------|
| January | 448 | 399 | 49 | 21 | 47 | 17 | 9 |
| February | 435 | 400 | 35 | 22 | 34 | 30 | 2 |
| March | 409 | 378 | 31 | 32 | 36 | 41 | 2 |
| April | 359 | 340 | 19 | 23 | 53 | 32 | 2 |
| May | 458 | 442 | 16 | 18 | 36 | 26 | 0 |
| June | 451 | 426 | 25 | 28 | 32 | 29 | 3 |
| July | 524 | 503 | 21 | 34 | 47 | 47 | 1 |
| August | 489 | 461 | 28 | 24 | 69 | 58 | 3 |
| September | 400 | 370 | 30 | 21 | 34 | 25 | 0 |
| October | 385 | 353 | 32 | 33 | 63 | 58 | 3 |
| November | 402 | 377 | 25 | 5 | 73 | 57 | 1 |
| December | 427 | 391 | 36 | 18 | 15 | 15 | 3 |
| Total | 5187 | 4840 | 347 | 279 | 539 | 435 | 29 |

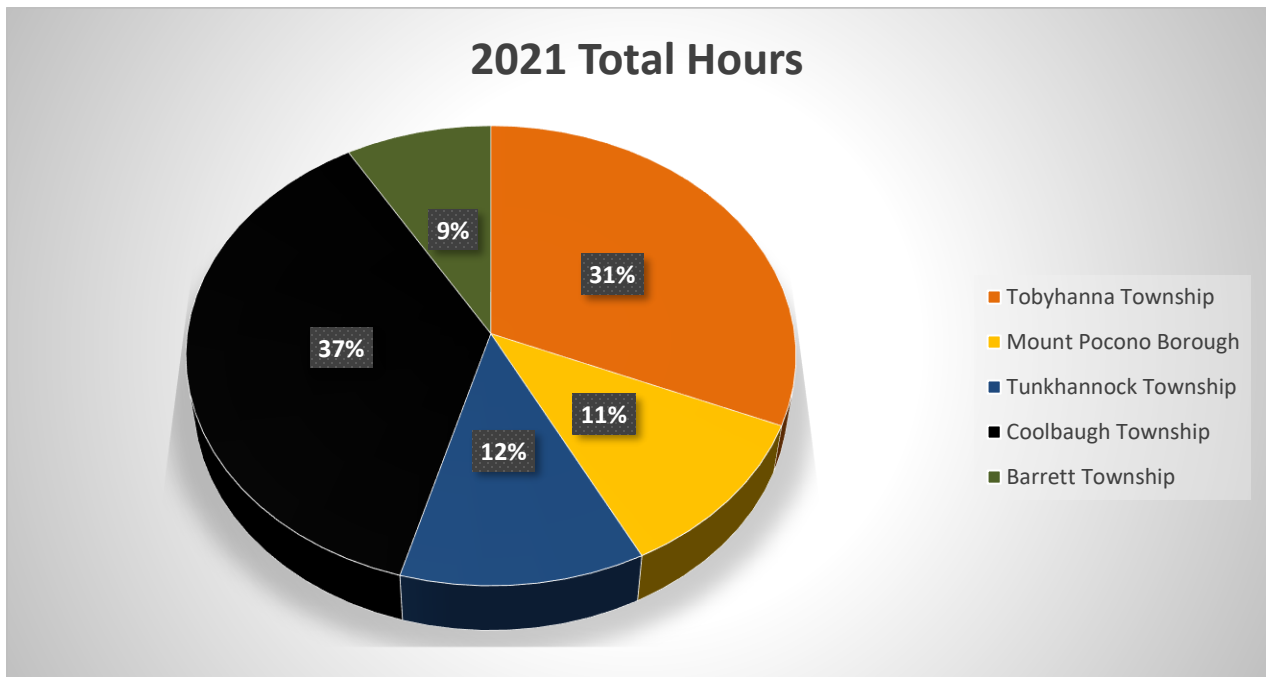
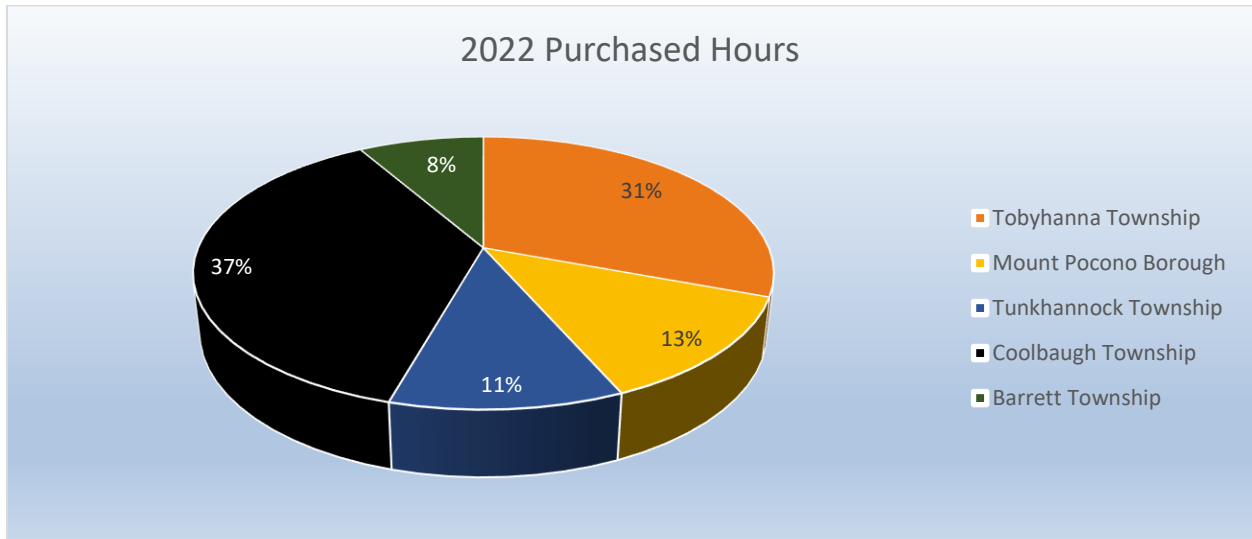
Pocono Mountain Regional Police Municipality Breakdown

Barrett Township

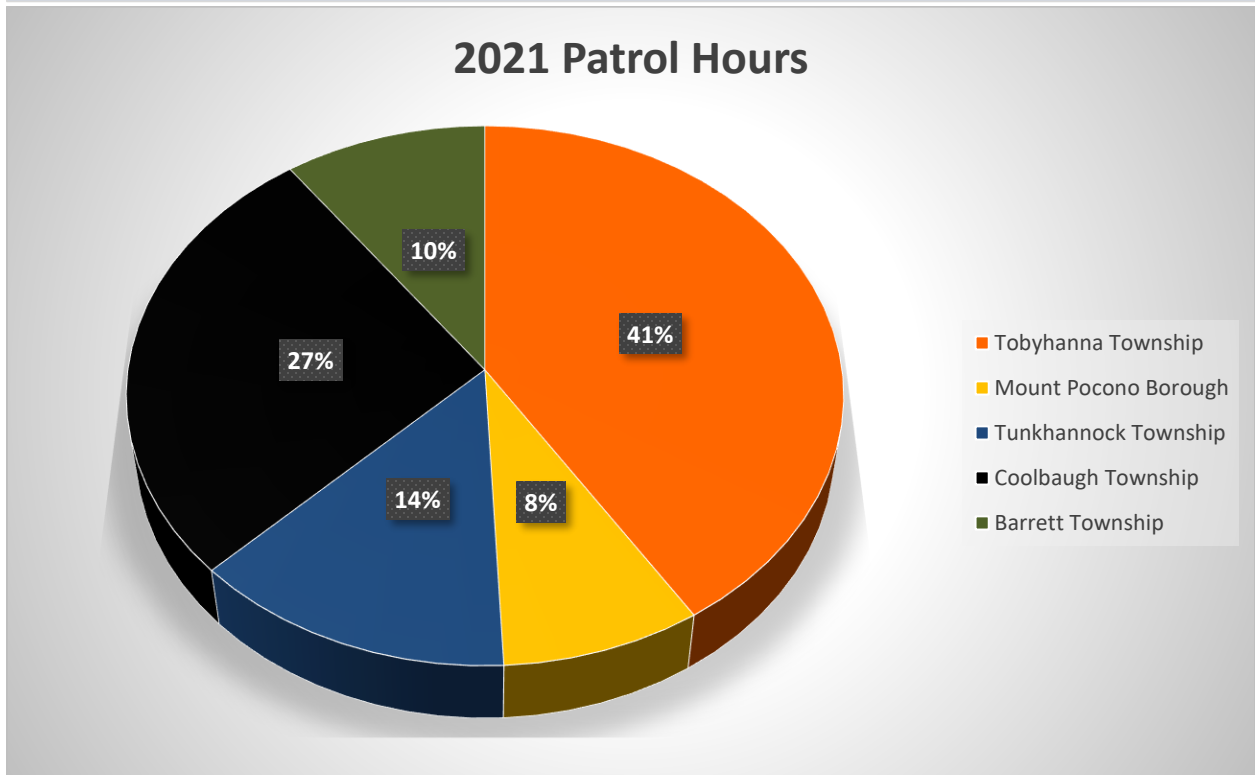
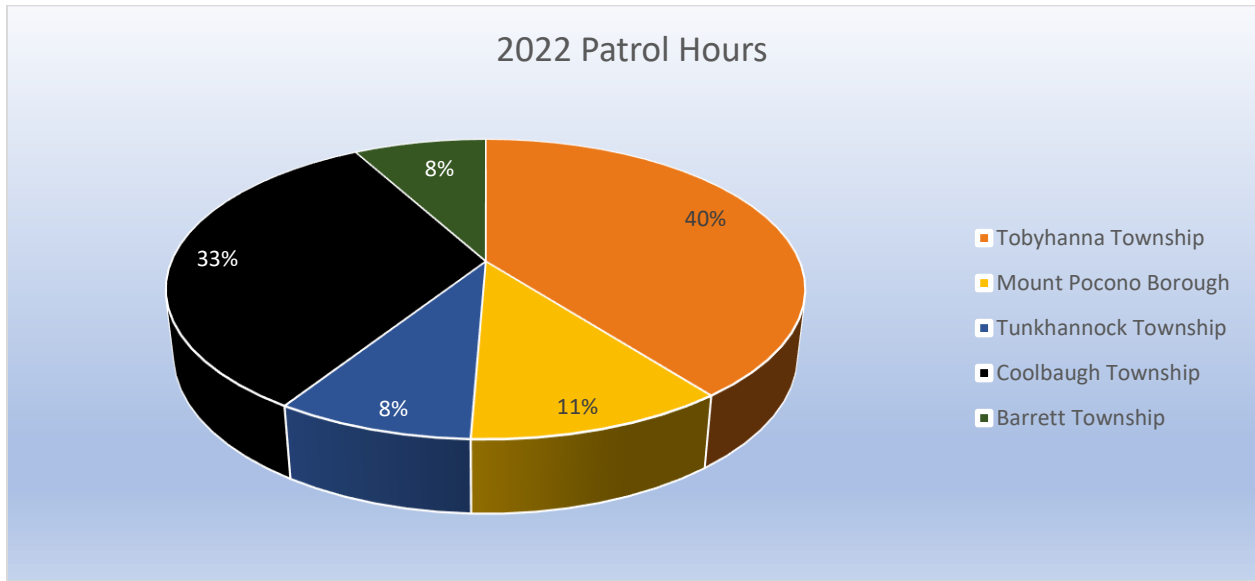
| | Patrol | Investigation | Paper work | Tracker | Court | Assigned | Total |
|------------------|---------------|---------------|--------------|------------|---------------|----------------|---------------|
| January | 198.2 | 122.5 | 21.4 | 0 | 9.1 | 244.9 | 596.3 |
| February | 165.0 | 213.4 | 23.7 | 0 | 26.6 | 195.5 | 624.4 |
| March | 157.3 | 113.8 | 13.7 | 0 | 24.2 | 239.3 | 547.9 |
| April | 188.2 | 92.4 | 15.4 | 0 | 12.5 | 265.6 | 574.2 |
| May | 161.0 | 151.2 | 32.4 | 0 | 9.7 | 260.8 | 615.2 |
| June | 160.5 | 95.5 | 18.8 | .4 | 12.4 | 243.3 | 531.1 |
| July | 169.2 | 115.7 | 19.2 | .8 | 11.7 | 197.0 | 513.8 |
| August | 159.1 | 168.6 | 21.5 | 1.3 | 20.5 | 215.1 | 586.2 |
| September | 84.6 | 169.2 | 32.9 | 3.7 | 10.4 | 246.0 | 547.0 |
| October | 142.2 | 110.3 | 18.1 | 0 | 20.5 | 220.8 | 511.9 |
| November | 130.6 | 155.0 | 29.5 | 0 | 21.2 | 239.4 | 575.9 |
| December | 127.0 | 102.3 | 21.1 | 0 | 18.0 | 276.1 | 544.7 |
| Total | 1843.4 | 1610.4 | 267.5 | 6.4 | 197.23 | 2844.21 | 6769.2 |

| | Total Calls | Complaints | Accidents | Criminal Arrests | Traffic Arrests | Traffic Warnings | Ordinance Arrests |
|------------------|-------------|------------|-----------|------------------|-----------------|------------------|-------------------|
| January | 86 | 79 | 7 | 5 | 5 | 3 | 0 |
| February | 80 | 76 | 4 | 8 | 3 | 5 | 0 |
| March | 81 | 79 | 2 | 4 | 0 | 7 | 0 |
| April | 66 | 60 | 6 | 7 | 3 | 2 | 0 |
| May | 107 | 100 | 7 | 4 | 6 | 4 | 0 |
| June | 95 | 84 | 11 | 1 | 12 | 5 | 0 |
| July | 111 | 108 | 3 | 5 | 2 | 2 | 0 |
| August | 115 | 110 | 5 | 5 | 8 | 5 | 0 |
| September | 85 | 82 | 3 | 6 | 3 | 2 | 0 |
| October | 57 | 52 | 5 | 7 | 2 | 3 | 0 |
| November | 72 | 67 | 5 | 6 | 10 | 5 | 0 |
| December | 60 | 55 | 5 | 8 | 4 | 2 | 0 |
| Total | 1015 | 952 | 63 | 66 | 58 | 45 | 0 |

Pocono Mountain Regional Police Department 2022 Hourly Comparison

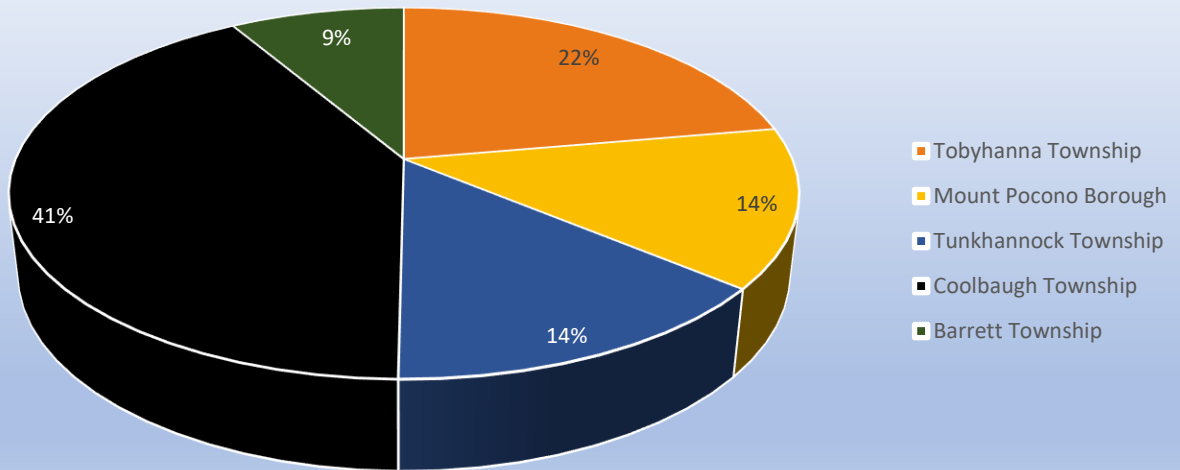


Pocono Mountain Regional Police Department 2022 Hourly Comparison

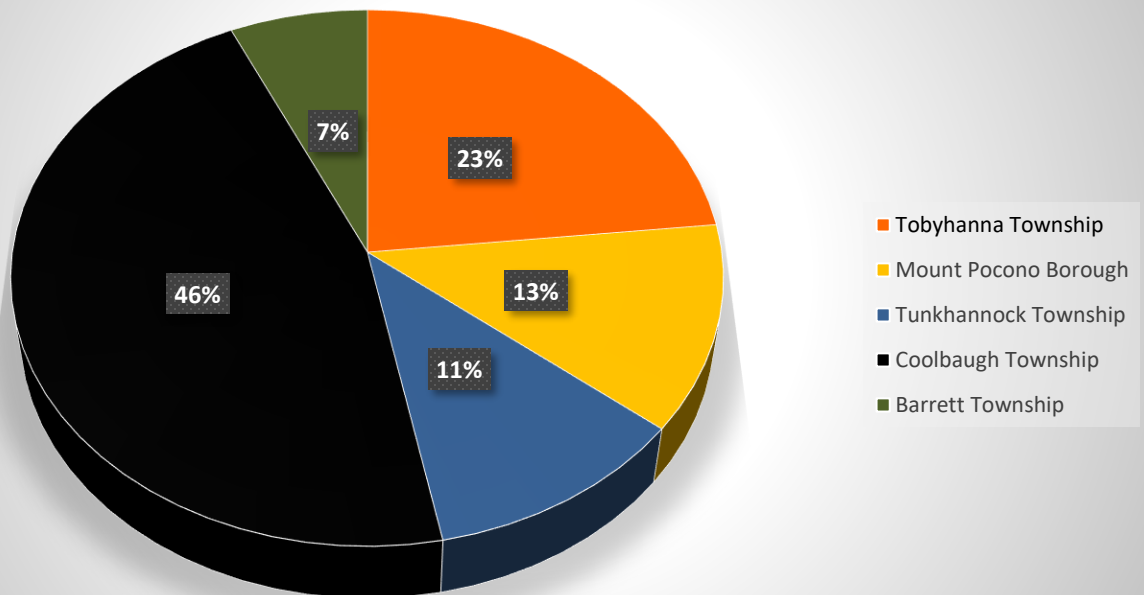


Pocono Mountain Regional Police Department 2022 Hourly Comparison

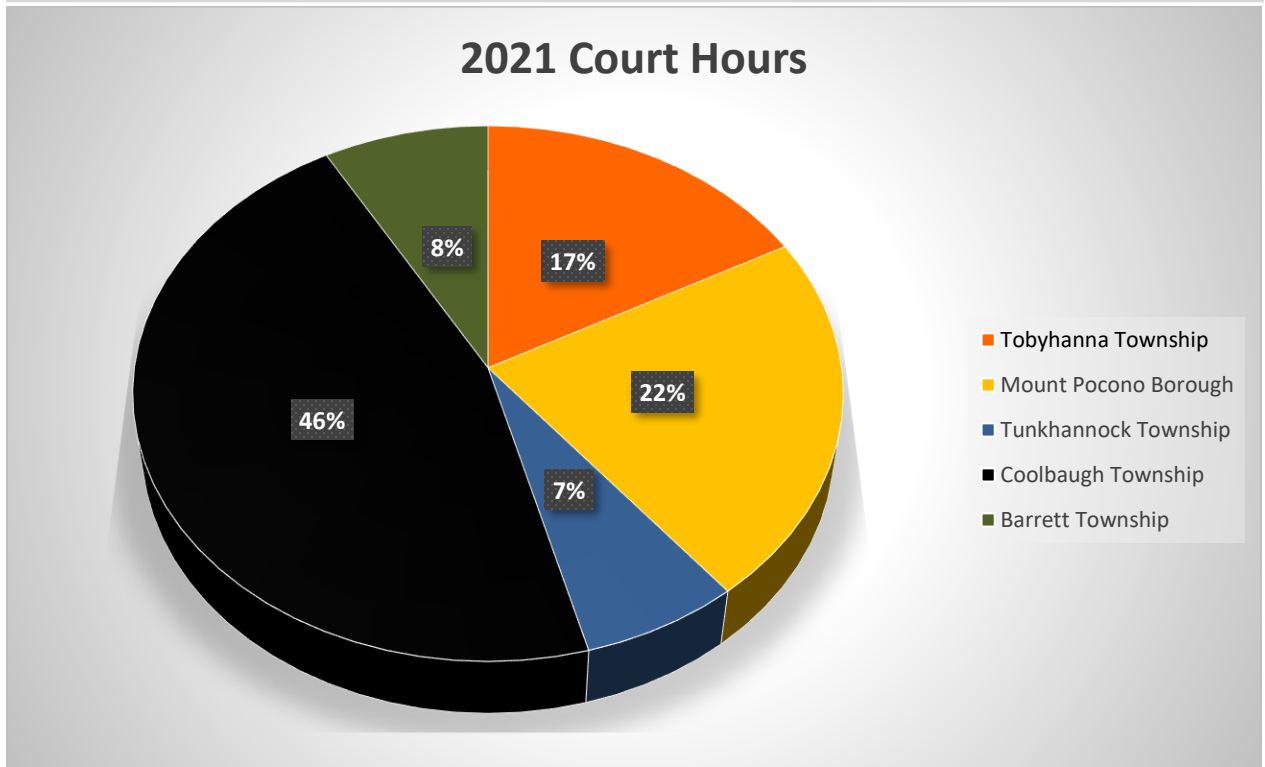
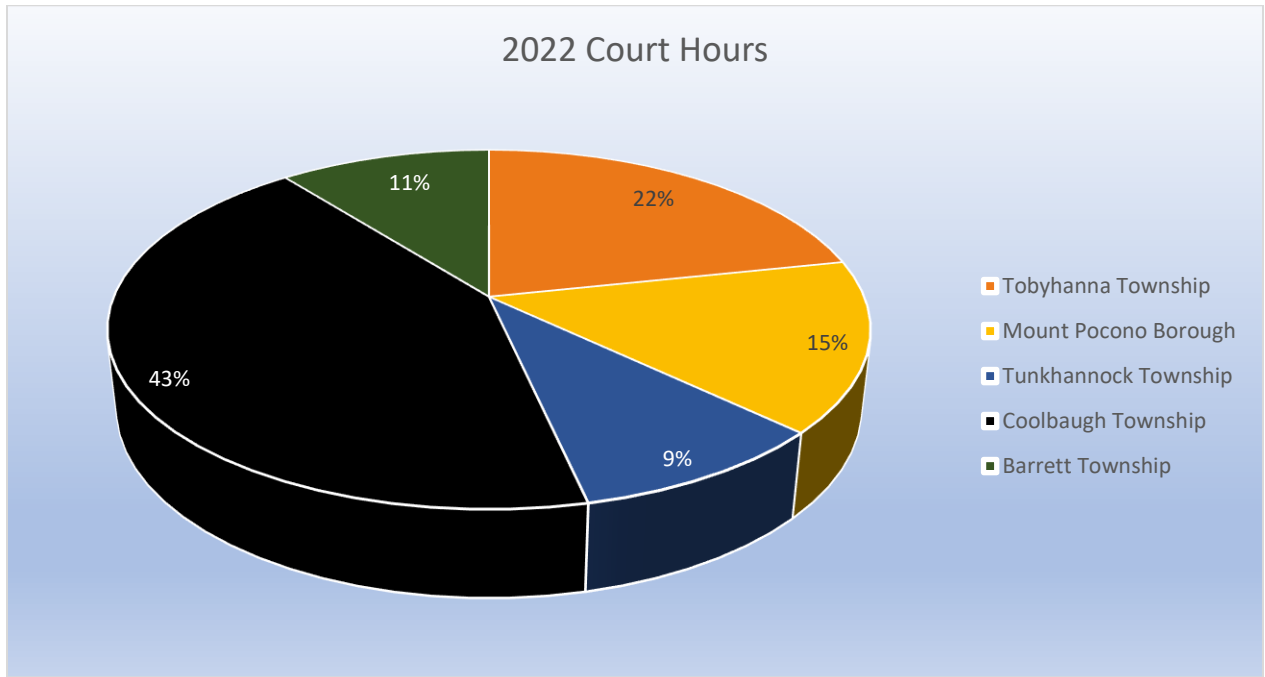
2022 Investigative Hours



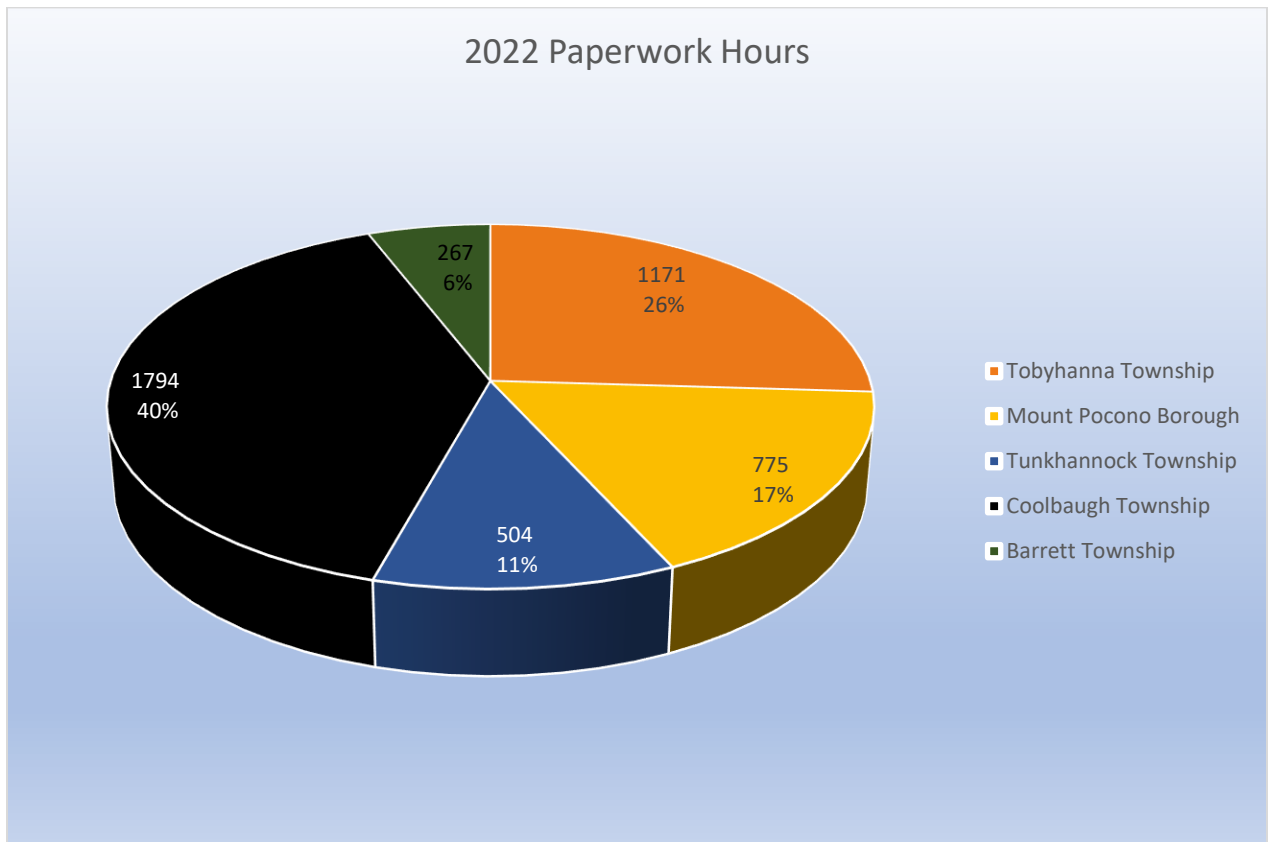
2021 Investigative Hours



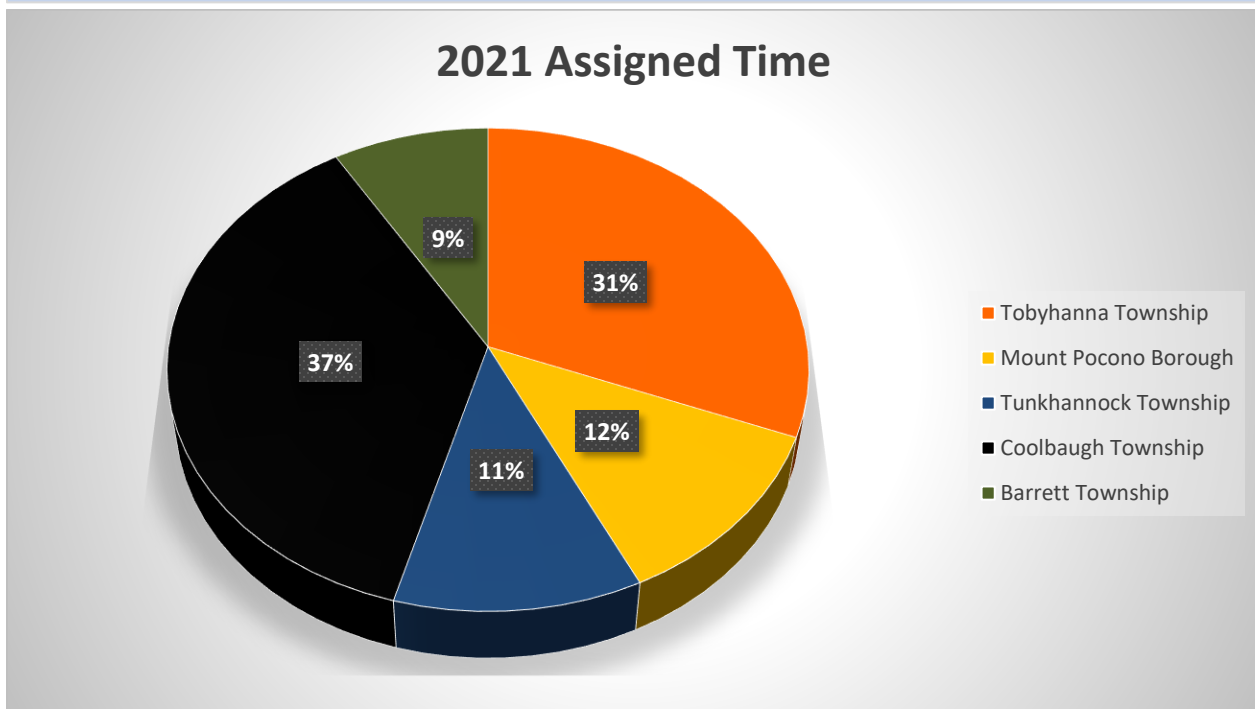
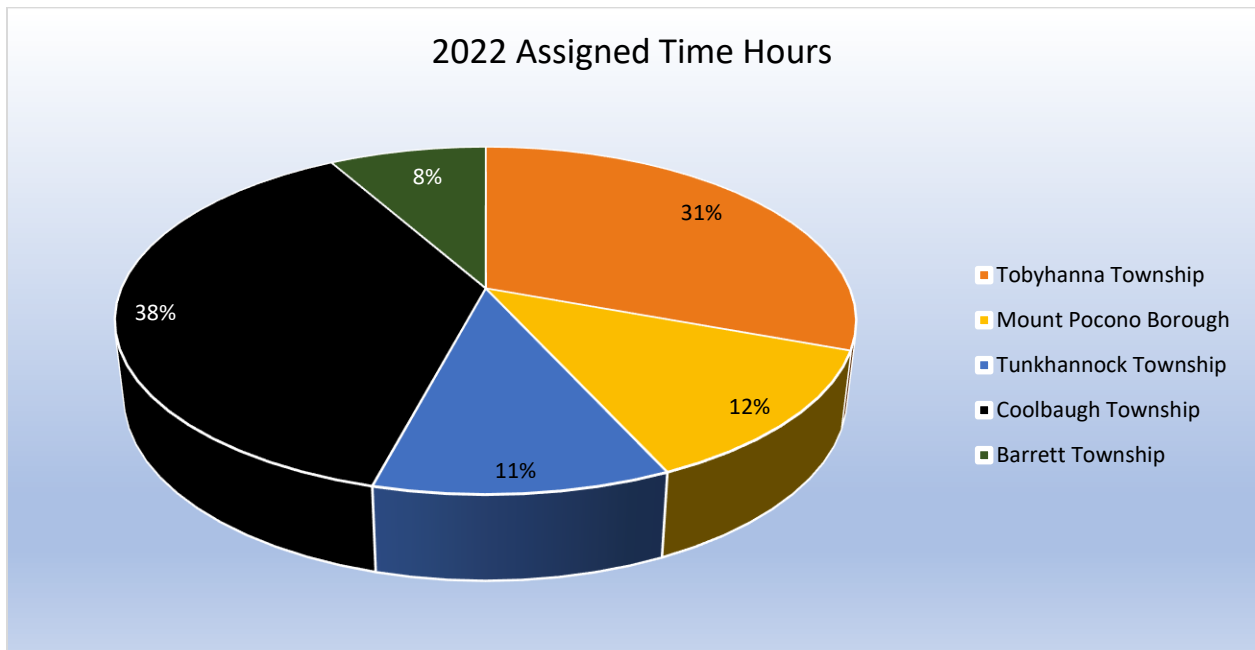
Pocono Mountain Regional Police Department 2022 Hourly Comparison



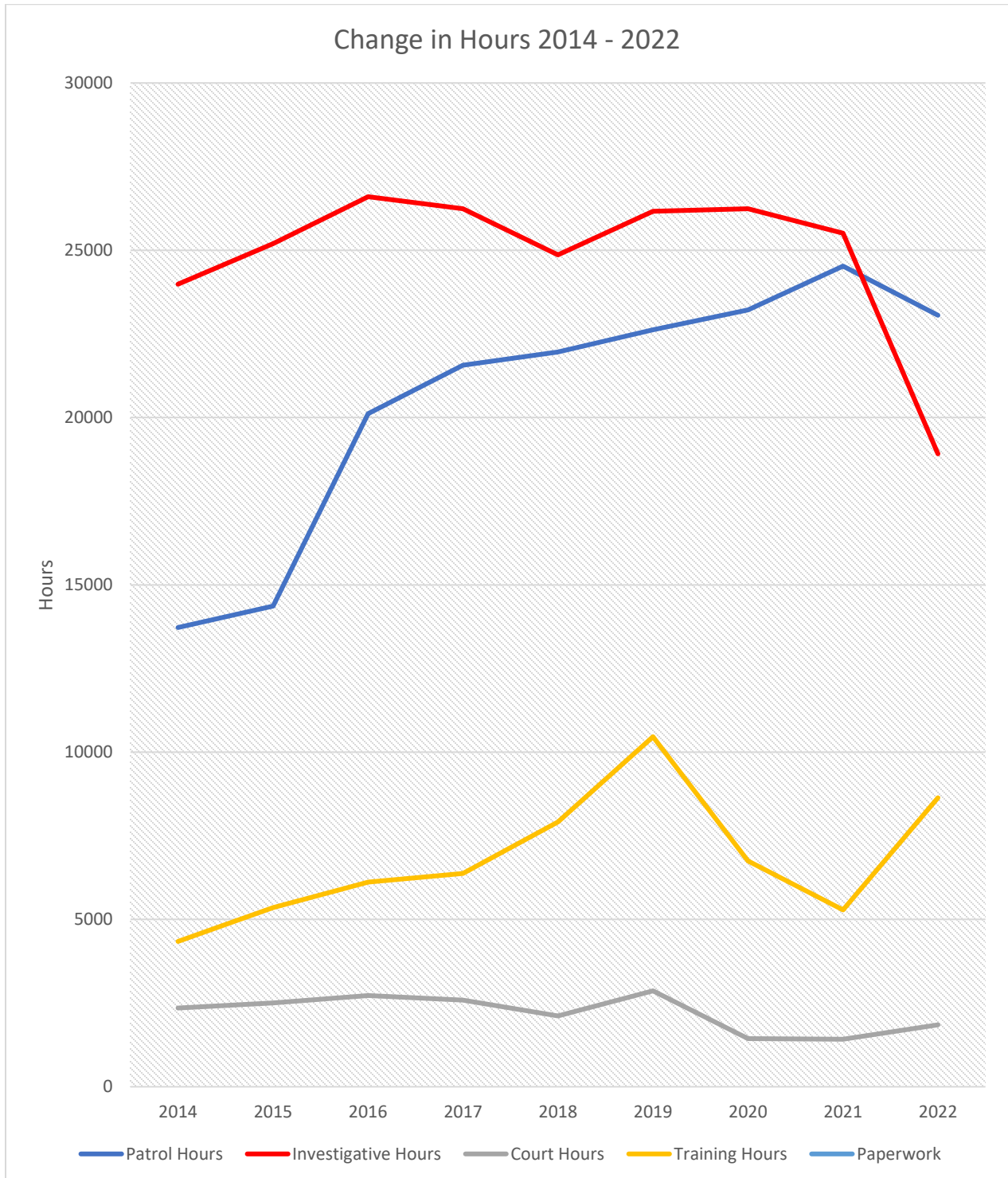
Pocono Mountain Regional Police Department 2022 Hourly Comparison



Pocono Mountain Regional Police Department 2022 Hourly Comparison

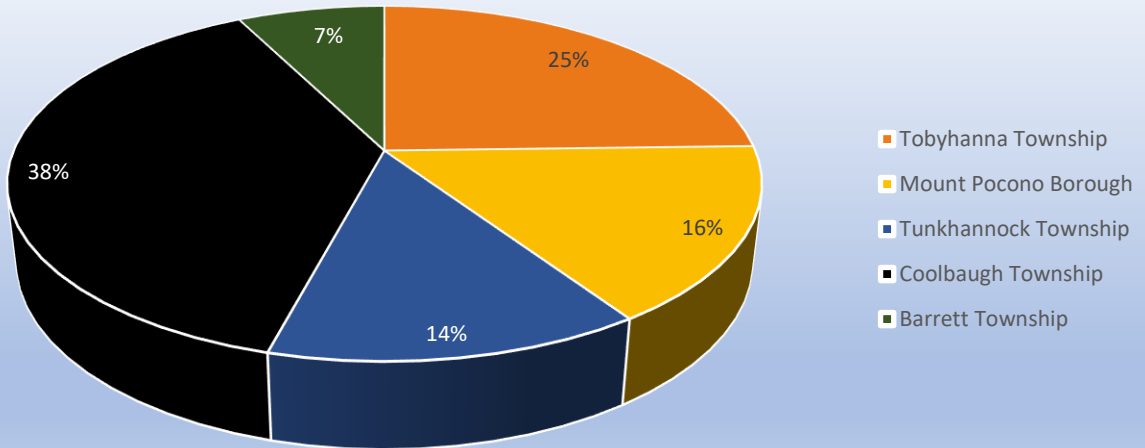


Pocono Mountain Regional Police Department 2022 Hourly Comparison

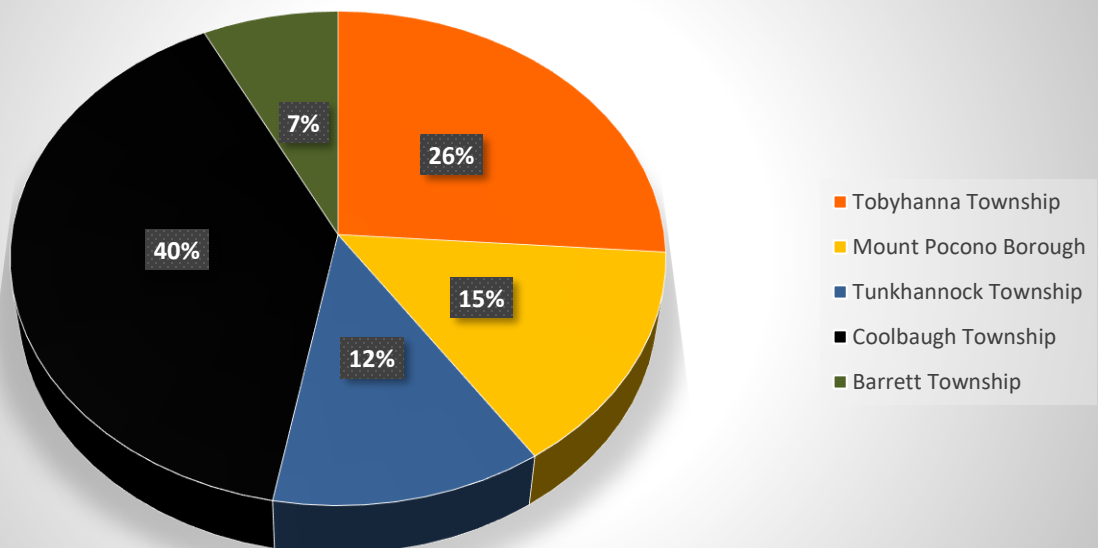


Pocono Mountain Regional Police Department 2022 Activity Comparison

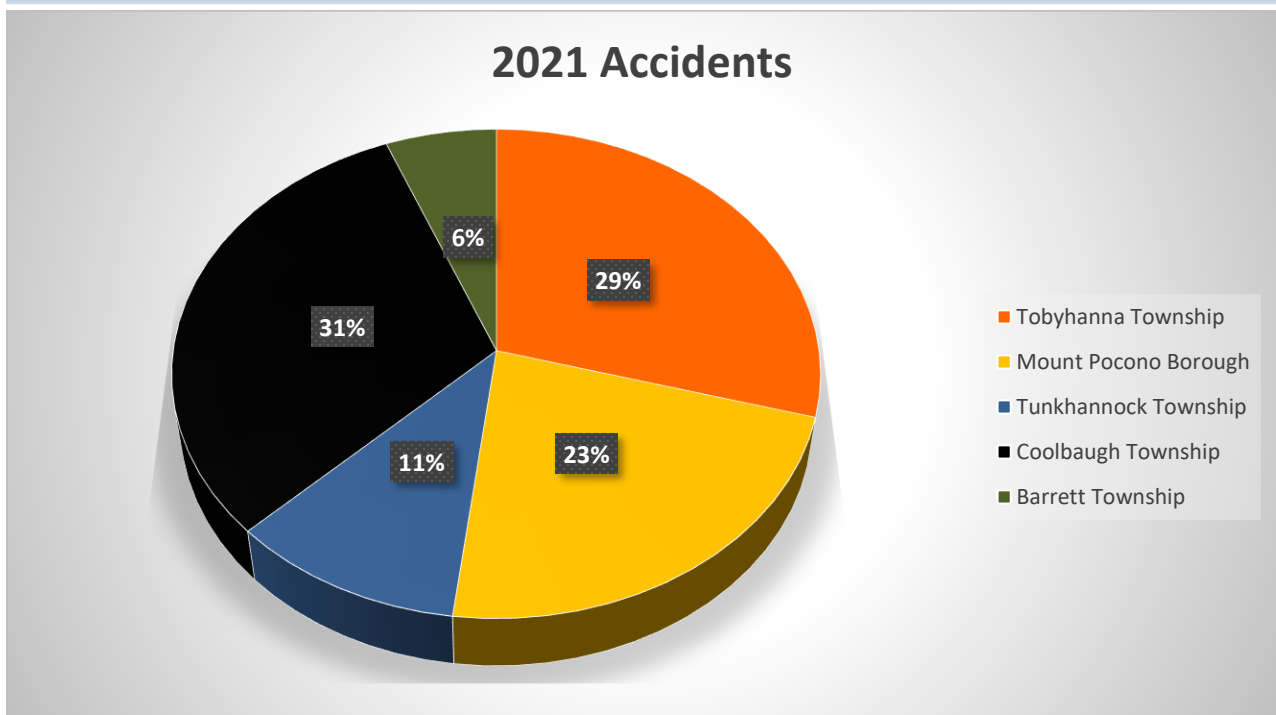
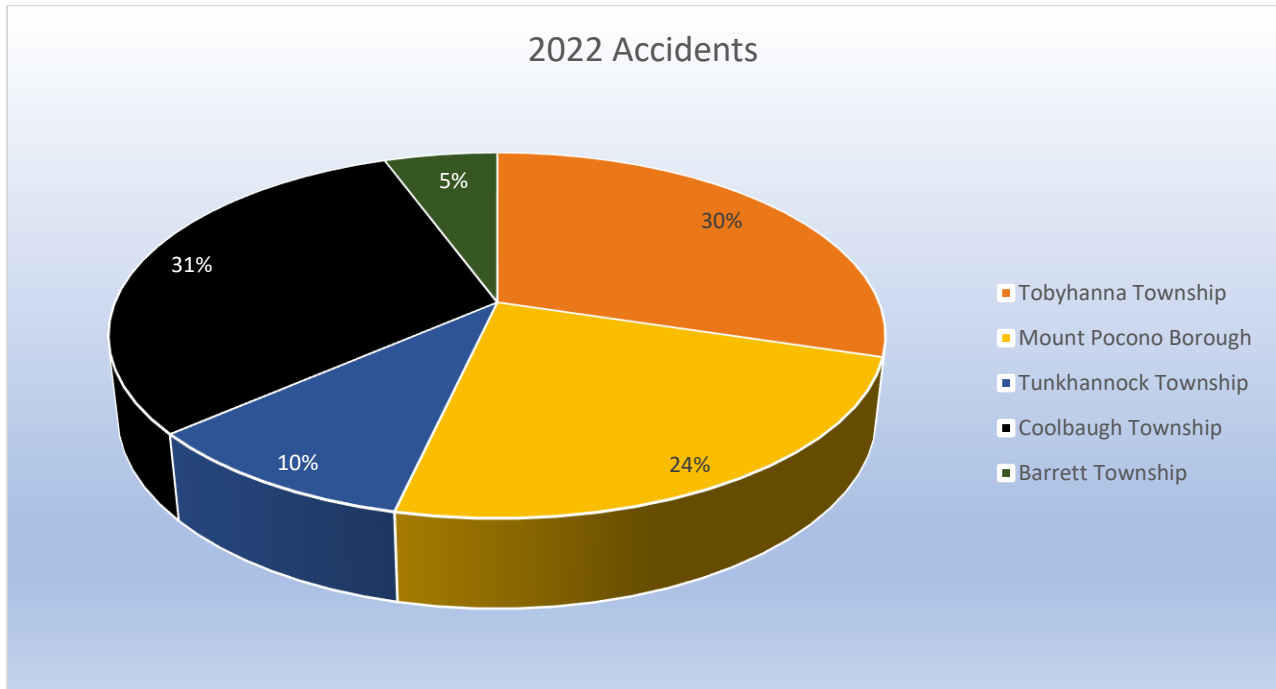
2022 Total Complaints



2021 Total Complaints

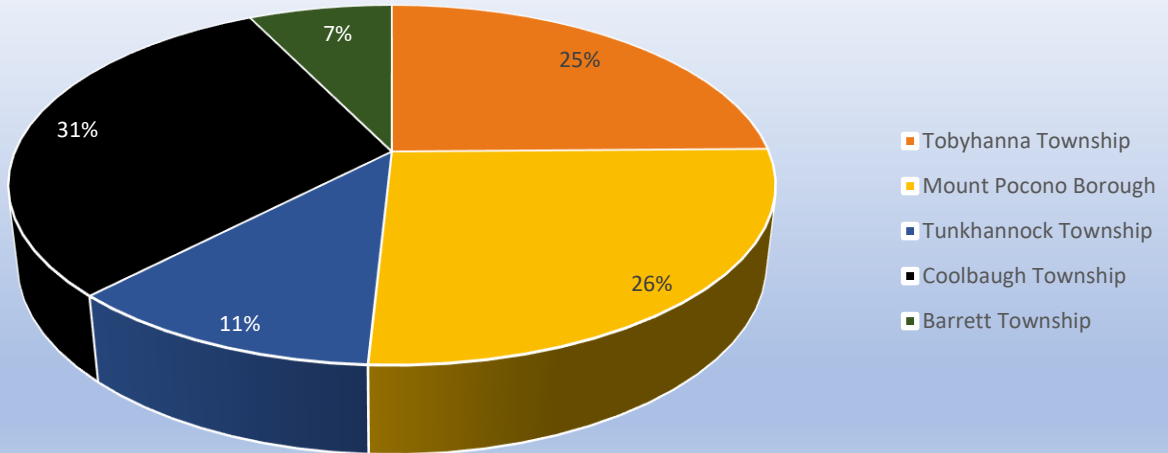


Pocono Mountain Regional Police Department 2022 Activity Comparison

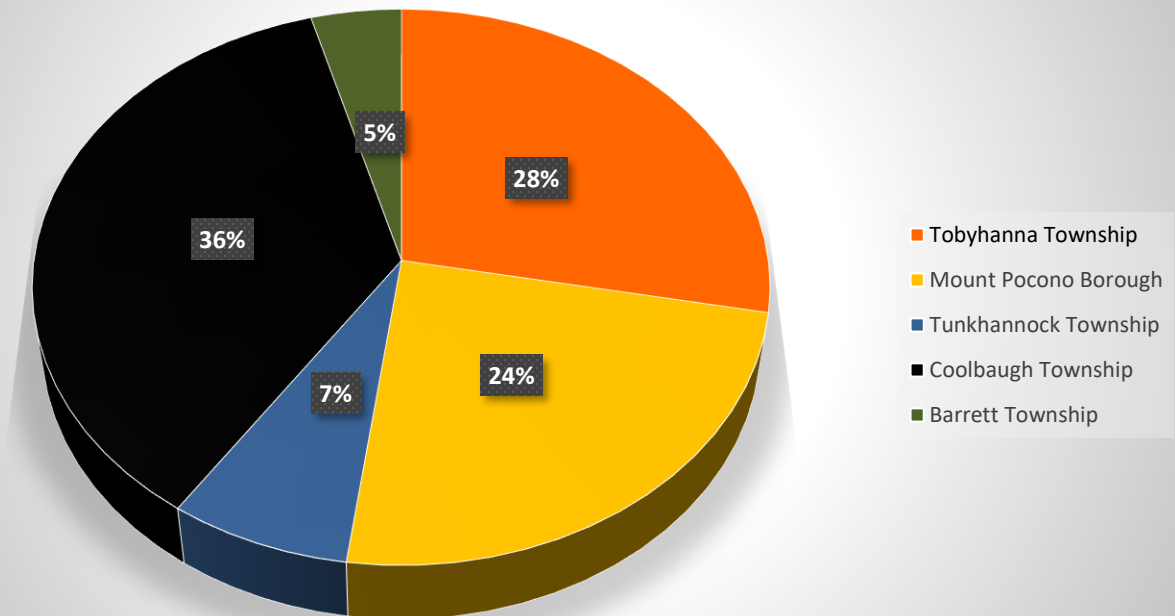


Pocono Mountain Regional Police Department 2022 Activity Comparison

2022 Criminal Arrests

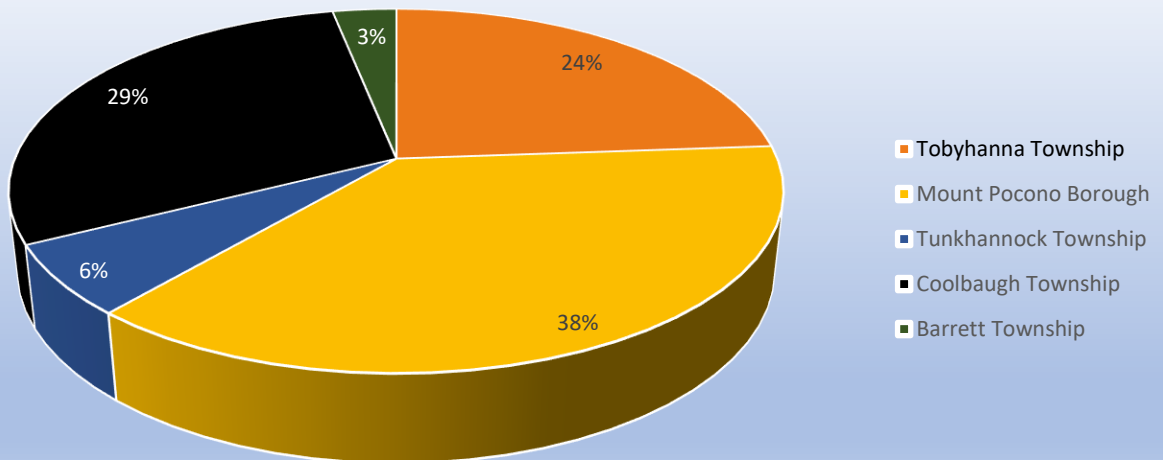


2021 Criminal Arrests

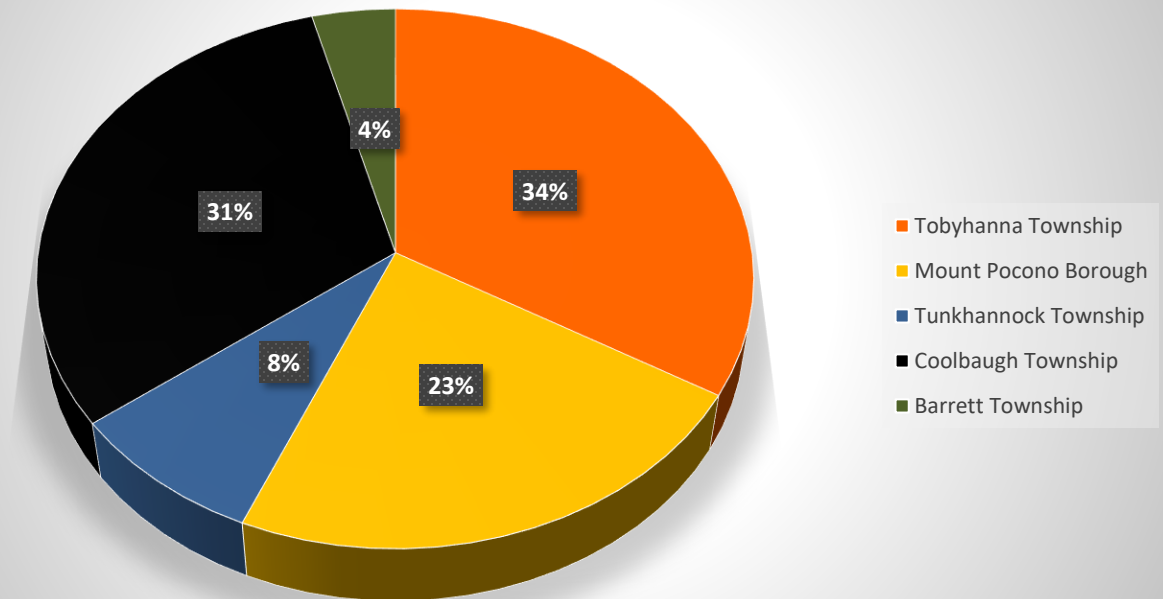


Pocono Mountain Regional Police Department 2022 Activity Comparison

2022 Traffic Arrests

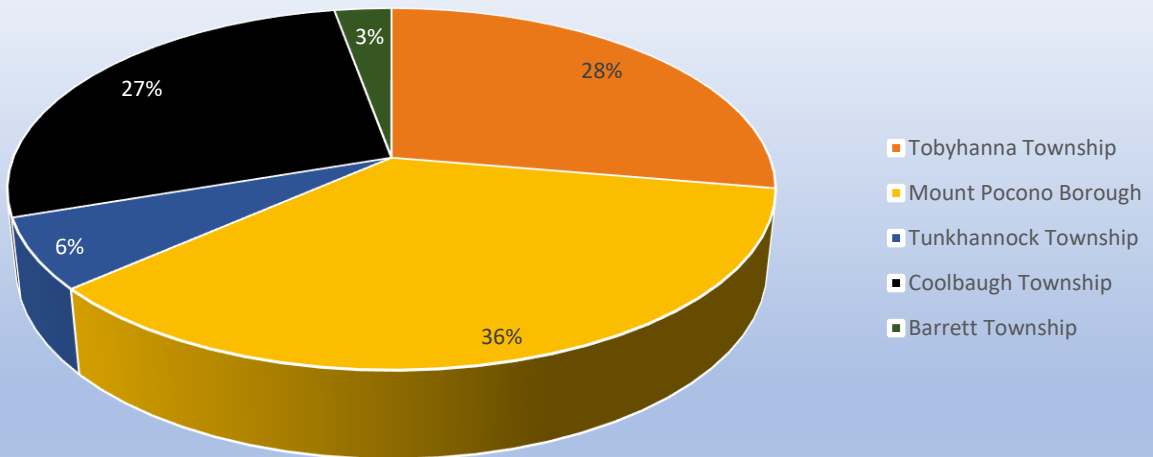


2021 Traffic Arrests

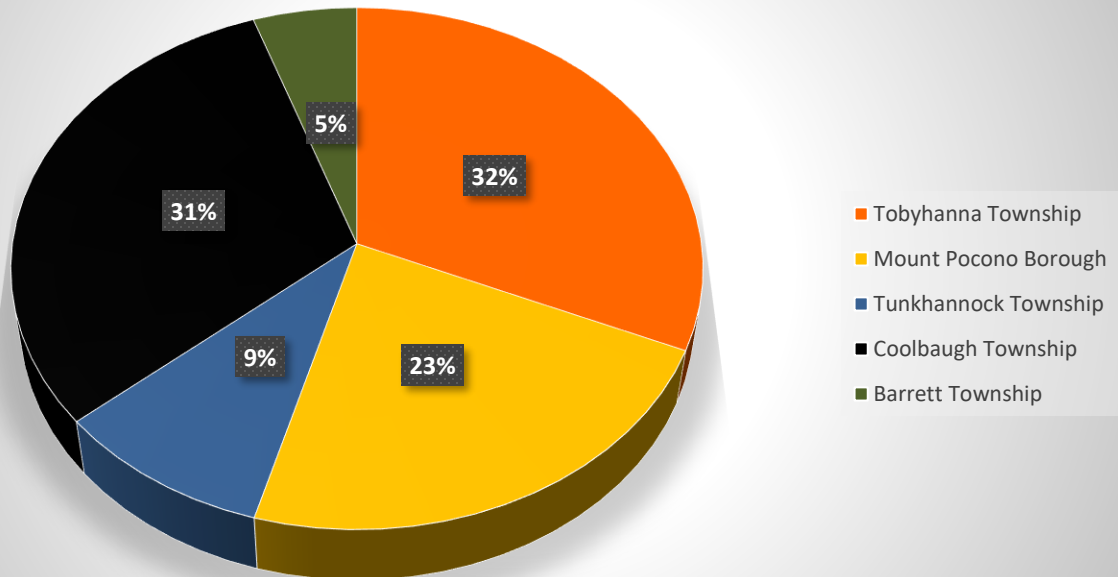


Pocono Mountain Regional Police Department 2022 Activity Comparison

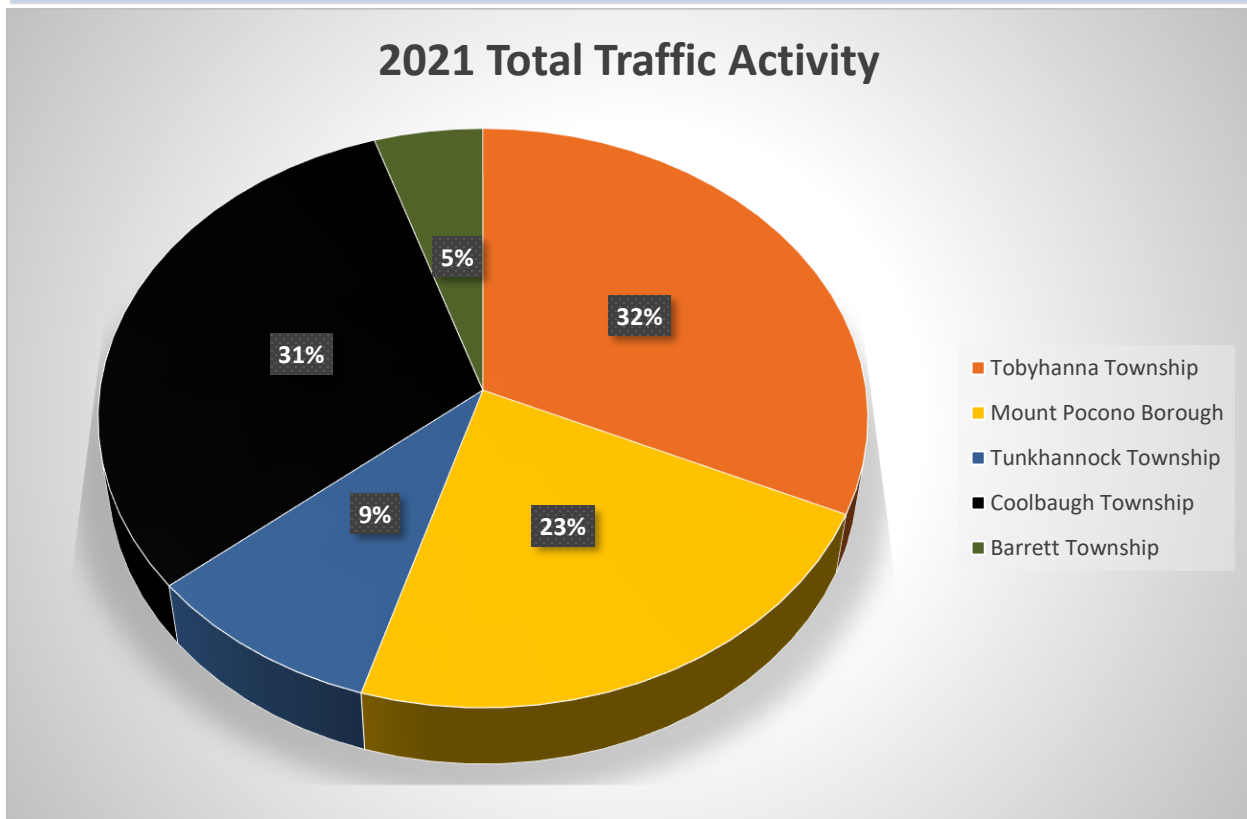
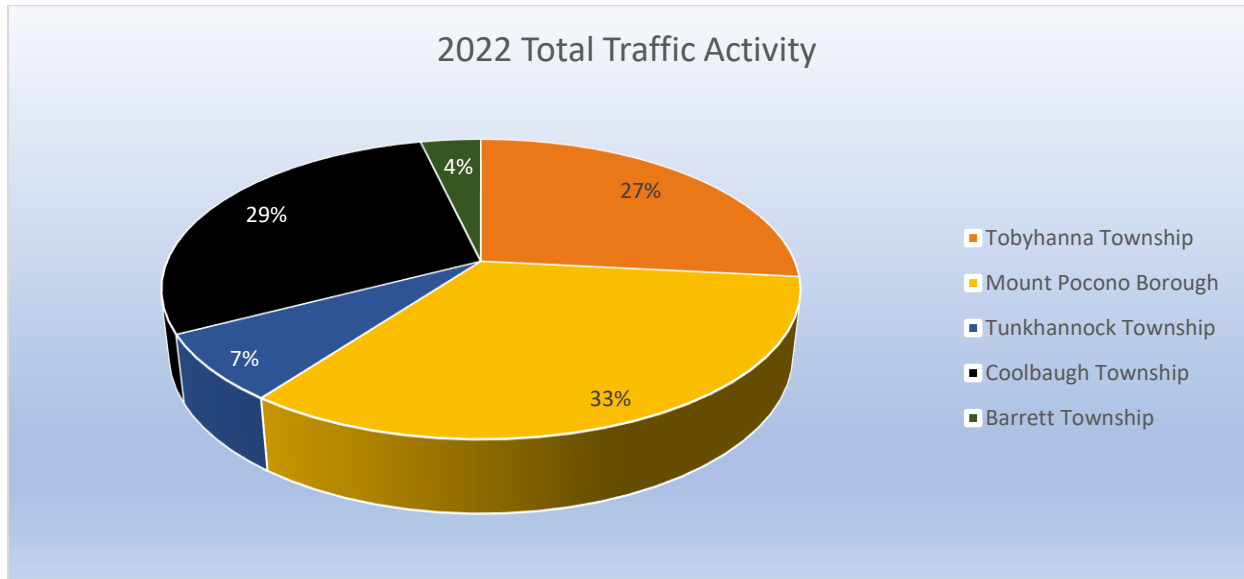
2022 Vehicle Code Warnings



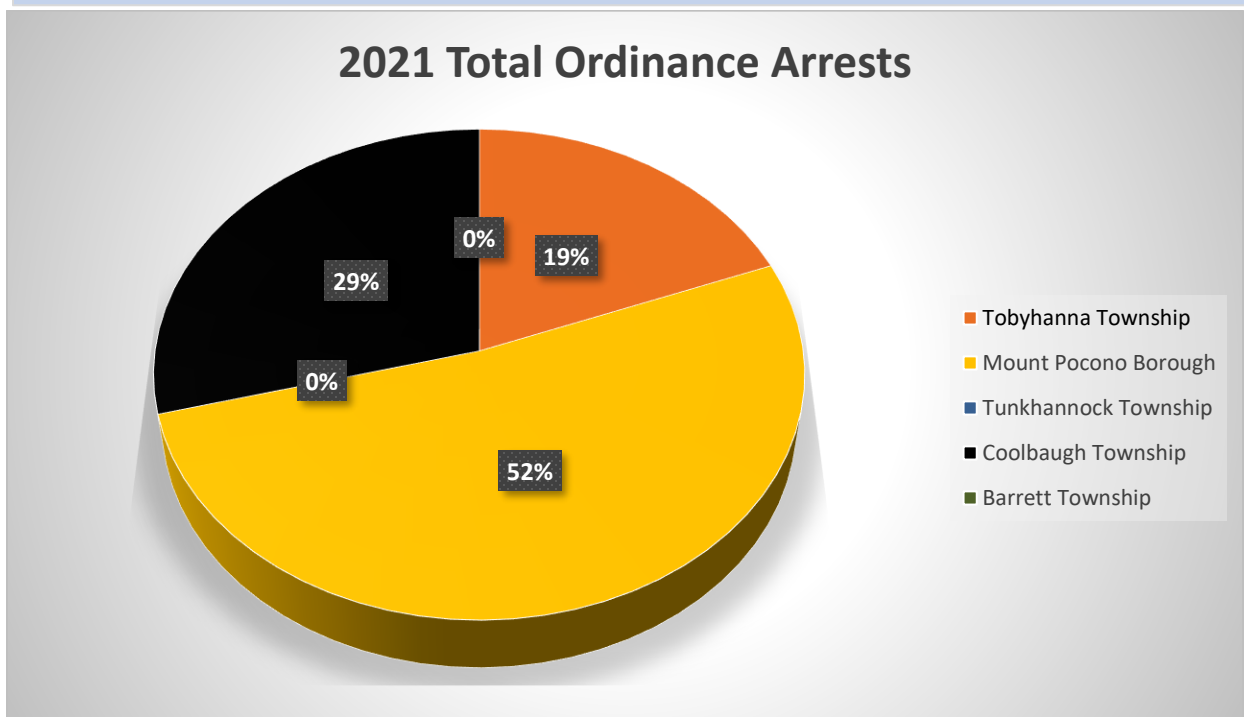
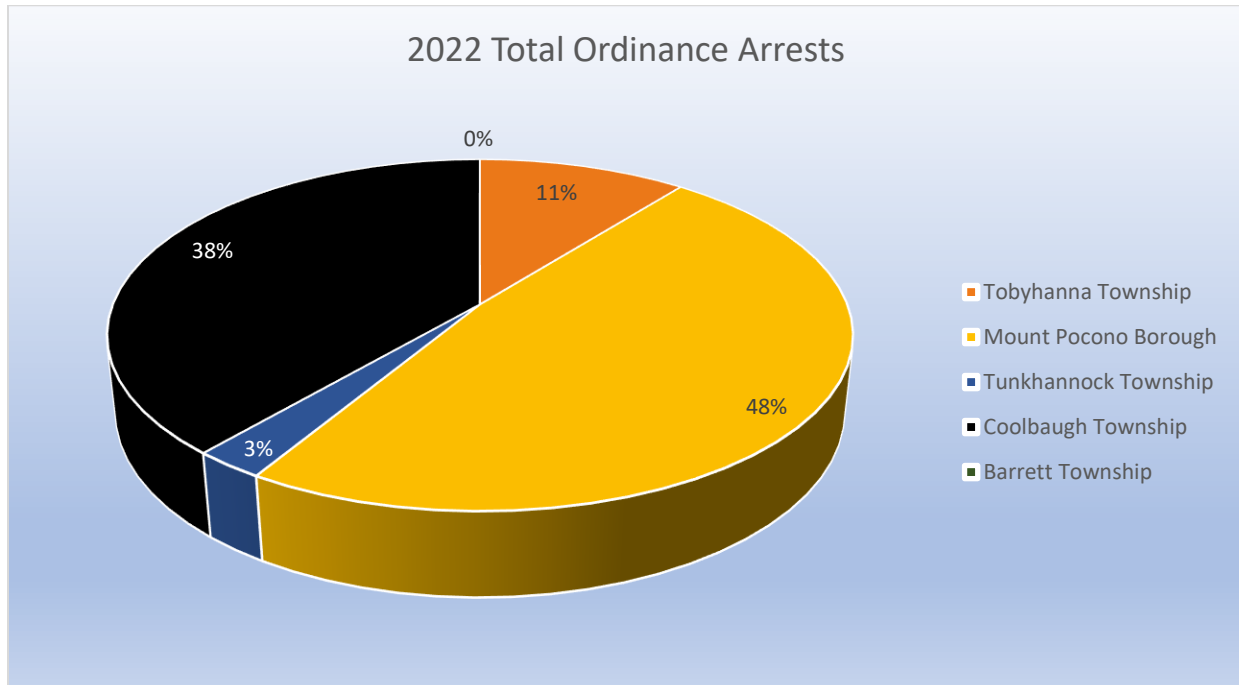
2021 Vehicle Code Warnings



Pocono Mountain Regional Police Department 2022 Activity Comparison



Pocono Mountain Regional Police Department 2022 Activity Comparison



2015 – 2022 Total Hours Over / Under Purchased Vs. Actual

| Total | 2015 Actual | Hours Purchased | +/- | 2016 Actual | Hours Purchased | +/- |
|--------------|-------------|-----------------|-------|-------------|-----------------|-----|
| Patrol | 14365 | | 14365 | 20115 | | |
| Invest. | 25196 | | 25196 | 26601 | | |
| Speed Timing | 136 | | 136 | 167 | | |
| Court | 2508 | | 2508 | 2726 | | |
| Assigned | 27489 | | 27489 | 23588 | | |
| Totals | 69695 | 69695 | 69695 | 73200 | 73200 | |

| Total | 2017 Actual | Hours Purchased | +/- | 2018 Actual | Hours Purchased | + / - |
|--------------|-------------|-----------------|-------|-------------|-----------------|-------|
| Patrol | 21567 | | 21567 | 21961 | | |
| Invest. | 26239 | | 26239 | 24861 | | |
| Speed Timing | 88 | | 88.95 | 320 | | |
| Court | 2590 | | 2590 | 2117 | | |
| Assigned | 24595 | | 24595 | 25823 | | |
| Totals | 75082 | 75083 | 75082 | 75083 | 75083 | |

| Total | 2019 Actual | Hours Purchased | +/- | 2020 Actual | Hours Purchased | + / - |
|--------------|-------------|-----------------|-----|-------------|-----------------|-------|
| Patrol | 22621 | | | 23216 | | |
| Invest. | 26166 | | | 26241 | | |
| Speed Timing | 260 | | | 71 | | |
| Court | 2866 | | | 1436 | | |
| Assigned | 25254 | | | 26414 | | |
| Totals | 77169 | 77170 | | 77380 | 77381 | |

| Total | 2021 Actual | Hours Purchased | +/- | 2022 Actual | Hours Purchased | +/- |
|--------------|-------------|-----------------|-----|-------------|-----------------|-----|
| Patrol | 24527 | | | 23058 | | |
| Invest. | 25514 | | | 18916 | | |
| Speed Timing | 61 | | | 90 | | |
| Paperwork | | | | 4513 | | |
| Court | 1420 | | | 1851 | | |
| Assigned | 27739 | | | 34770 | | |
| Totals | 79263 | 79264.00 | | 83199 | | |

2015 – 2022 Total Hours Over / Under Purchased Vs. Actual

| Tobyhanna Twp | 2015 Actual | Hours Purchased | +/- | 2016 Actual | Hours Purchased | +/- |
|---------------|-------------|-----------------|------|-------------|-----------------|-----|
| Patrol | 8559 | | | 9170 | | |
| Invest. | 4974 | | | 5378 | | |
| VASCAR | 97 | | | 49 | | |
| Court | 455 | | | 581 | | |
| Assigned | 8628 | | | 7245 | | |
| Totals | 22713 | 21932 | +781 | 22422 | 22480 | -58 |

| Tobyhanna Twp | 2017 Actual | Hours Purchased | +/- | 2018 Actual | Hours Purchased | +/- |
|---------------|-------------|-----------------|---------|-------------|-----------------|-------|
| Patrol | 9364.46 | | | 9272 | | |
| Invest. | 5875.52 | | | 5429 | | |
| VASCAR | 31.23 | | | 115 | | |
| Court | 400.55 | | | 386 | | |
| Assigned | 7555.87 | | | 7933 | | |
| Totals | 23227.63 | 23065.5 | +162.13 | 23136 | 23065 | +70.5 |

| Tobyhanna Twp | 2019 Actual | Hours Purchased | +/- | 2020 Actual | Hours Purchased | +/- |
|---------------|-------------|-----------------|------|-------------|-----------------|---------|
| Patrol | 9574 | | | 8926.20 | | |
| Invest. | 5649 | | | 6111.70 | | |
| VASCAR | 92 | | | 21.12 | | |
| Court | 492 | | | 278.53 | | |
| Assigned | 7758 | | | 8175.41 | | |
| Totals | 23568 | 23706 | -138 | 23512.96 | 23949.42 | -436.46 |

| Tobyhanna Twp | 2021 Actual | Hours Purchased | +/- | 2022 Actual | Hours Purchased | +/- |
|---------------|-------------|-----------------|------|-------------|-----------------|-----|
| Patrol | 10044.25 | | | 9111 | | |
| Invest. | 5952.30 | | | 4206 | | |
| Paperwork | | | | 1172 | | |
| VASCAR | 33.75 | | | 11 | | |
| Court | 242.73 | | | 401 | | |
| Assigned | 8588.10 | | | 10657 | | |
| Totals | 24861.13 | 24540.13 | +321 | 25558 | 25500 | +58 |

2015 – 2022 Total Hours Over / Under Purchased Vs. Actual

| Mount Pocono | 2015 Actual | Hours Purchased | +/- | 2016 Actual | Hours Purchased | +/- |
|--------------|-------------|-----------------|------|-------------|-----------------|-----|
| Patrol | 522 | | | 995 | | |
| Invest. | 3792 | | | 4481 | | |
| VASCAR | 10 | | | 11 | | |
| Court | 595 | | | 619 | | |
| Assigned | 3469 | | | 2859 | | |
| Totals | 8388 | 8818 | -430 | 8965 | 8872 | +93 |

| Mount Pocono | 2017 Actual | Hours Purchased | +/- | 2018 Actual | Hours Purchased | +/- |
|--------------|-------------|-----------------|------|-------------|-----------------|--------|
| Patrol | 1340.65 | | | 1938.52 | | |
| Invest. | 3942.11 | | | 3510.25 | | |
| VASCAR | 12.13 | | | 39.5 | | |
| Court | 570.72 | | | 438.55 | | |
| Assigned | 2981.01 | | | 3129.85 | | |
| Totals | 8846.62 | 9100.06 | -253 | 9056.67 | 9100.06 | -43.39 |

| Mount Pocono | 2019 Actual | Hours Purchased | +/- | 2020 Actual | Hours Purchased | +/- |
|--------------|-------------|-----------------|-----|-------------|-----------------|---------|
| Patrol | 1952 | | | 2173.40 | | |
| Invest. | 3935 | | | 4129.27 | | |
| VASCAR | 25 | | | 13.23 | | |
| Court | 458 | | | 228.97 | | |
| Assigned | 3060 | | | 3140.73 | | |
| Totals | 9434 | 9353 | +81 | 9685.60 | 9200.60 | +485.00 |

| Mount Pocono | 2021 Actual | Hours Purchased | +/- | 2022 Actual | Hours Purchased | +/- |
|--------------|-------------|-----------------|------|-------------|-----------------|------|
| Patrol | 2030 | | | 2561 | | |
| Invest. | 3168 | | | 2613 | | |
| Paperwork | | | | 775 | | |
| VASCAR | 3 | | | 39 | | |
| Court | 314 | | | 284 | | |
| Assigned | 3298 | | | 4363 | | |
| Totals | 8815 | 9424 | -608 | 10637 | 10441 | +196 |

2015 – 2022 Total Hours Over / Under Purchased Vs. Actual

| Tunkhannock Twp. | 2015 Actual | Hours Purchased | +/- | 2016 Actual | Hours Purchased | +/- |
|------------------|-------------|-----------------|-----|-------------|-----------------|-------|
| Patrol | 756 | | | 1395 | | |
| Invest. | 3858 | | | 3189 | | |
| Speed Timing | 7 | | | 37 | | |
| Court | 478 | | | 397 | | |
| Assigned | 3282 | | | 2708 | | |
| Totals | 8381 | 8344 | +37 | 7726 | 8403 | - 677 |

| Tunkhannock Twp. | 2017 Actual | Hours Purchased | +/- | 2018 Actual | Hours Purchased | +/- |
|------------------|-------------|-----------------|---------|-------------|-----------------|------|
| Patrol | 2431.16 | | | 2020.33 | | |
| Invest. | 3254.85 | | | 3309.4 | | |
| Speed Timing | 16.17 | | | 43.07 | | |
| Court | 417.27 | | | 128.3 | | |
| Assigned | 2823.61 | | | 2964.58 | | |
| Totals | 8943.06 | 8619.53 | +323.53 | 8465.68 | 8619.53 | -153 |

| Tunkhannock Twp. | 2019 Actual | Hours Purchased | +/- | 2020 Actual | Hours Purchased | +/- |
|------------------|-------------|-----------------|------|-------------|-----------------|----------|
| Patrol | 2675 | | | 2723.47 | | |
| Invest. | 3195 | | | 2827.13 | | |
| Speed Timing | 58 | | | 13.73 | | |
| Court | 157 | | | 160.67 | | |
| Assigned | 2899 | | | 3032.44 | | |
| Totals | 8985 | 8859 | +126 | 8757.44 | 8883.34 | - 125.90 |

| Tunkhannock Twp. | 2021 Actual | Hours Purchased | +/- | 2022 Actual | Hours Purchased | +/- |
|------------------|-------------|-----------------|------|-------------|-----------------|-----|
| Patrol | 3293 | | | 1948 | | |
| Invest. | 2848 | | | 2674 | | |
| Paperwork | | | | 504 | | |
| Speed Timing | 7 | | | 22 | | |
| Court | 94 | | | 175 | | |
| Assigned | 3184 | | | 3793 | | |
| Totals | 9428 | 9099 | +329 | 9118 | 9077 | +41 |

2015 – 2022 Total Hours Over / Under Purchased Vs. Actual

| Coolbaugh Twp. | 2015 Actual | Hours Purchased | +/- | 2016 Actual | Hours Purchased | +/- |
|----------------|-------------|-----------------|------|-------------|-----------------|------|
| Patrol | 4064 | | | 6404 | | |
| Invest. | 11545 | | | 11638 | | |
| Speed Timing | 21 | | | 39 | | |
| Court | 908 | | | 932 | | |
| Assigned | 10879 | | | 8745 | | |
| Totals | 27417 | 27653 | -237 | 27758 | 27135 | +623 |

| Coolbaugh Twp. | 2017 Actual | Hours Purchased | +/- | 2018 Actual | Hours Purchased | +/- |
|----------------|-------------|-----------------|------|-------------|-----------------|--------|
| Patrol | 6342.18 | | | 6631.62 | | |
| Invest. | 11070.48 | | | 10591.36 | | |
| Speed Timing | 14.15 | | | 58.77 | | |
| Court | 1039.78 | | | 1030.32 | | |
| Assigned | 9117.71 | | | 9572.92 | | |
| Totals | 27584.3 | 27833.27 | -248 | 27884.99 | 27833.27 | +51.72 |

| Coolbaugh Twp. | 2019 Actual | Hours Purchased | +/- | 2020 Actual | Hours Purchased | +/- |
|----------------|-------------|-----------------|-----|-------------|-----------------|--------|
| Patrol | 6130 | | | 6872.20 | | |
| Invest. | 11494 | | | 11446.98 | | |
| Speed Timing | 68 | | | 13.68 | | |
| Court | 1453 | | | 630.08 | | |
| Assigned | 9361 | | | 9791.98 | | |
| Totals | 28508 | 28606 | -97 | 28754.92 | 28685.14 | +69.78 |

| Coolbaugh Twp. | 2021 Actual | Hours Purchased | +/- | 2022 Actual | Hours Purchased | +/- |
|----------------|-------------|-----------------|-----|-------------|-----------------|------|
| Patrol | 6703 | | | 7593 | | |
| Invest. | 11796 | | | 7812 | | |
| Paperwork | | | | 1794 | | |
| Speed Timing | 5 | | | 10 | | |
| Court | 651 | | | 792 | | |
| Assigned | 10280 | | | 13111 | | |
| Totals | 29437 | 29375 | +62 | 31115 | 31374 | -259 |

2015 – 2022 Total Hours Over / Under Purchased Vs. Actual

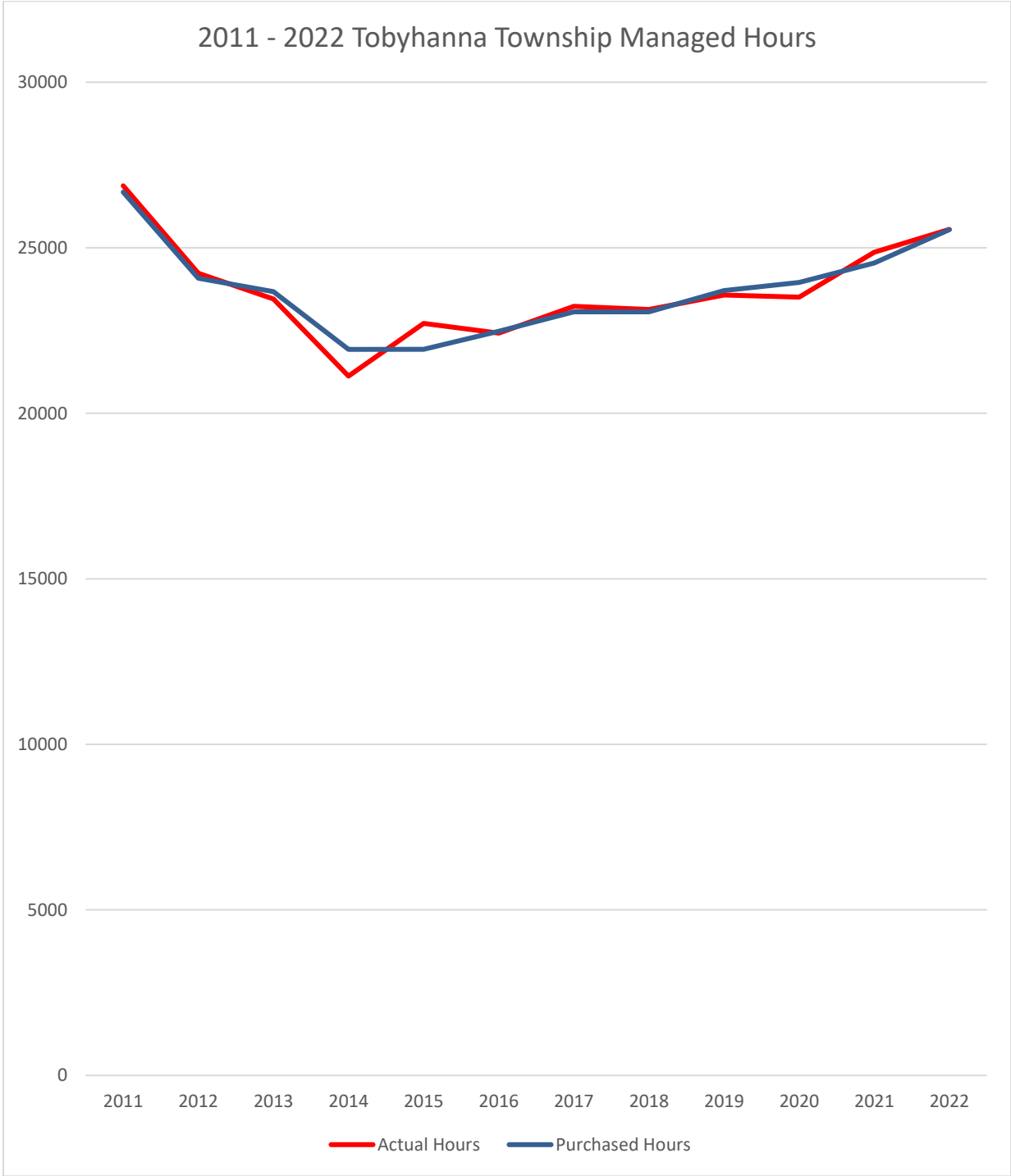
| Barrett Township | 2015 Actual | Hours Purchased | +/- | 2016 Actual | Hours Purchased | +/- |
|------------------|-------------|-----------------|------|-------------|-----------------|-----|
| Patrol | 465 | | | 2151 | | |
| Invest. | 1027 | | | 1915 | | |
| VASCAR | 0 | | | 31 | | |
| Court | 73 | | | 197 | | |
| Assigned | 1231 | | | 2031 | | |
| Totals | 2796 | 2948 | -152 | 6326 | 6303 | +24 |

| Barrett Township | 2017 Actual | Hours Purchased | +/- | 2018 Actual | Hours Purchased | +/- |
|------------------|-------------|-----------------|--------|-------------|-----------------|-----|
| Patrol | 2089.23 | | | 2098.38 | | |
| Invest. | 2096.50 | | | 2021.05 | | |
| VASCAR | 15.27 | | | 62.95 | | |
| Court | 162.65 | | | 133.83 | | |
| Assigned | 2117.73 | | | 2223.44 | | |
| Totals | 6481.38 | 6464.65 | +16.73 | 6539.65 | 6464.65 | +75 |

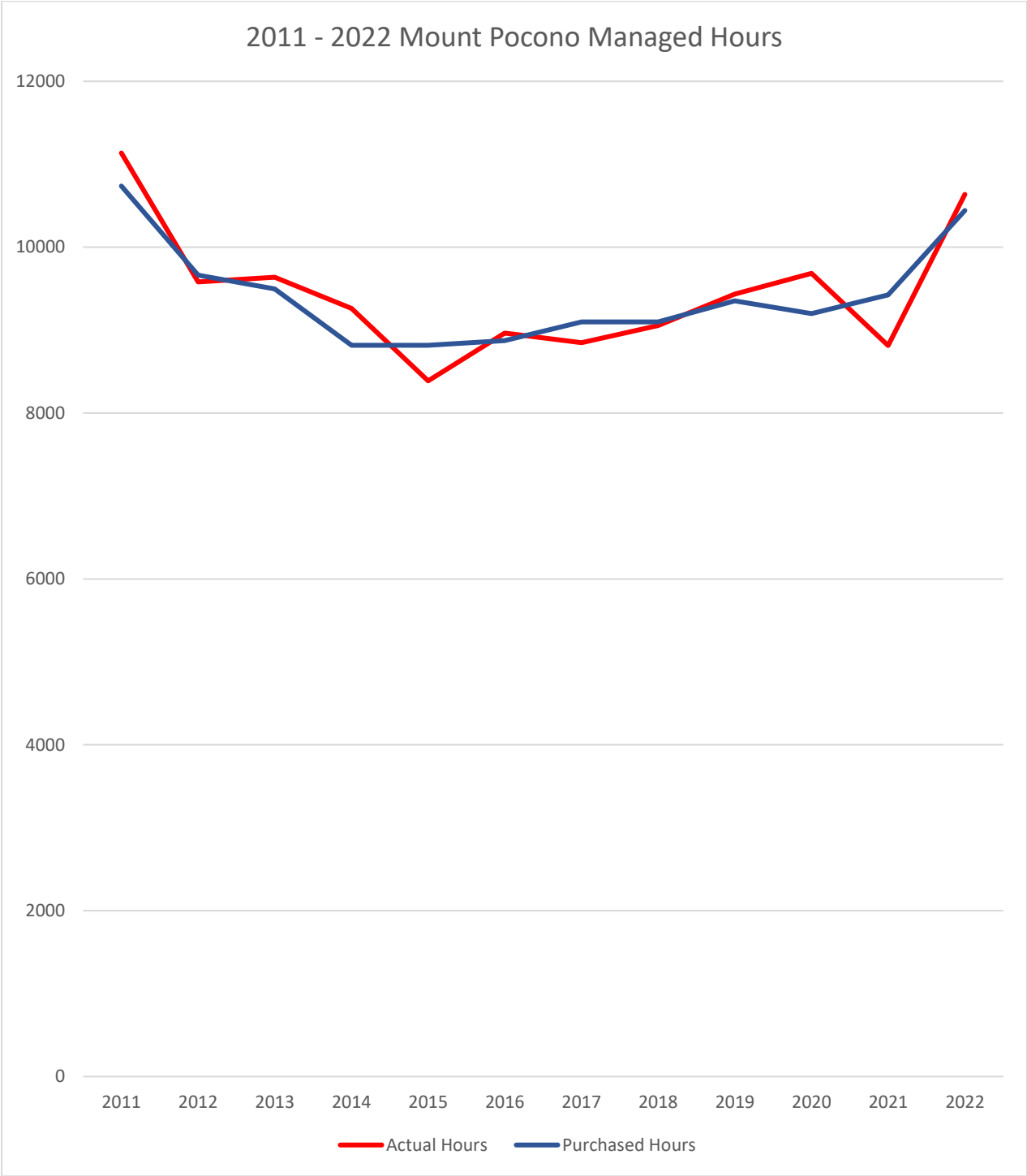
| Barrett Township | 2019 Actual | Hours Purchased | +/- | 2020 Actual | Hours Purchased | +/- |
|------------------|-------------|-----------------|-----|-------------|-----------------|-------|
| Patrol | 2287 | | | 2521.38 | | |
| Invest. | 1891 | | | 1725.99 | | |
| VASCAR | 16 | | | 10.08 | | |
| Court | 303 | | | 138.30 | | |
| Assigned | 2174 | | | 2274.32 | | |
| Totals | 6673 | 6644 | +28 | 6670.07 | 6662.50 | +7.57 |

| Barrett Township | 2021 Actual | Hours Purchased | +/- | 2022 Actual | Hours Purchased | + / - |
|------------------|-------------|-----------------|------|-------------|-----------------|-------|
| Patrol | 2455 | | | 1843 | | |
| Invest. | 1748 | | | 1610 | | |
| Paperwork | | | | 267 | | |
| VASCAR | 10 | | | 6 | | |
| Court | 117 | | | 197 | | |
| Assigned | 2388 | | | 2844 | | |
| Totals | 6720 | 6824 | -104 | 6769 | 6805 | -36 |

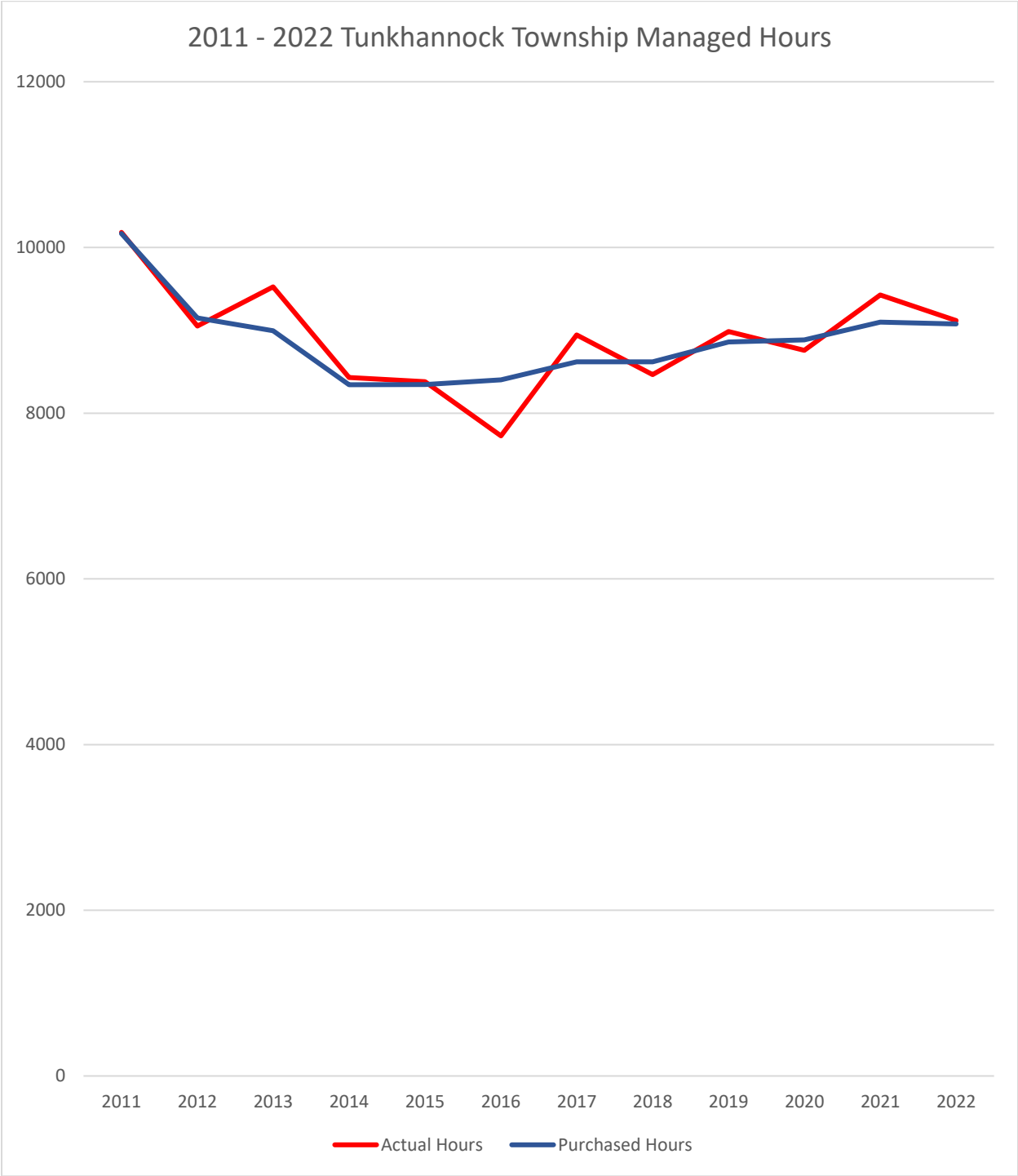
Pocono Mountain Regional Police Purchased Vs. Actual Hours



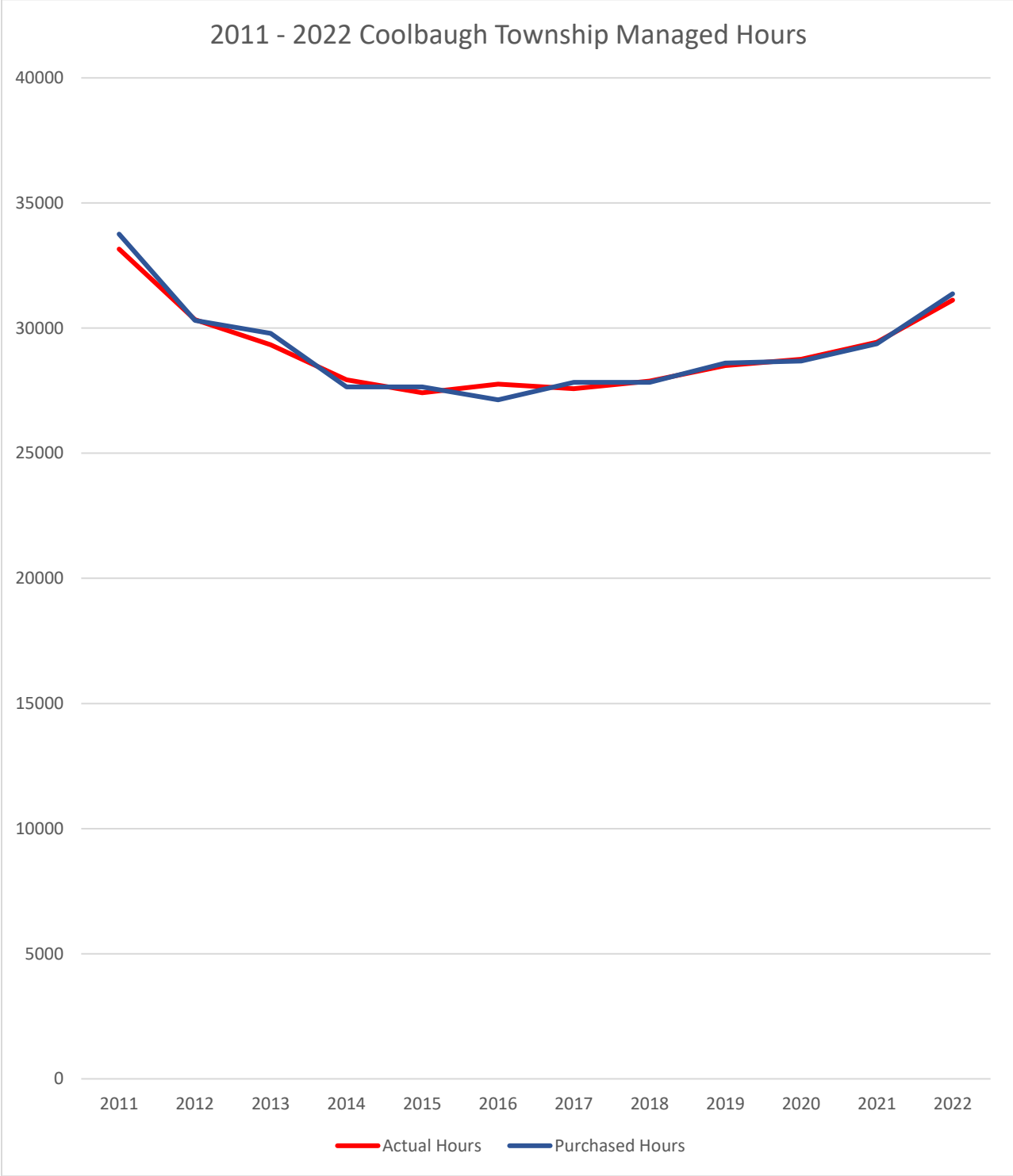
Pocono Mountain Regional Police Purchased Vs. Actual Hours



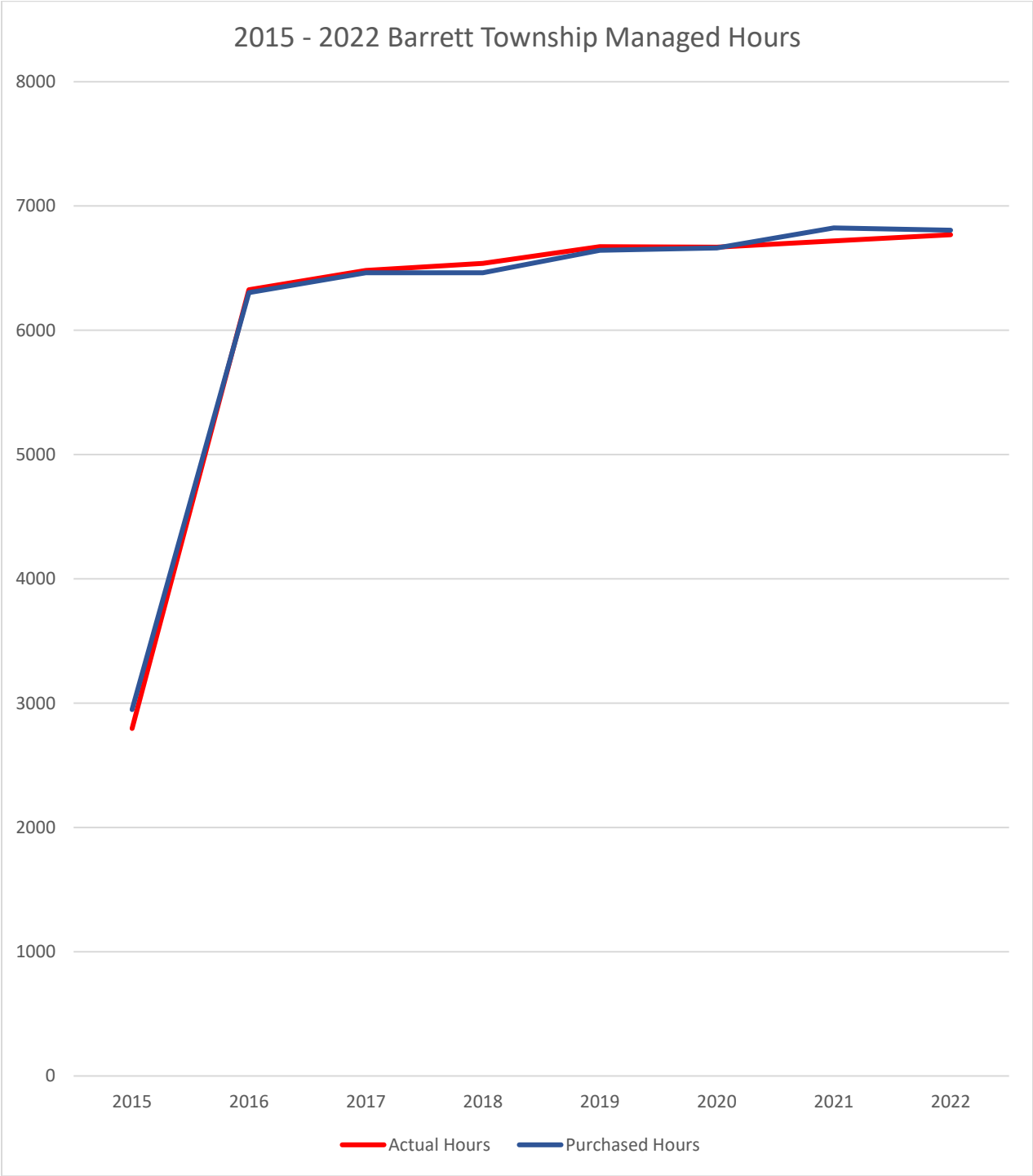
Pocono Mountain Regional Police Purchased Vs. Actual Hours



Pocono Mountain Regional Police Purchased Vs. Actual Hours

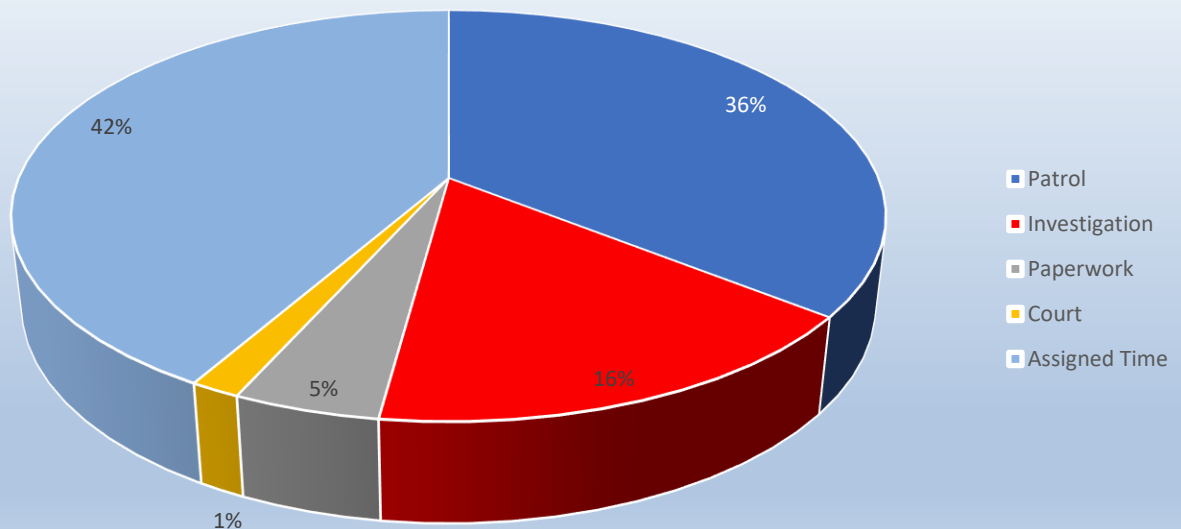


Pocono Mountain Regional Police Purchased Vs. Actual Hours

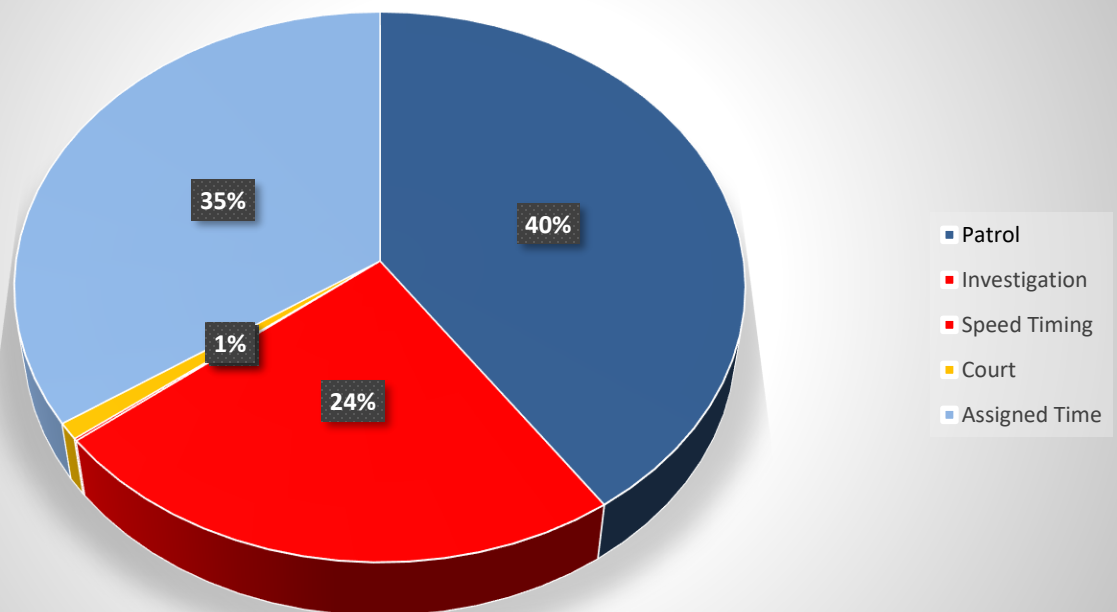


Breakdown of Hours within a Municipality 2022

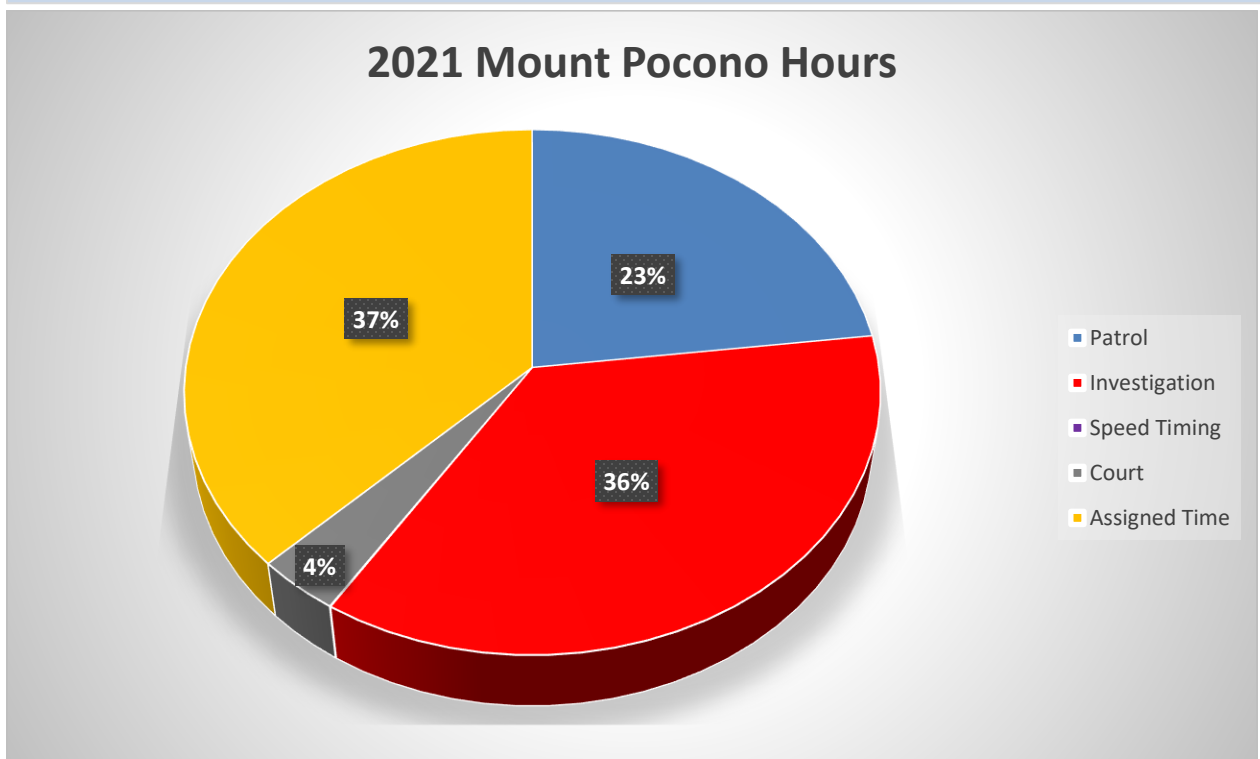
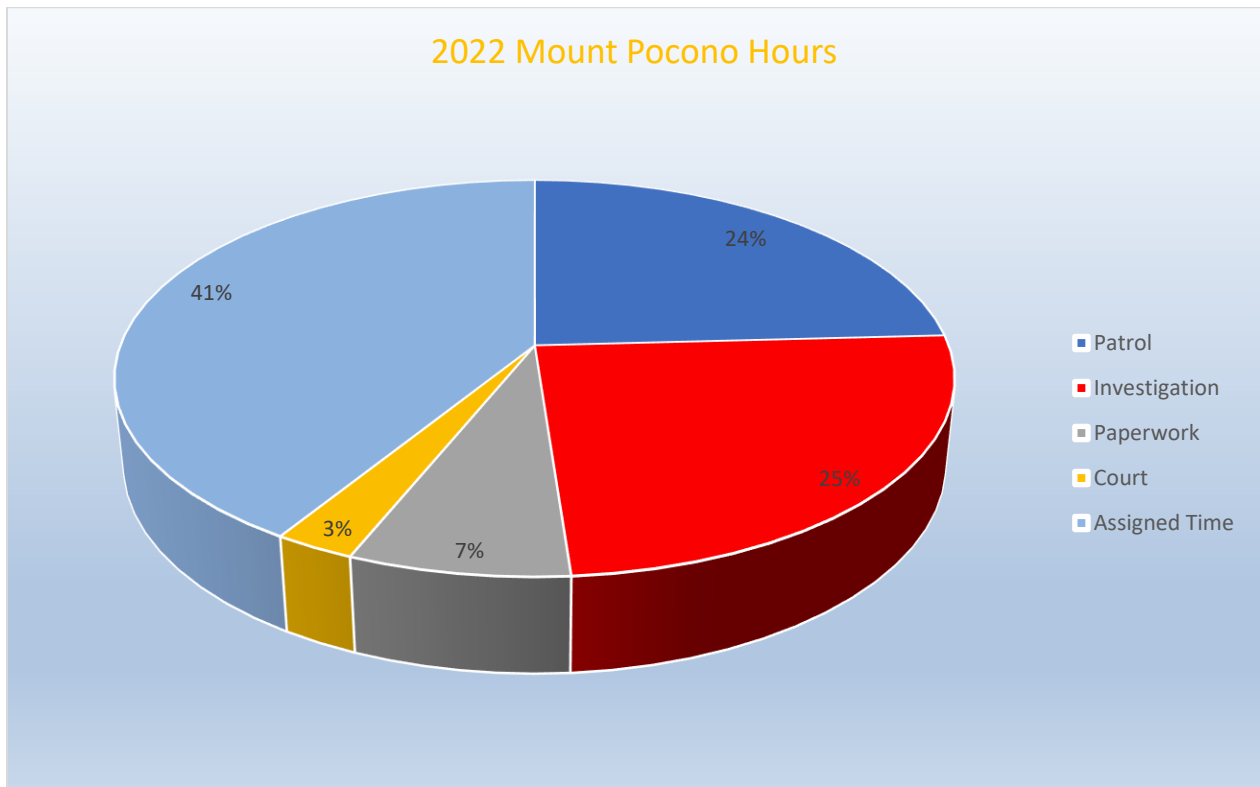
2022 Tobyhanna Township Hours



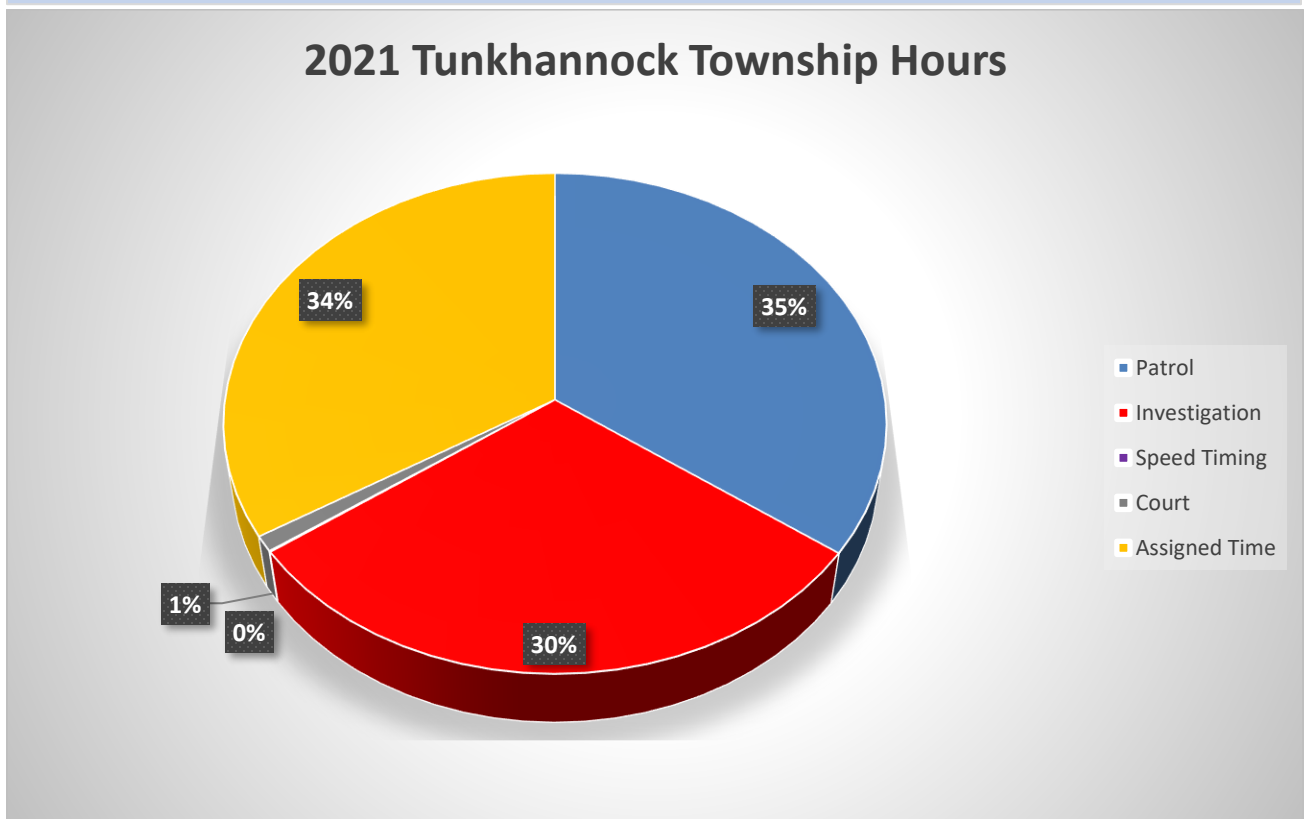
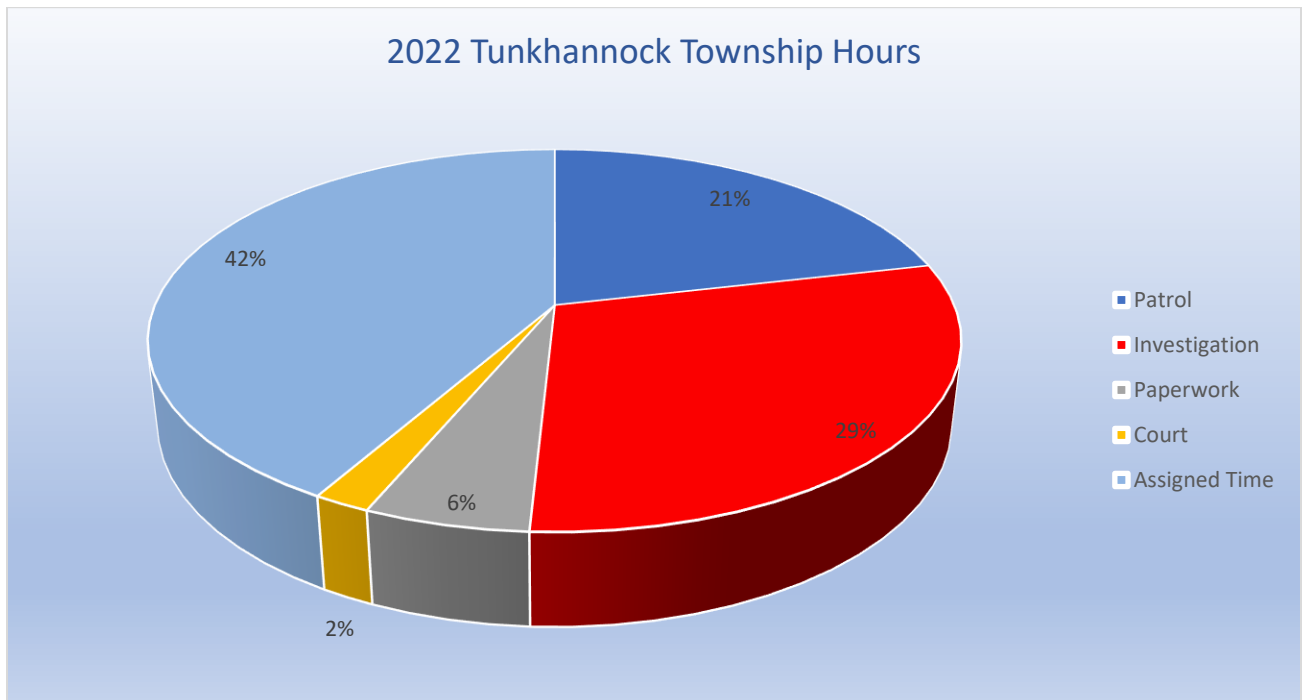
2021 Tobyhanna Township Hours



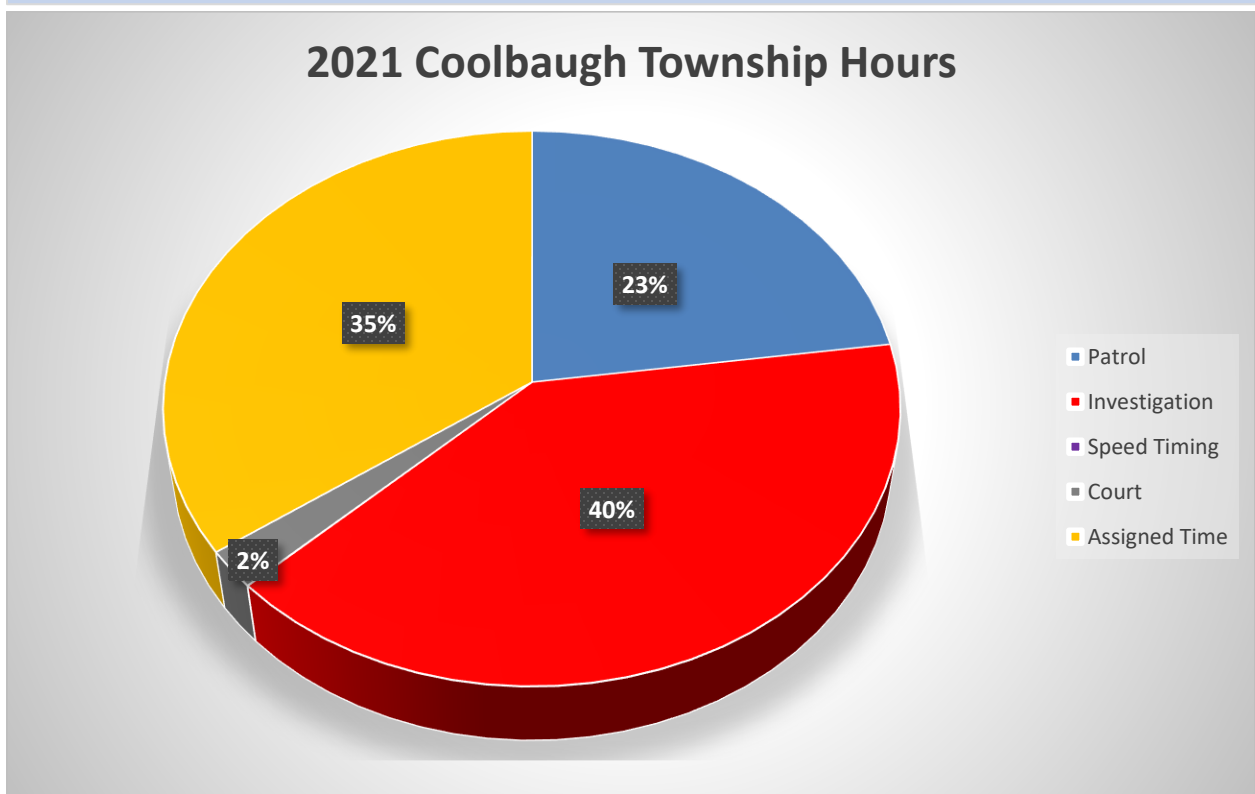
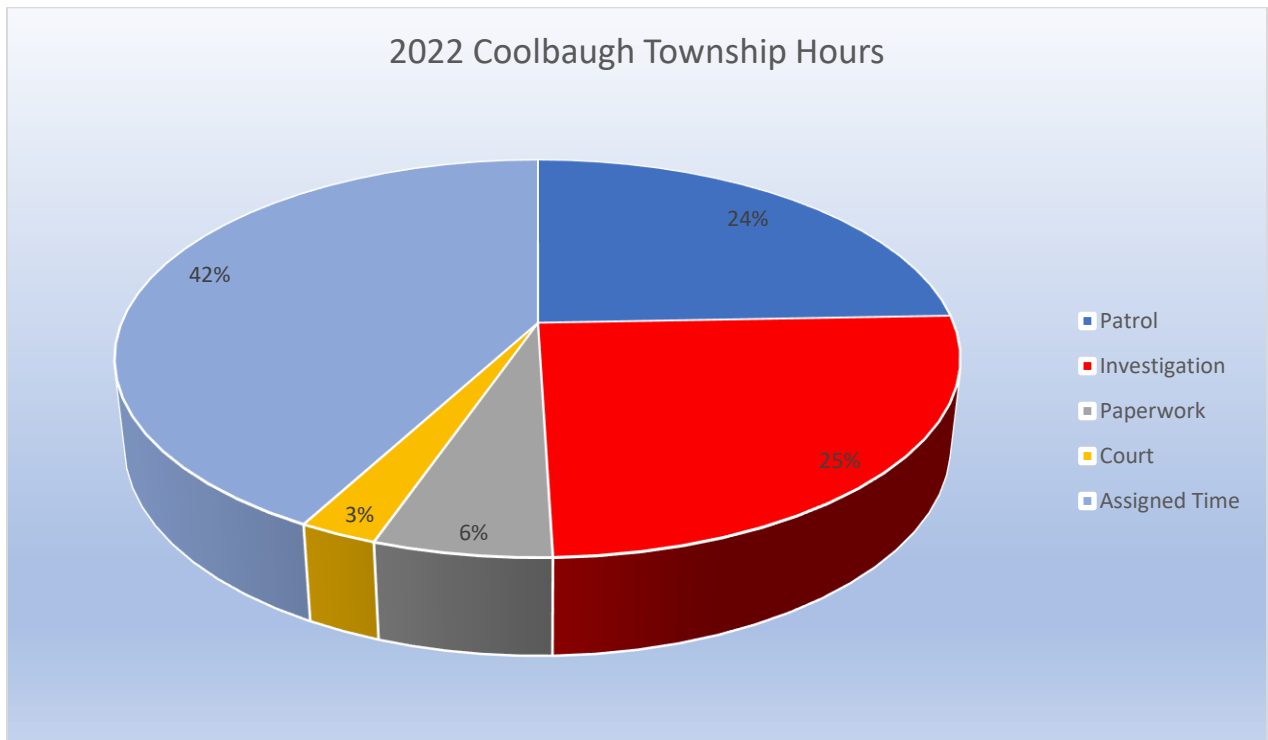
Breakdown of Hours within a Municipality 2022



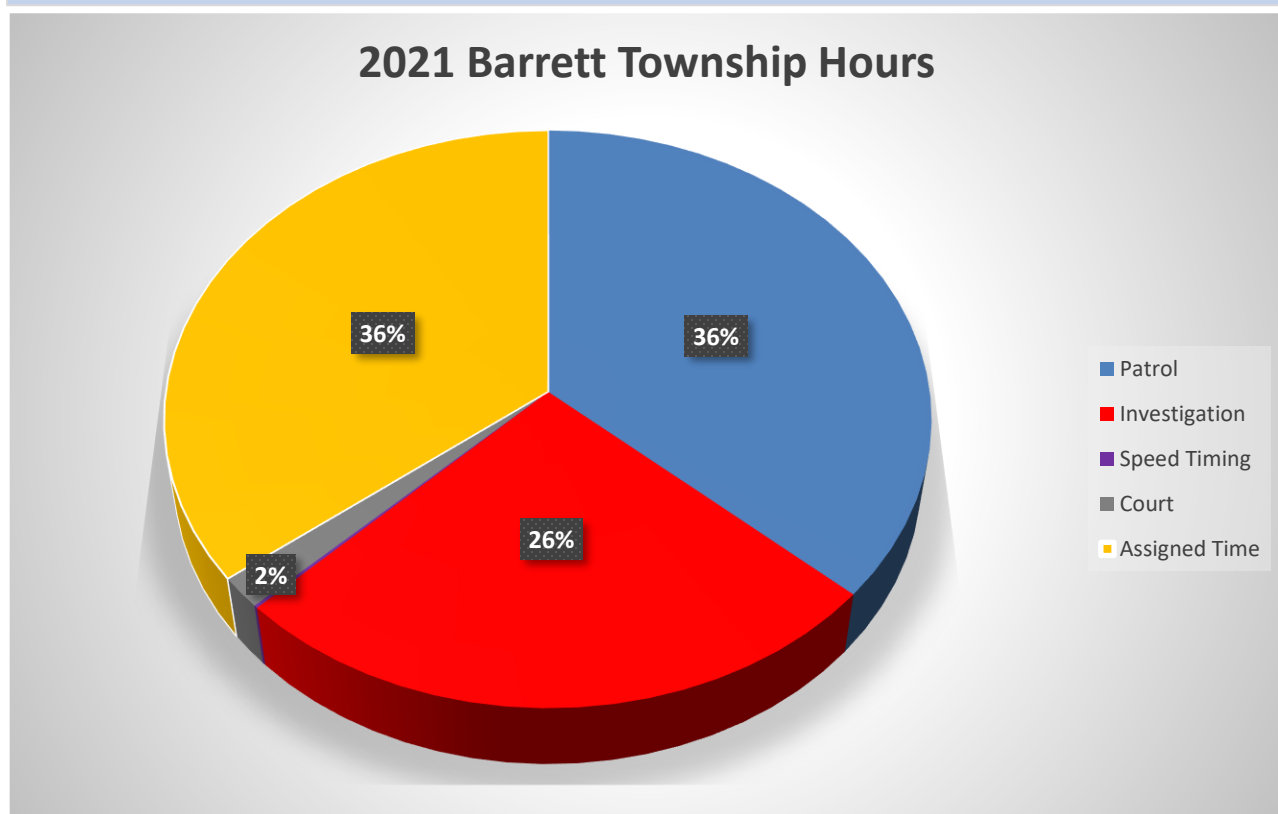
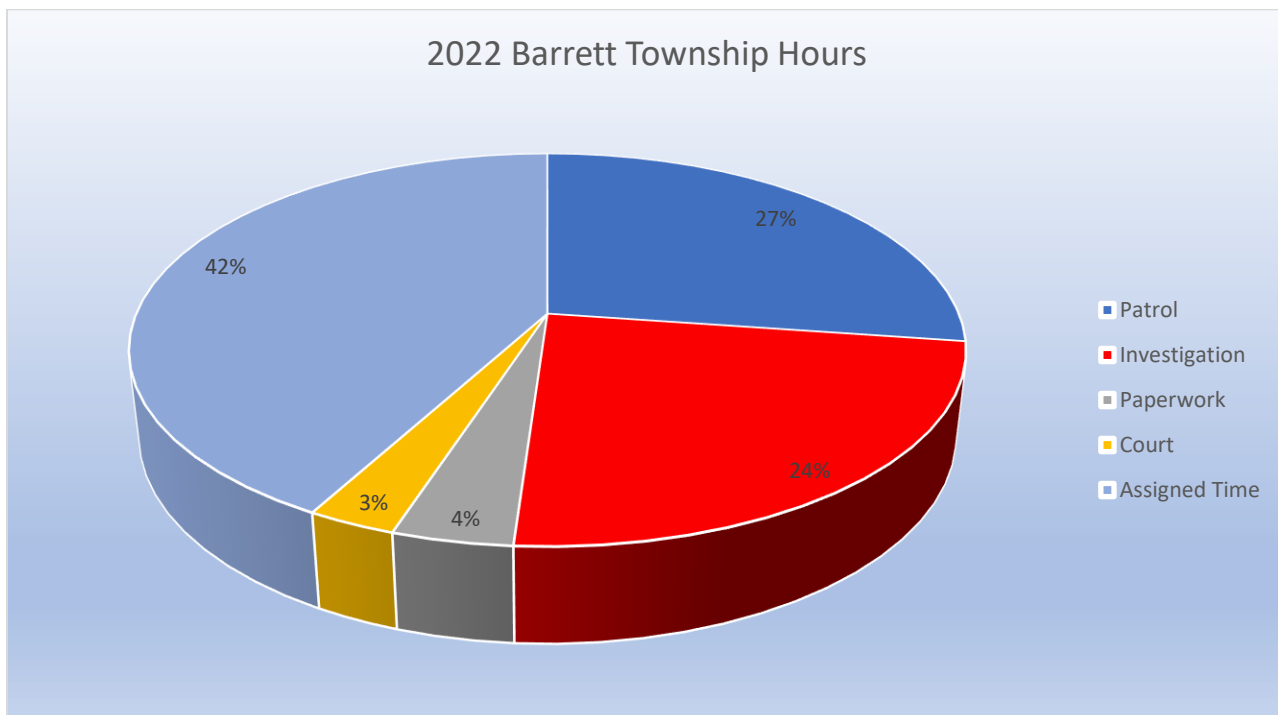
Breakdown of Hours within a Municipality 2022



Breakdown of Hours within a Municipality 2022



Breakdown of Hours within a Municipality 2022



Breakdown of Activity within the Region 2009 - 2022

| | 2009 | % | 2010 | % | 2011 | % | 2012 | % | 2013 | % | 2014 | % | 2015 | % |
|-------------------------|-------|---|-------|---|-------|---|-------|---|-------|---|-------|---|-------|---|
| Complaints Accidents | 16299 | | 16028 | | 13950 | | 13802 | | 12824 | | 11916 | | 12507 | |
| Criminal Arrests | 1871 | | 1930 | | 1683 | | 1505 | | 1236 | | 1183 | | 1315 | |
| Traffic Arrests | 5248 | | 5568 | | 4648 | | 2648 | | 2571 | | 1726 | | 3300 | |
| Traffic Warnings | 4845 | | 5651 | | 3982 | | 2550 | | 1605 | | 1135 | | 1797 | |
| Ordinance Arrests | 144 | | 236 | | 189 | | 139 | | 219 | | 129 | | 480 | |
| Totals | 28407 | | 29413 | | 24452 | | 20644 | | 18455 | | 16040 | | 19399 | |

| | 2016 | % | 2017 | % | 2018 | % | 2019 | % | 2020 | % | 2021 | % |
|-------------------------|-------|---|-------|---|-------|---|-------|-------|-------|-------|-------|-------|
| Complaints Accidents | 12957 | | 13786 | | 13678 | | 13983 | 66.68 | 14339 | 77.71 | 15010 | 73.34 |
| Criminal Arrests | 1420 | | 1419 | | 1083 | | 1167 | 5.56 | 1014 | 5.49 | 1083 | 5.29 |
| Traffic Arrests | 3904 | | 3777 | | 3090 | | 2575 | 12.27 | 1343 | 7.27 | 2114 | 10.32 |
| Traffic Warnings | 1892 | | 2519 | | 2055 | | 3028 | 14.43 | 1633 | 8.85 | 2148 | 10.49 |
| Ordinance Arrests | 352 | | 345 | | 189 | | 217 | 1.03 | 121 | .65 | 110 | .53 |
| Totals | 20525 | | 21846 | | 20095 | | 20970 | | 18450 | | 20465 | 100 |

| | 2022 |
|-------------------------|-------|
| Complaints Accidents | 13792 |
| Criminal Arrests | 913 |
| Traffic Arrests | 1844 |
| Traffic Warnings | 1593 |
| Ordinance Arrests | 76 |
| Totals | 18218 |

Breakdown of Activity within Tobyhanna Twp. 2009 – 2022

| Tobyhanna Township | 2009 | % | 2010 | % | 2011 | % | 2012 | % | 2013 | % | 2014 | % | 2015 | % |
|----------------------|------|-----|------|-----|------|-----|------|-----|------|-----|------|-----|------|-----|
| Complaints Accidents | 4406 | 27% | 4404 | 27% | 3817 | 27% | 3823 | 28% | 3563 | 28% | 2857 | 24% | 2992 | 24% |
| Criminal Arrests | 535 | 29% | 522 | 27% | 403 | 24% | 307 | 20% | 353 | 29% | 276 | 23% | 285 | 22% |
| Traffic Arrests | 2054 | 39% | 2018 | 36% | 1901 | 41% | 886 | 33% | 800 | 31% | 478 | 28% | 1440 | 44% |
| Traffic Warnings | 1995 | 41% | 2138 | 38% | 1737 | 44% | 1145 | 45% | 582 | 36% | 457 | 40% | 889 | 49% |
| Ordinance Arrests | 47 | 33% | 42 | 18% | 36 | 19% | 37 | 27% | 28 | 13% | 14 | 11% | 117 | 24% |
| Totals | 9037 | | 9124 | | 7894 | | 6198 | | 5326 | | 4082 | | 5723 | |

| | 2016 | % | | 2017 | % | | 2018 | % | | 2019 | % |
|----------------------|------|-----|----------------------|------|-----|----------------------|------|-----|----------------------|------|-------|
| Complaints Accidents | 2853 | 22% | Complaints Accidents | 3289 | 24% | Complaints Accidents | 3317 | 24% | Complaints Accidents | 3559 | 63.75 |
| Criminal Arrests | 333 | 23% | Criminal Arrests | 330 | 23% | Criminal Arrests | 280 | 25% | Criminal Arrests | 327 | 5.85 |
| Traffic Arrests | 1186 | 30% | Traffic Arrests | 1131 | 30% | Traffic Arrests | 859 | 27% | Traffic Arrests | 709 | 12.70 |
| Traffic Warnings | 709 | 37% | Traffic Warnings | 938 | 37% | Traffic Warnings | 639 | 31% | Traffic Warnings | 956 | 17.12 |
| Ordinance Arrests | 58 | 16% | Ordinance Arrests | 40 | 12% | Ordinance Arrests | 25 | 13% | Ordinance Arrests | 31 | .005 |
| Totals | 5139 | 25% | Totals | 5728 | 26% | Totals | 5120 | 25% | Totals | 5582 | |

| | 2020 | % | 2021 | % | 2022 |
|----------------------|------|-------|------|-------|------|
| Complaints Accidents | 3791 | 76.21 | 3951 | 69.83 | 3441 |
| Criminal Arrests | 284 | 5.70 | 303 | 5.35 | 226 |
| Traffic Arrests | 373 | 7.49 | 707 | 12.49 | 439 |
| Traffic Warnings | 507 | 10.19 | 676 | 11.94 | 440 |
| Ordinance Arrests | 19 | .38 | 21 | .37 | 8 |
| Totals | 4974 | | 5658 | 100 | 4554 |

Breakdown of Activity within Mount Pocono 2009 - 2022

| Mount Pocono Borough | 2009 | % | 2010 | % | 2011 | % | 2012 | % | 2013 | % | 2014 | % | 2015 | % |
|----------------------|------|-----|------|-----|------|-----|------|-----|------|-----|------|-----|------|-----|
| Complaints Accidents | 2561 | 16% | 2594 | 16% | 2320 | 17% | 2360 | 17% | 2188 | 17% | 2092 | 18% | 2062 | 16% |
| Criminal Arrests | 392 | 21% | 492 | 25% | 381 | 23% | 365 | 24% | 348 | 28% | 311 | 26% | 369 | 28% |
| Traffic Arrests | 1212 | 23% | 1158 | 21% | 1026 | 22% | 544 | 21% | 632 | 25% | 571 | 33% | 732 | 22% |
| Traffic Warnings | 887 | 18% | 1157 | 20% | 860 | 22% | 409 | 16% | 384 | 24% | 296 | 26% | 294 | 16% |
| Ordinance Arrests | 37 | 26% | 85 | 36% | 90 | 48% | 43 | 31% | 130 | 59% | 65 | 50% | 290 | 60% |
| Totals | 5089 | | 5486 | | 4677 | | 3721 | | 3682 | | 3335 | | 3747 | |

| | 2016 | % | | 2017 | % | | 2018 | % | | 2019 | % |
|----------------------|------|-----|----------------------|------|-----|----------------------|------|-----|----------------------|------|-------|
| Complaints Accidents | 2119 | 16% | Complaints Accidents | 2303 | 17% | Complaints Accidents | 2186 | 15% | Complaints Accidents | 2359 | 57.21 |
| Criminal Arrests | 341 | 24% | Criminal Arrests | 381 | 27% | Criminal Arrests | 257 | 23% | Criminal Arrests | 267 | 6.47 |
| Traffic Arrests | 945 | 24% | Traffic Arrests | 897 | 24% | Traffic Arrests | 910 | 29% | Traffic Arrests | 676 | 16.39 |
| Traffic Warnings | 422 | 22% | Traffic Warnings | 521 | 21% | Traffic Warnings | 541 | 26% | Traffic Warnings | 697 | 16.90 |
| Ordinance Arrests | 215 | 61% | Ordinance Arrests | 175 | 51% | Ordinance Arrests | 89 | 47% | Ordinance Arrests | 124 | 3.00 |
| Totals | 4042 | 20% | Totals | 4277 | 20% | Totals | 3983 | 19% | Totals | 4123 | |

| | 2020 | % | 2021 | % | 2022 |
|----------------------|------|-------|------|-------|------|
| Complaints Accidents | 2153 | 67.15 | 2264 | 63.64 | 2287 |
| Criminal Arrests | 231 | 7.20 | 262 | 7.36 | 238 |
| Traffic Arrests | 332 | 10.35 | 484 | 13.60 | 689 |
| Traffic Warnings | 419 | 13.06 | 490 | 13.77 | 568 |
| Ordinance Arrests | 71 | 2.21 | 57 | 1.60 | 36 |
| Totals | 3206 | | 3557 | 100 | 3818 |

Breakdown of Activity within Tunkhannock Twp. 2009 - 2022

| Tunkhannock Township | 2009 | % | 2010 | % | 2011 | % | 2012 | % | 2013 | % | 2014 | % | 2015 | % |
|----------------------|------|-----|------|-----|------|-----|------|-----|------|-----|------|-----|------|-----|
| Complaints Accidents | 2279 | 14% | 2187 | 14% | 1819 | 13% | 1918 | 14% | 1749 | 14% | 1574 | 13% | 1678 | 13% |
| Criminal Arrests | 256 | 14% | 232 | 12% | 203 | 12% | 204 | 14% | 138 | 11% | 141 | 12% | 202 | 15% |
| Traffic Arrests | 467 | 9% | 892 | 16% | 507 | 11% | 340 | 13% | 399 | 16% | 131 | 8% | 143 | 4% |
| Traffic Warnings | 358 | 7% | 485 | 9% | 326 | 8% | 291 | 11% | 224 | 14% | 98 | 9% | 86 | 5% |
| Ordinance Arrests | 13 | 9% | 4 | 2% | 5 | 3% | 11 | 8% | 1 | 0% | 1 | 1% | 3 | 1% |
| Totals | 3373 | | 3800 | | 2860 | | 2764 | | 2511 | | 1945 | | 2112 | |

| | 2016 | % | | 2017 | % | | 2018 | % | | 2019 | % |
|----------------------|------|------|----------------------|------|-----|----------------------|------|-----|----------------------|------|-------|
| Complaints Accidents | 1588 | 12% | Complaints Accidents | 1714 | 12% | Complaints Accidents | 1646 | 12% | Complaints Accidents | 1692 | 72.55 |
| Criminal Arrests | 151 | 11% | Criminal Arrests | 133 | 9% | Criminal Arrests | 102 | 9% | Criminal Arrests | 104 | 4.45 |
| Traffic Arrests | 326 | 8% | Traffic Arrests | 425 | 11% | Traffic Arrests | 271 | 8% | Traffic Arrests | 262 | 11.23 |
| Traffic Warnings | 103 | 5% | Traffic Warnings | 235 | 9% | Traffic Warnings | 185 | 9% | Traffic Warnings | 270 | 11.57 |
| Ordinance Arrests | 4 | .11% | Ordinance Arrests | 8 | 2% | Ordinance Arrests | 1 | 0% | Ordinance Arrests | 4 | .17 |
| Totals | 2172 | 11% | Totals | 2515 | 12% | Totals | 2205 | 10% | Totals | 2332 | |

| | 2020 | % | 2021 | % | 2022 |
|----------------------|------|-------|------|-------|------|
| Complaints Accidents | 1544 | 82.43 | 1821 | 76.54 | 1831 |
| Criminal Arrests | 96 | 5.12 | 79 | 3.32 | 104 |
| Traffic Arrests | 105 | 5.60 | 176 | 7.39 | 115 |
| Traffic Warnings | 125 | 6.67 | 203 | 8.53 | 100 |
| Ordinance Arrests | 3 | .16 | 0 | 0 | 2 |
| Totals | 1873 | | 2279 | 100 | 2152 |

Breakdown of Activity within Coolbaugh Twp. 2009 - 2022

| Coolbaugh Township | 2009 | % | 2010 | % | 2011 | % | 2012 | % | 2013 | % | 2014 | % | 2015 | % |
|----------------------|-------|-----|-------|-----|------|-----|------|-----|------|-----|------|-----|------|-----|
| Complaints Accidents | 7053 | 43% | 6843 | 43% | 5994 | 43% | 5701 | 41% | 5324 | 42% | 5344 | 45% | 5216 | 42% |
| Criminal Arrests | 688 | 36% | 684 | 35% | 696 | 41% | 629 | 42% | 397 | 32% | 455 | 38% | 424 | 32% |
| Traffic Arrests | 1515 | 29% | 1500 | 27% | 1214 | 26% | 878 | 33% | 740 | 29% | 546 | 32% | 877 | 27% |
| Traffic Warnings | 1605 | 34% | 1871 | 33% | 1059 | 27% | 705 | 28% | 415 | 26% | 284 | 25% | 490 | 27% |
| Ordinance Arrests | 47 | 32% | 105 | 44% | 58 | 31% | 48 | 35% | 60 | 27% | 49 | 38% | 70 | 15% |
| Totals | 10908 | | 11003 | | 9021 | | 7961 | | 6936 | | 6678 | | 7077 | |

| | 2016 | % | | 2017 | % | | 2018 | % | | 2019 | % |
|----------------------|------|-----|----------------------|------|-----|----------------------|------|-----|----------------------|------|-------|
| Complaints Accidents | 5278 | 41% | Complaints Accidents | 5360 | 39% | Complaints Accidents | 5499 | 40% | Complaints Accidents | 5350 | 71.35 |
| Criminal Arrests | 459 | 32% | Criminal Arrests | 496 | 35% | Criminal Arrests | 395 | 36% | Criminal Arrests | 422 | 5.62 |
| Traffic Arrests | 1172 | 30% | Traffic Arrests | 1119 | 30% | Traffic Arrests | 892 | 28% | Traffic Arrests | 778 | 10.37 |
| Traffic Warnings | 545 | 29% | Traffic Warnings | 650 | 26% | Traffic Warnings | 512 | 24% | Traffic Warnings | 890 | 11.98 |
| Ordinance Arrests | 74 | 21% | Ordinance Arrests | 122 | 35% | Ordinance Arrests | 73 | 38% | Ordinance Arrests | 58 | .77 |
| Totals | 7528 | 37% | Totals | 7747 | 35% | Totals | 7371 | 36% | Totals | 7498 | |

| | 2020 | % | 2021 | % | 2022 |
|----------------------|------|-------|------|-------|------|
| Complaints Accidents | 5715 | 81.32 | 5859 | 77.06 | 5187 |
| Criminal Arrests | 338 | 4.81 | 392 | 5.15 | 279 |
| Traffic Arrests | 466 | 6.63 | 658 | 8.65 | 539 |
| Traffic Warnings | 480 | 6.83 | 662 | 8.70 | 435 |
| Ordinance Arrests | 28 | .39 | 32 | .42 | 29 |
| Totals | 7027 | | 7603 | 100 | 6469 |

Breakdown of Activity within Barrett Township

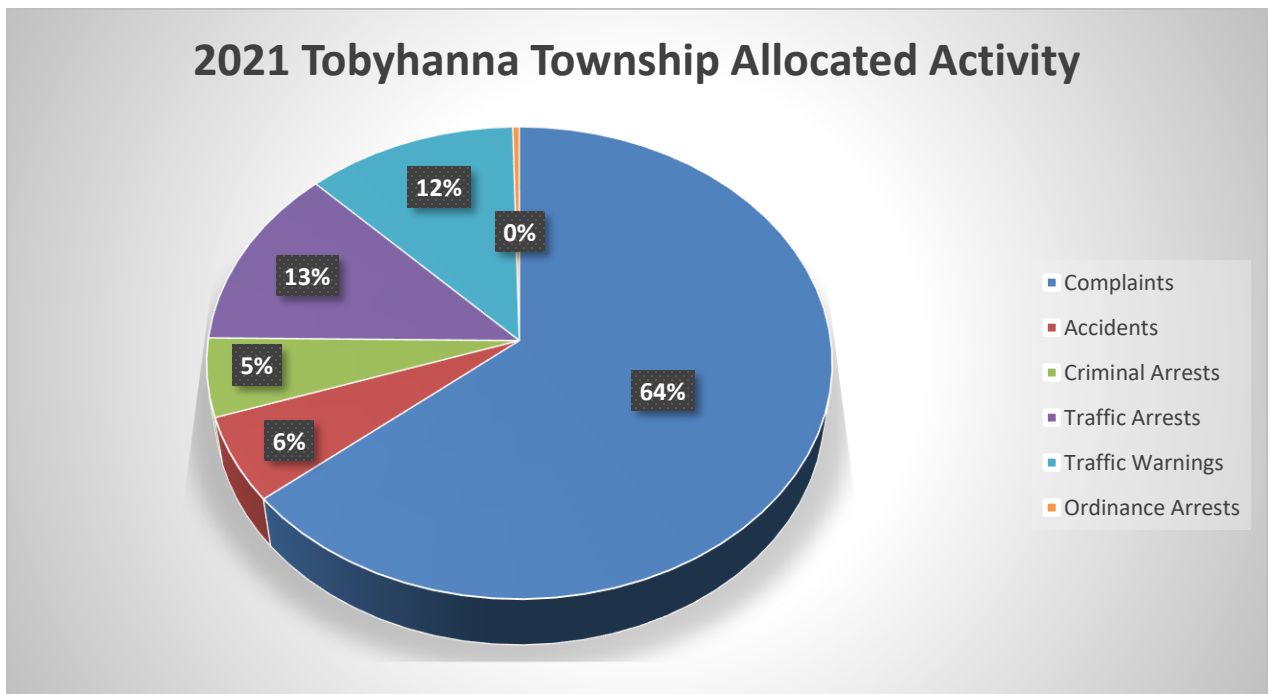
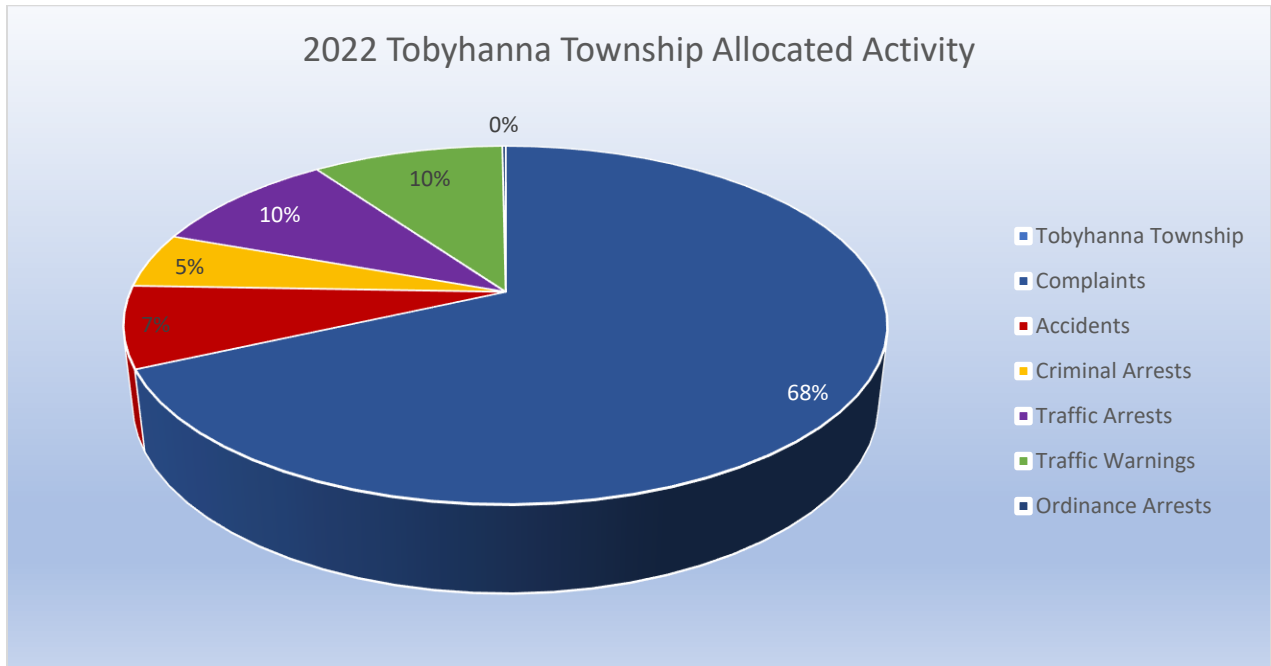
2015 - 2022

| Barrett Township | 2009 | % | 2010 | % | 2011 | % | 2012 | % | 2013 | % | 2014 | % | 2015 | % |
|-------------------------|------|---|------|---|------|---|------|---|------|---|------|---|------|----|
| Complaints Accidents | | | | | | | | | | | | | 510 | 4% |
| Criminal Arrests | | | | | | | | | | | | | 35 | 3% |
| Traffic Arrests | | | | | | | | | | | | | 108 | 3% |
| Traffic Warnings | | | | | | | | | | | | | 38 | 2% |
| Ordinance Arrests | | | | | | | | | | | | | 0 | 0 |
| Totals | | | | | | | | | | | | | 691 | |

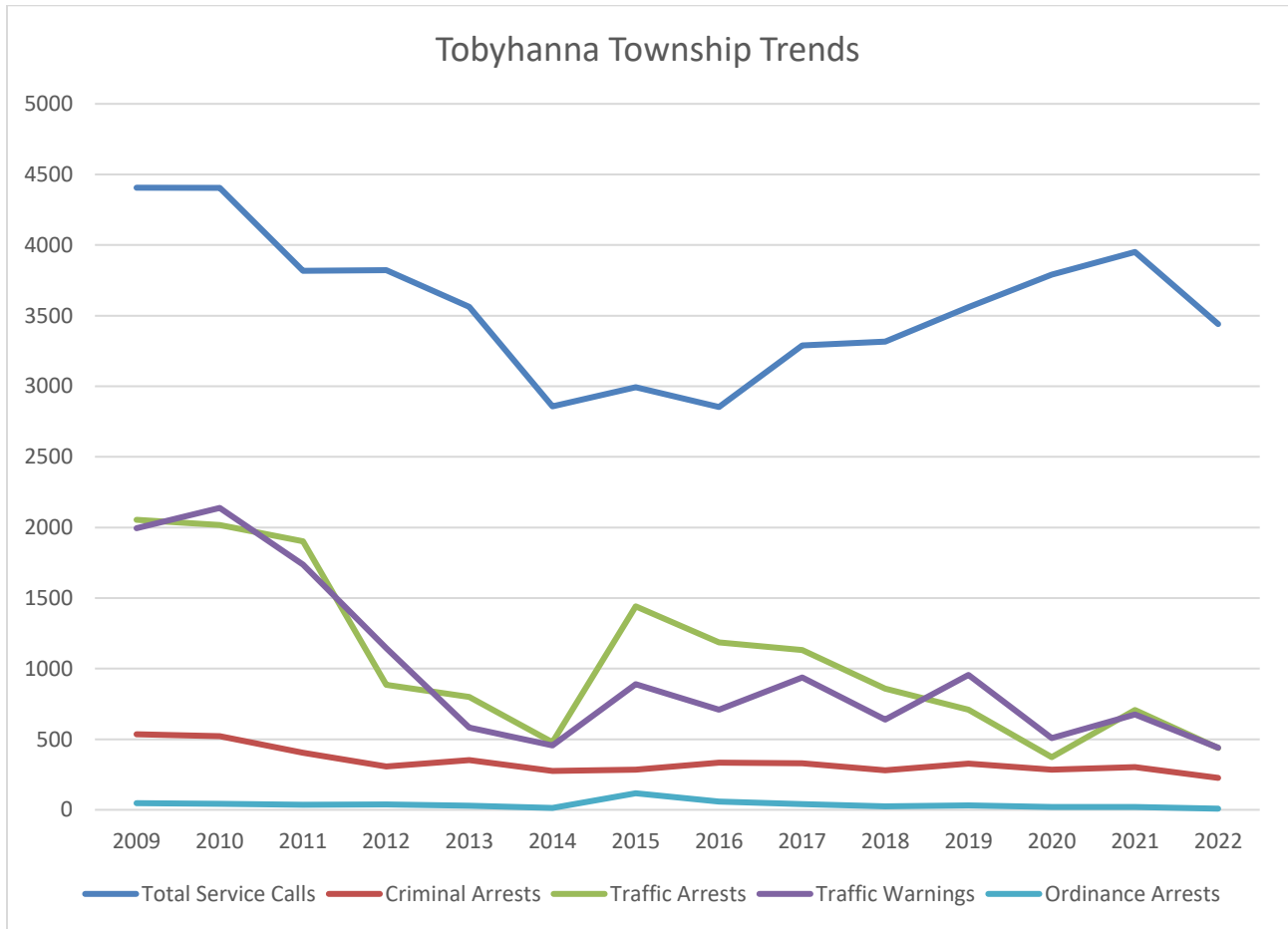
| | 2016 | % | | 2017 | % | | 2018 | % | | 2019 | % |
|-------------------------|------|------|-------------------------|------|----|-------------------------|------|----|-------------------------|------|-------|
| Complaints Accidents | 1086 | 8% | Complaints Accidents | 1082 | 8% | Complaints Accidents | 987 | 7% | Complaints Accidents | 976 | 71.34 |
| Criminal Arrests | 132 | 9% | Criminal Arrests | 78 | 5% | Criminal Arrests | 45 | 4% | Criminal Arrests | 44 | 3.21 |
| Traffic Arrests | 275 | 7% | Traffic Arrests | 203 | 5% | Traffic Arrests | 158 | 5% | Traffic Arrests | 141 | 10.30 |
| Traffic Warnings | 113 | 6% | Traffic Warnings | 173 | 7% | Traffic Warnings | 172 | 8% | Traffic Warnings | 207 | 15.13 |
| Ordinance Arrests | 1 | .28% | Ordinance Arrests | 0 | 0% | Ordinance Arrests | 1 | 0% | Ordinance Arrests | 0 | 0 |
| Totals | 1607 | 8% | Totals | 1536 | 7% | Totals | 1363 | 6% | Totals | 1368 | |

| | 2020 | % | 2021 | % | 2022 |
|-------------------------|------|-------|------|-------|------|
| Complaints Accidents | 1104 | 83.00 | 1086 | 81.40 | 1015 |
| Criminal Arrests | 62 | 4.66 | 47 | 3.52 | 66 |
| Traffic Arrests | 67 | 5.03 | 87 | 5.02 | 58 |
| Traffic Warnings | 97 | 7.29 | 114 | 8.54 | 45 |
| Ordinance Arrests | 0 | 0.00 | 0 | 0 | 0 |
| Totals | 1330 | | 1334 | 100 | 1184 |

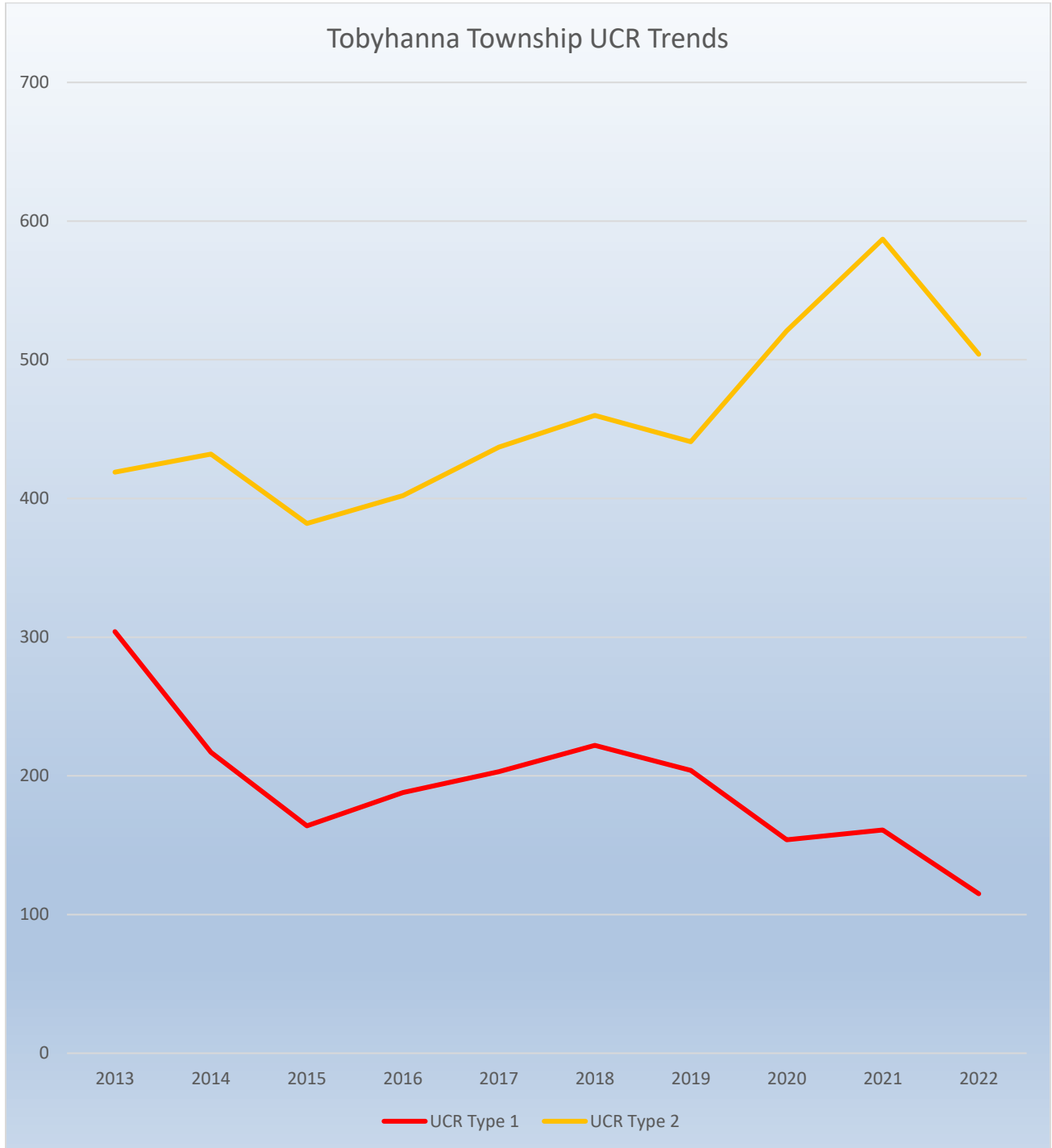
Allocated Time and Trends 2022



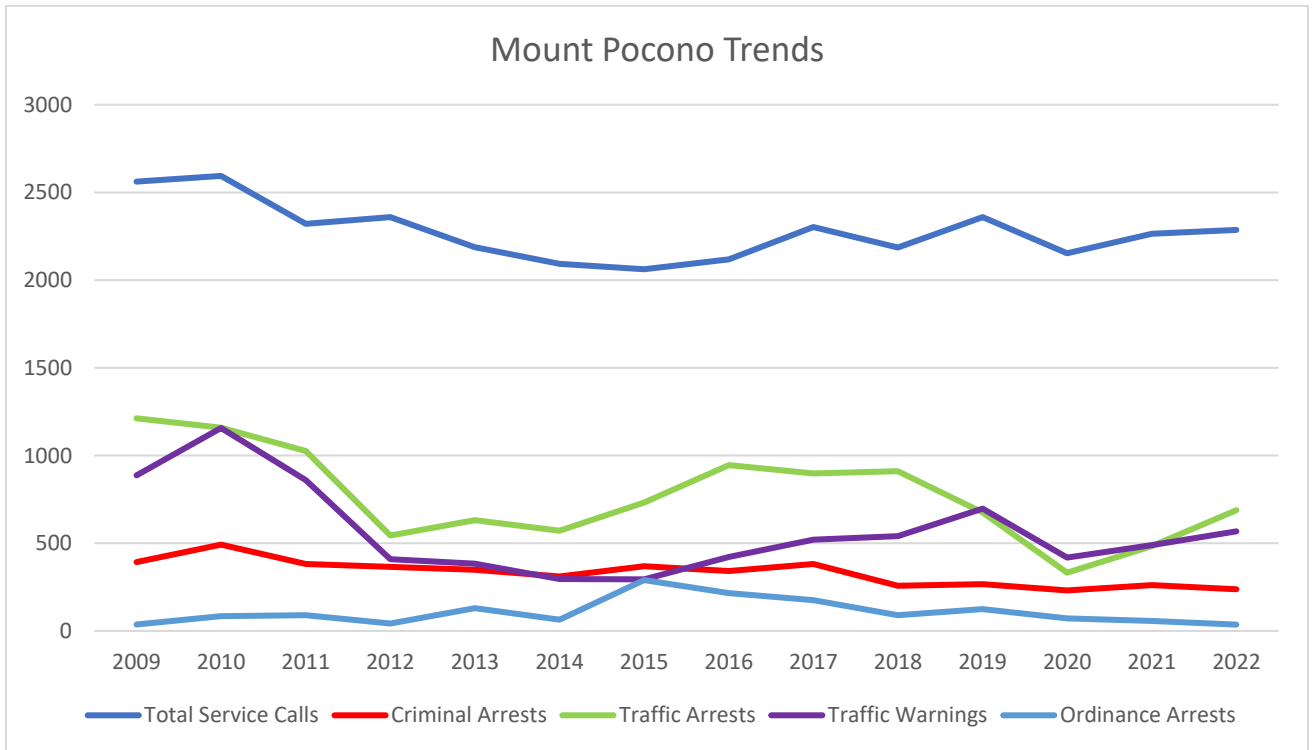
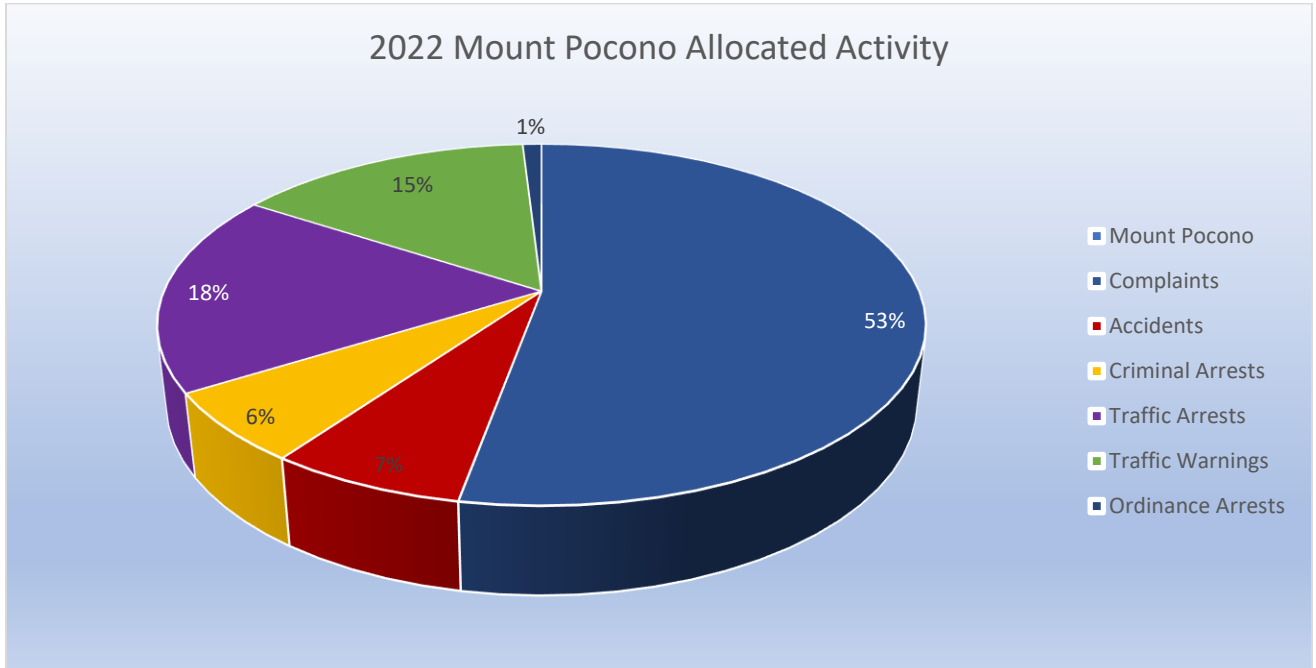
Allocated Time and Trends 2022



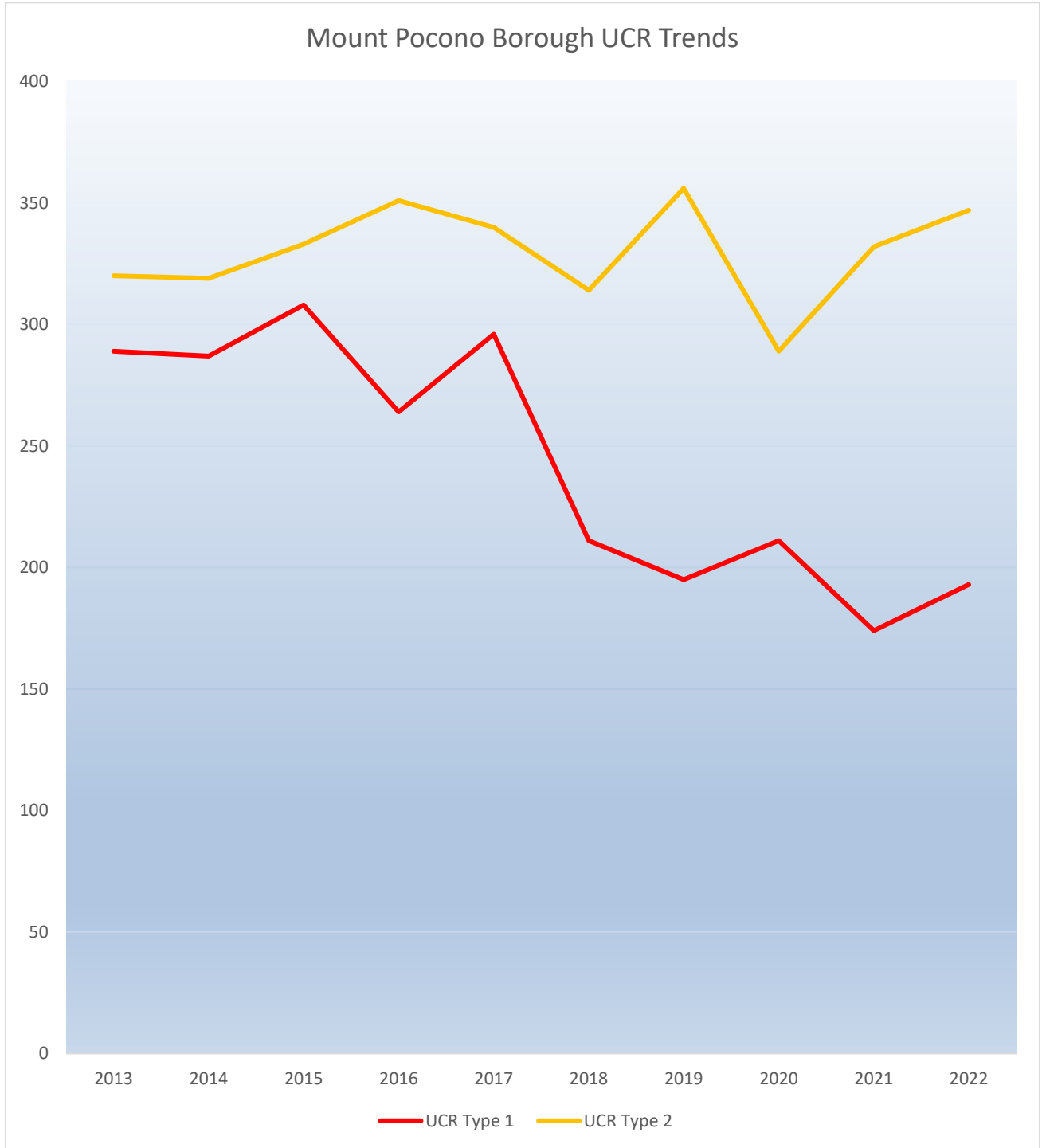
Allocated Time and Trends 2022



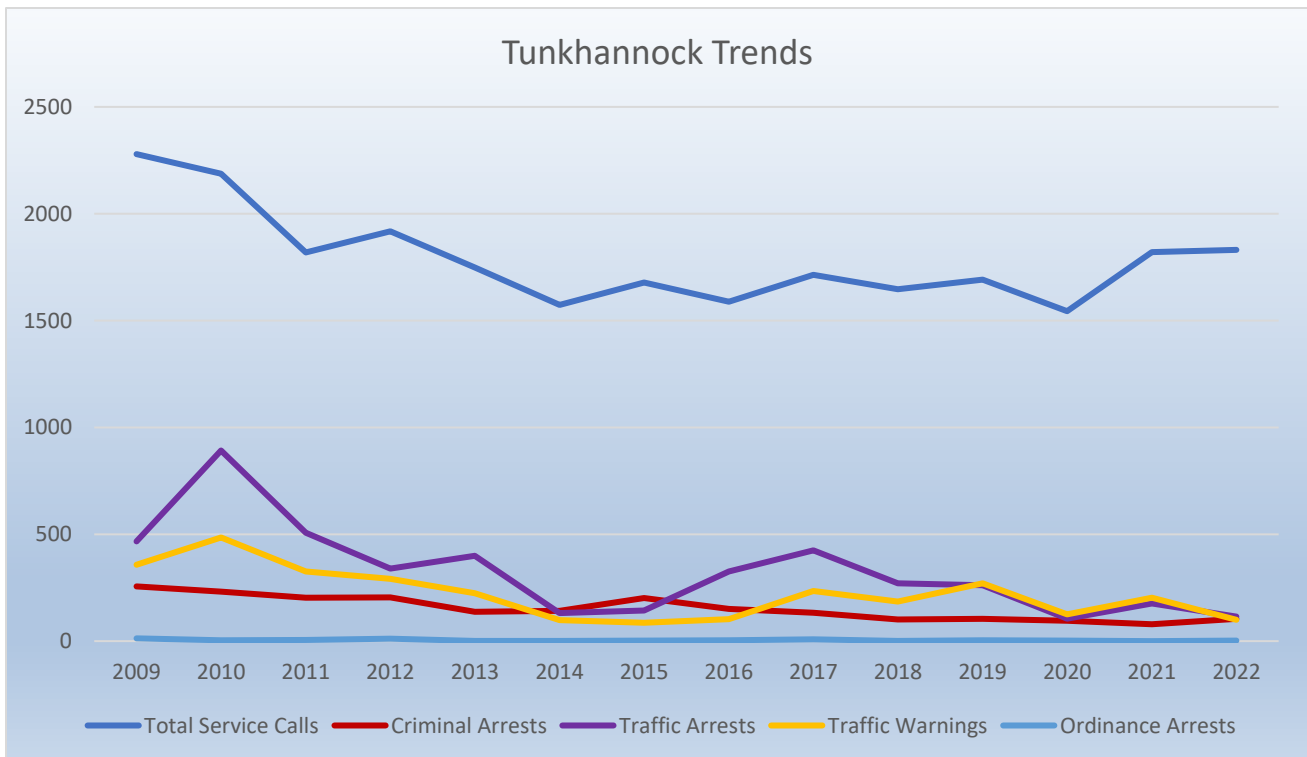
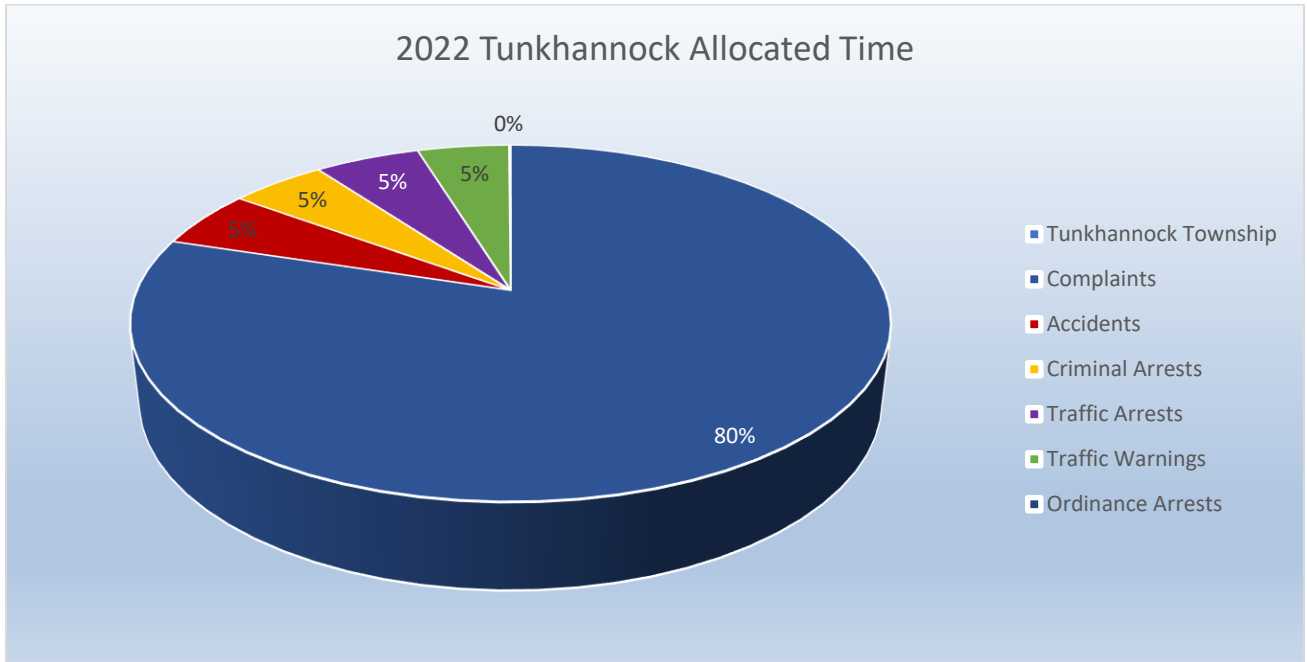
Allocated Time and Trends 2022



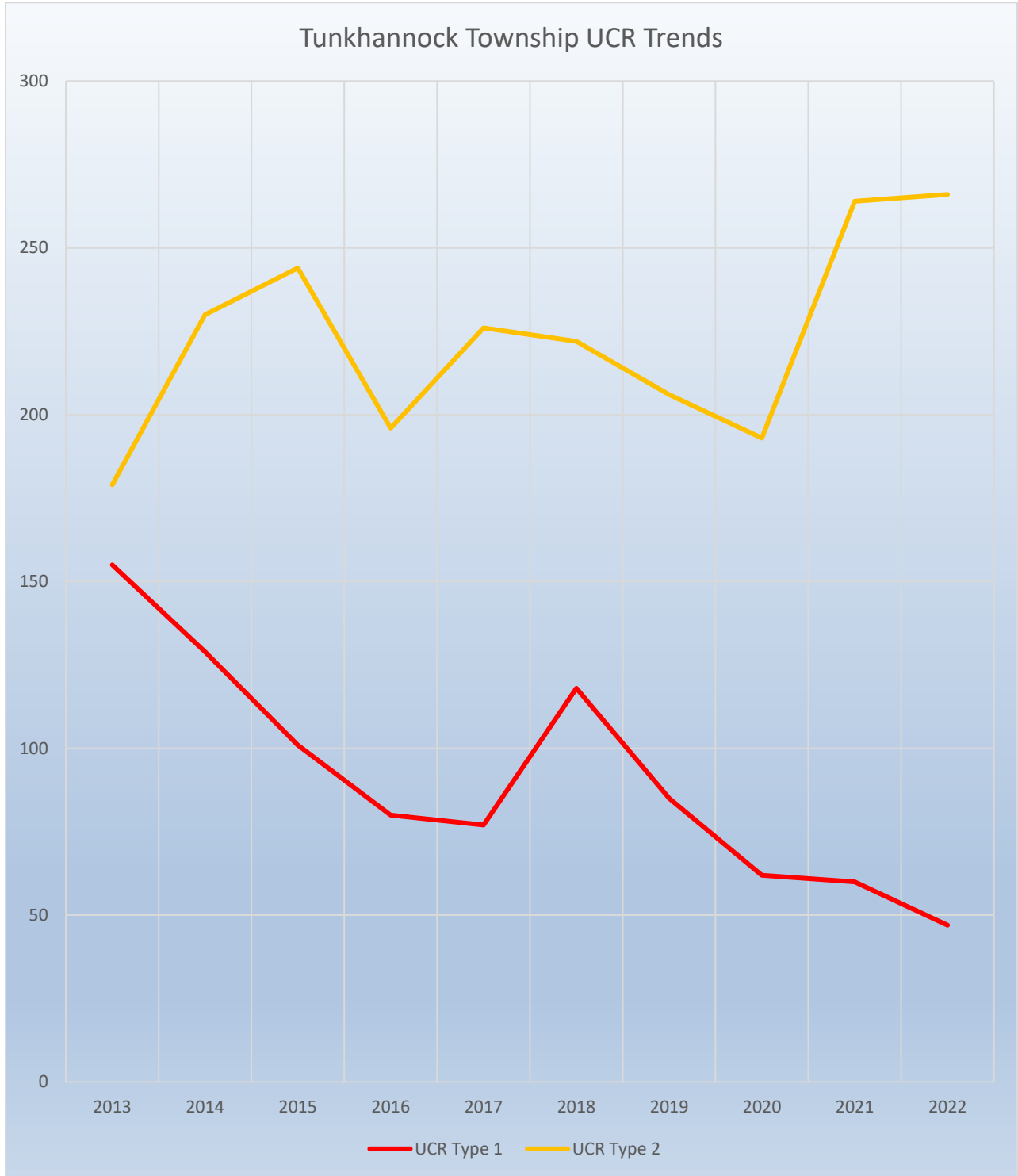
Allocated Time and Trends 2022



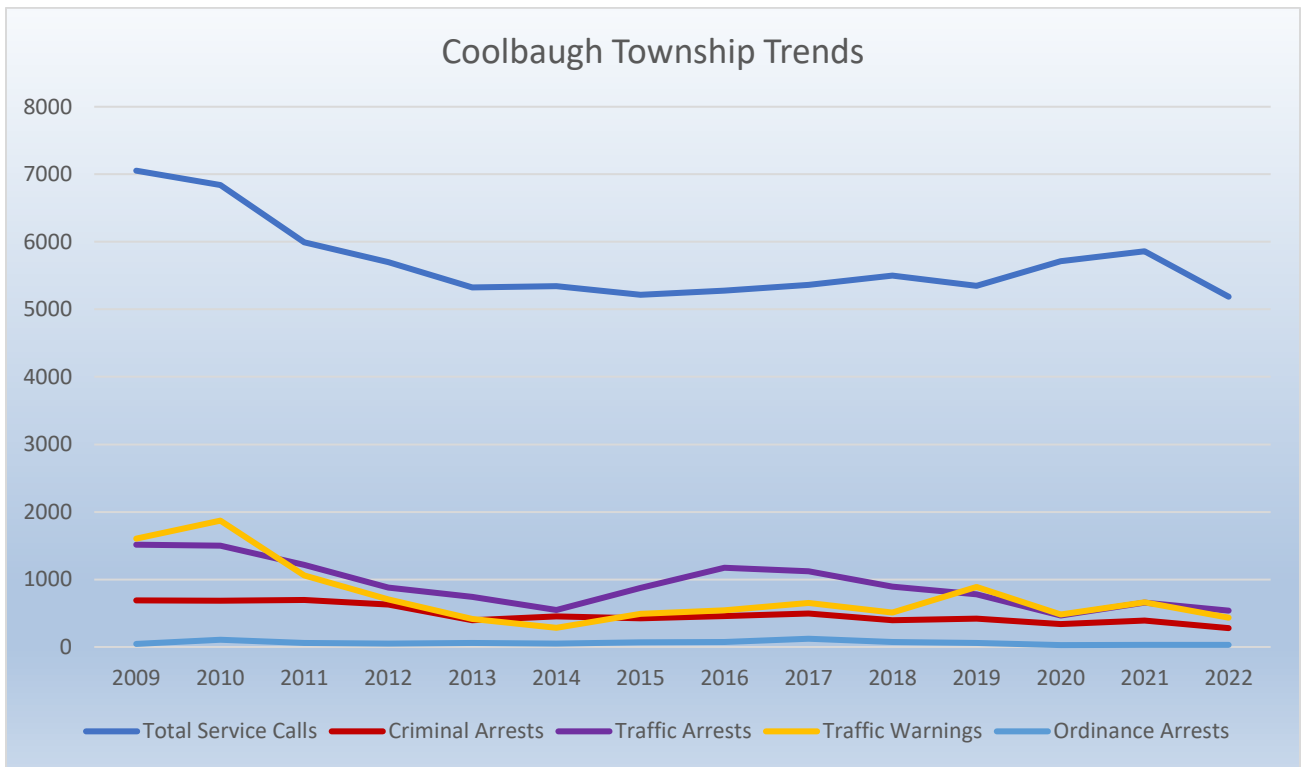
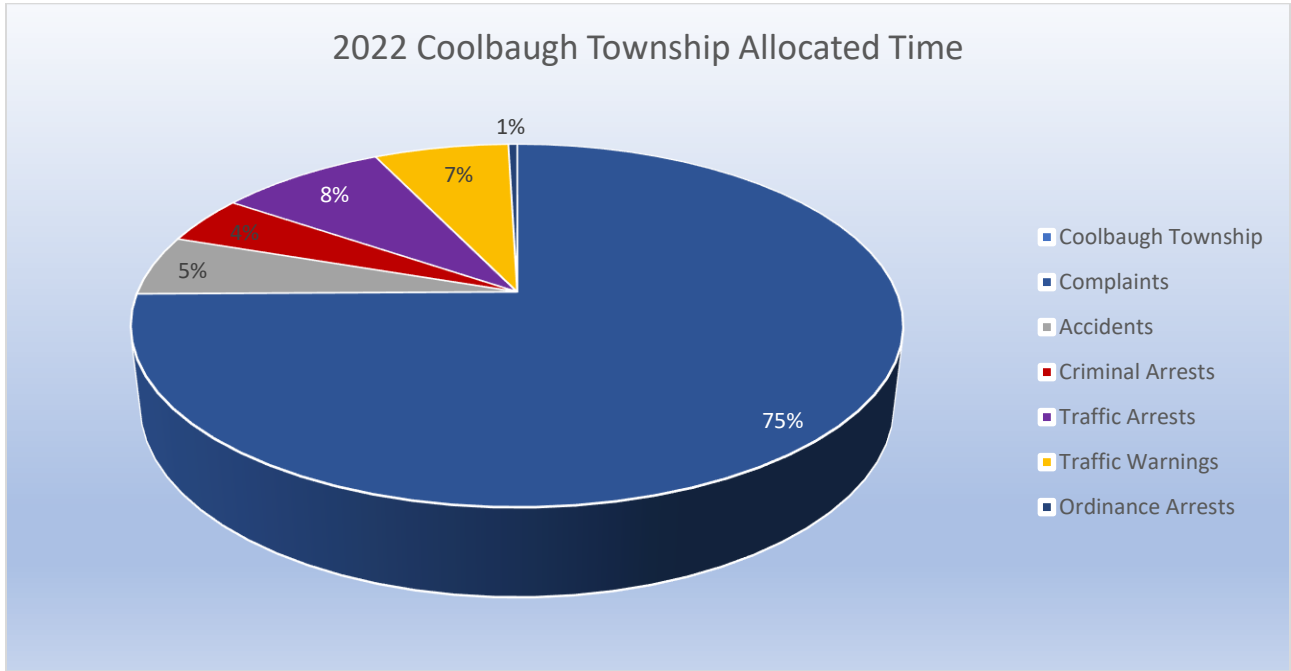
Allocated Time and Trends 2022



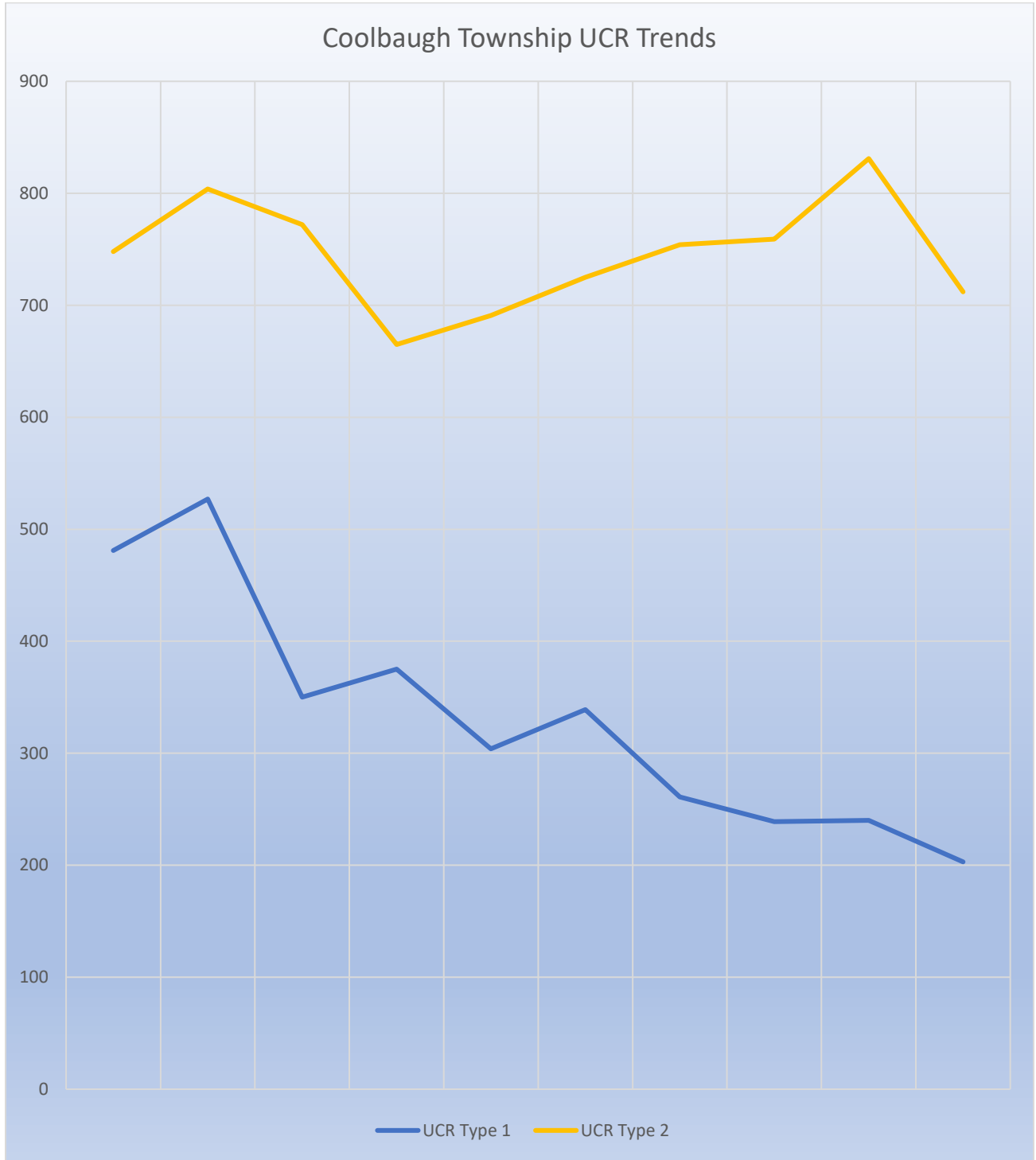
Allocated Time and Trends 2022



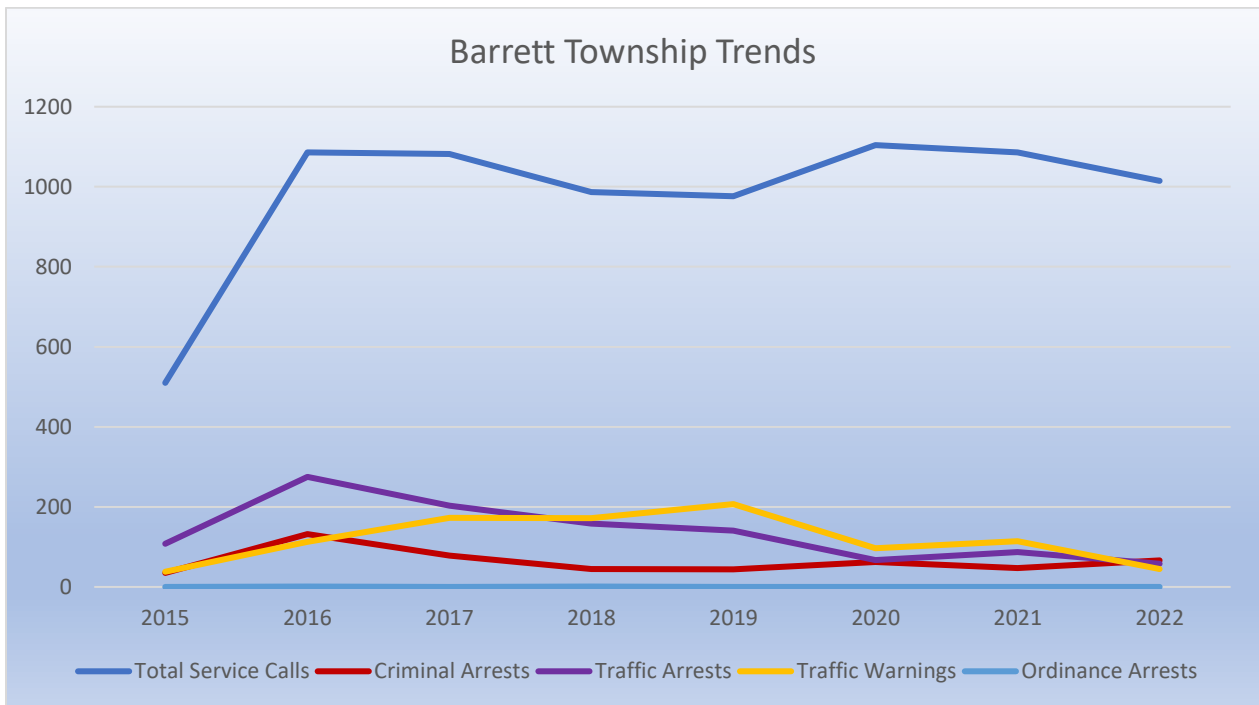
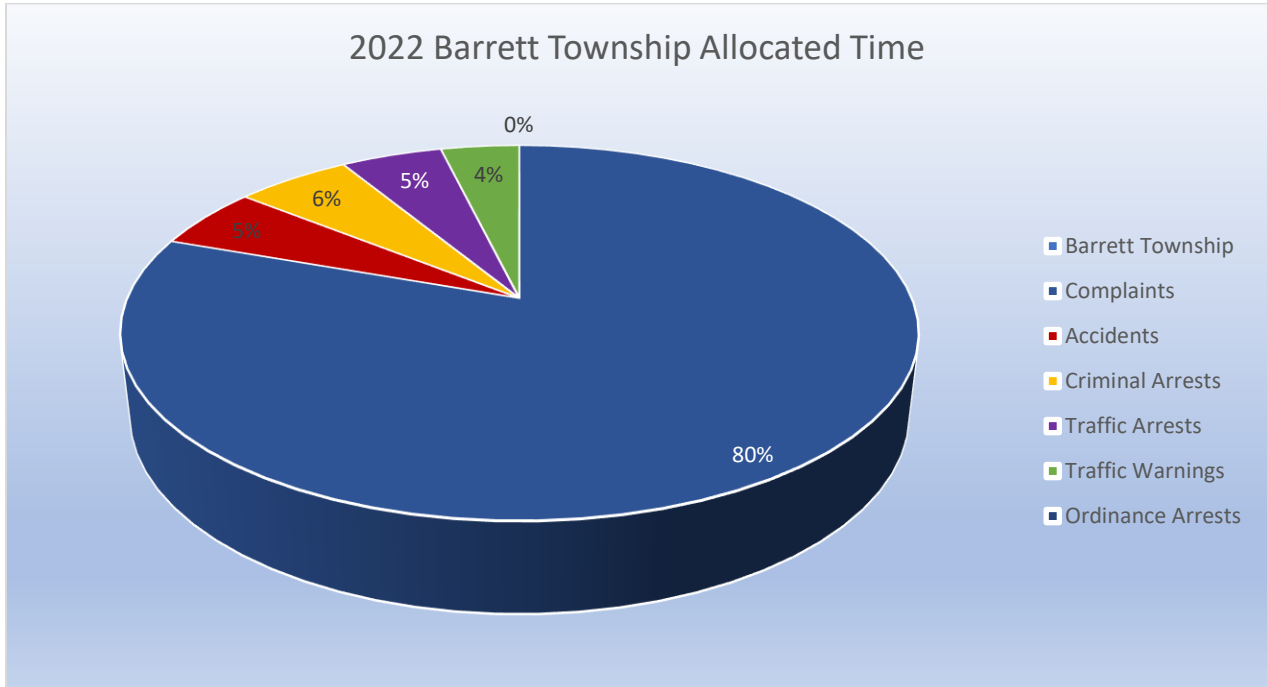
Allocated Time and Trends 2022



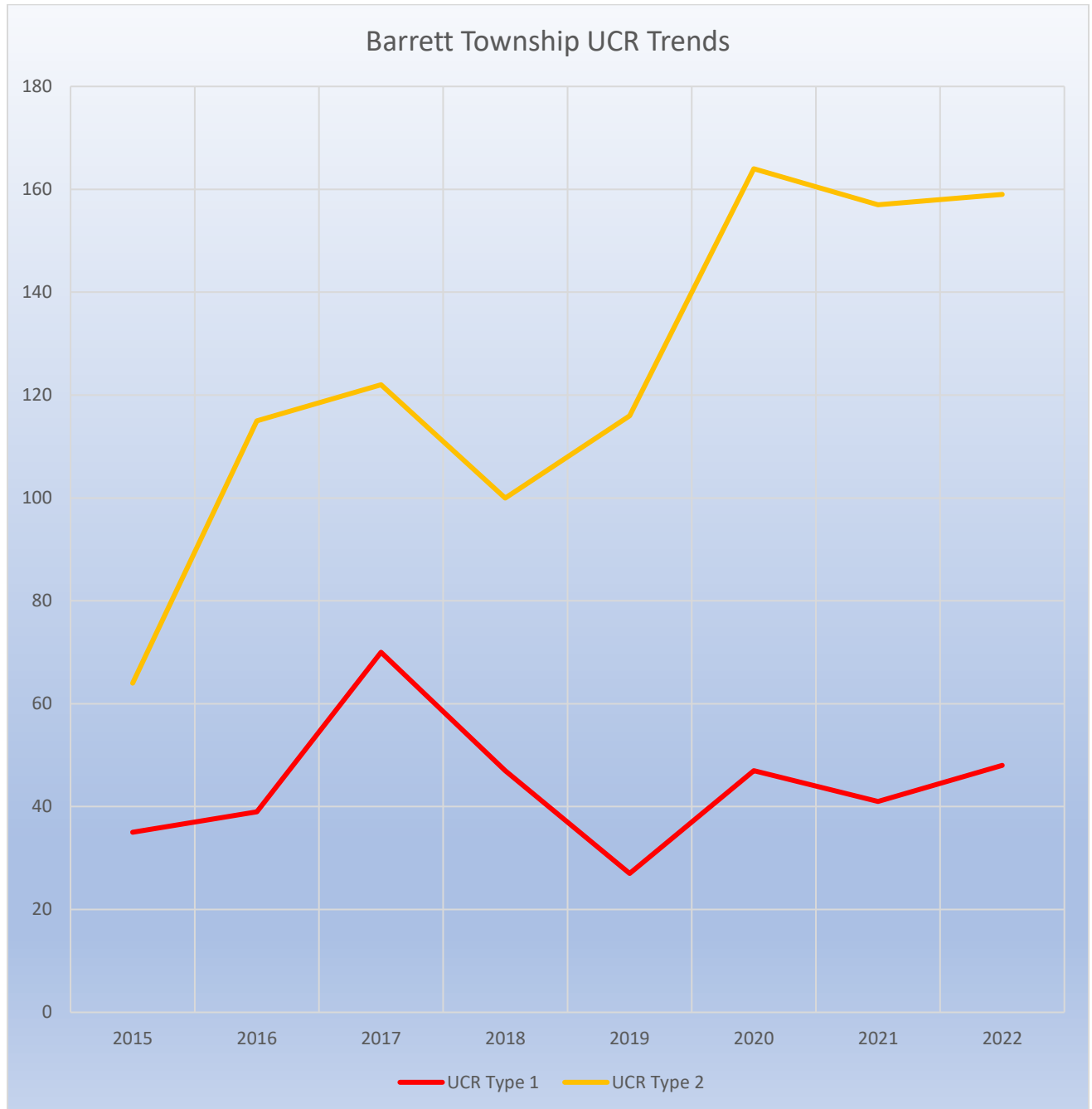
Allocated Time and Trends 2022



Allocated Time and Trends 2022



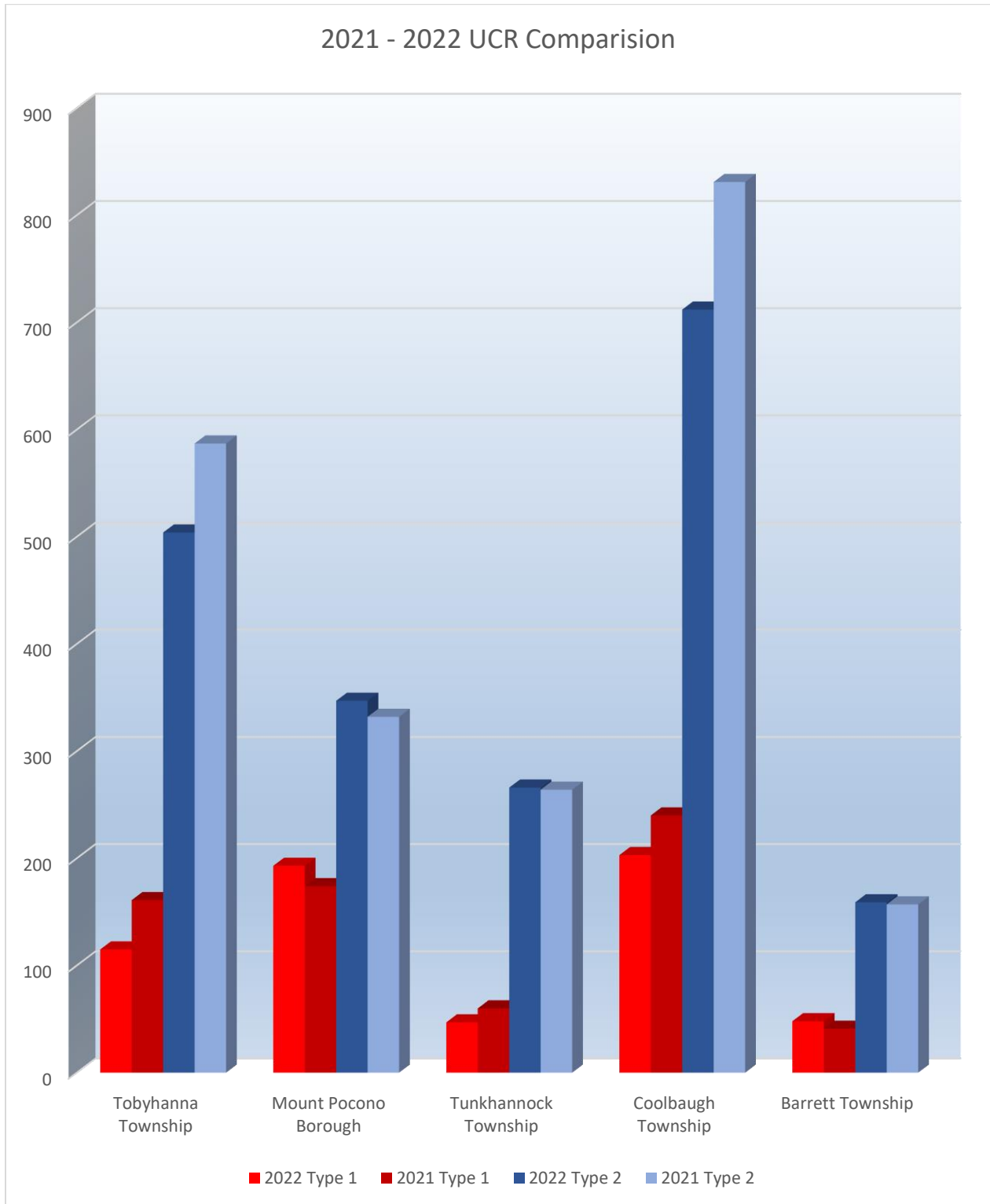
Allocated Time and Trends 2022



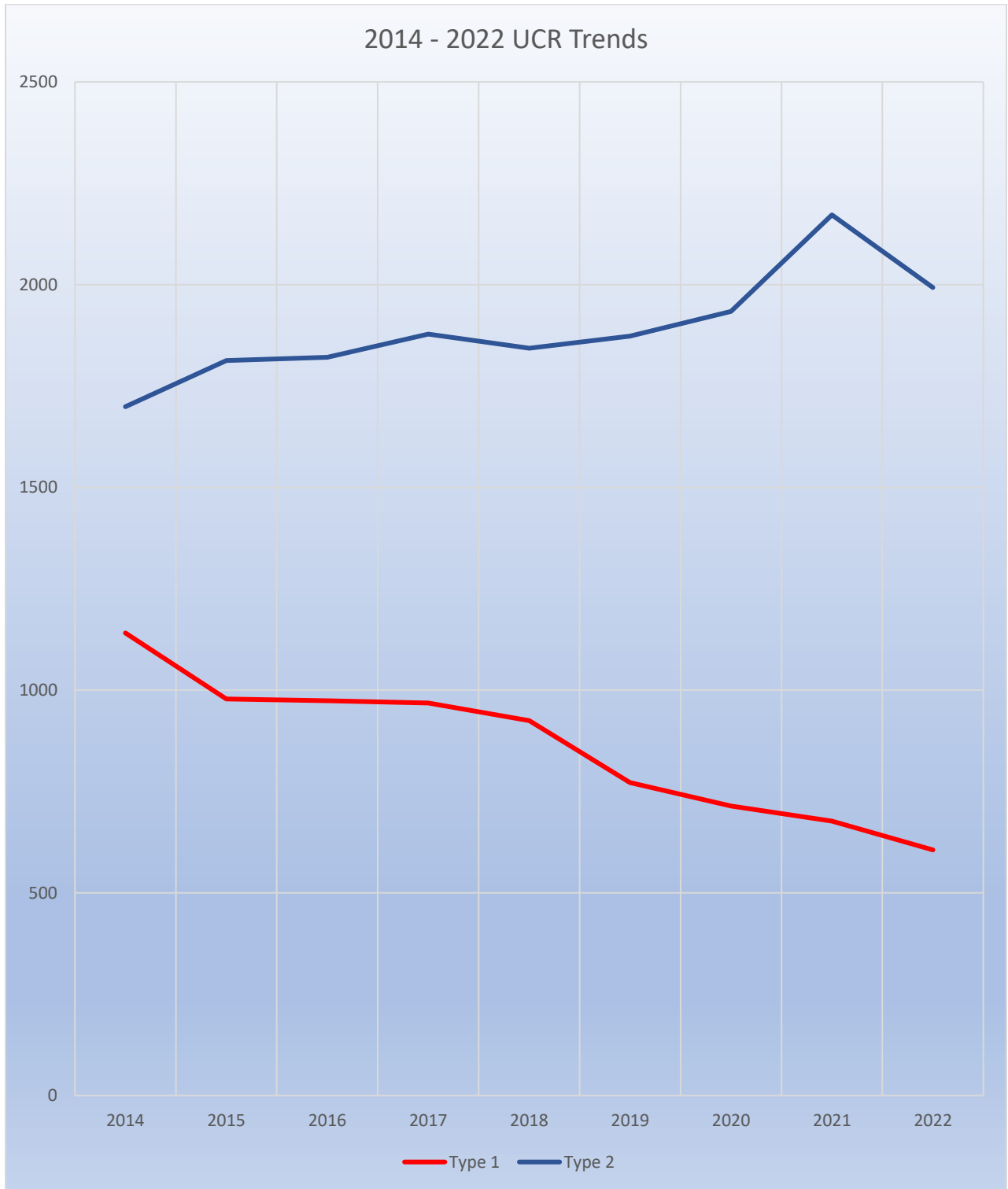
2022 UCR Data

| | DEPART TOTAL | TOBY | TUNK | Mount Pocono | COOL | BAR |
|---------------------|-----------------|------------|------------|-----------------|------------|------------|
| Homicide | 3 | 0 | 0 | 0 | 3 | 0 |
| Rape | 20 | 6 | 3 | 4 | 7 | 0 |
| Robbery | 0 | 0 | 0 | 0 | 0 | 0 |
| Assaults | 144 | 32 | 15 | 16 | 66 | 15 |
| Burglary | 56 | 8 | 7 | 13 | 19 | 9 |
| Larceny - Thefts | 366 | 68 | 21 | 158 | 100 | 19 |
| Stolen Vehicles | 14 | 1 | 1 | 2 | 5 | 5 |
| Arson | 3 | 0 | 0 | 0 | 3 | 0 |
| Forgery | 21 | 9 | 2 | 4 | 6 | 0 |
| Fraud | 243 | 63 | 40 | 38 | 88 | 14 |
| Embezzlement | 3 | 0 | 1 | 0 | 2 | 0 |
| Stolen Property | 11 | 3 | 3 | 0 | 2 | 3 |
| Vandalism | 103 | 25 | 17 | 18 | 35 | 8 |
| Weapons | 37 | 11 | 5 | 4 | 8 | 9 |
| Prostitution | 0 | 0 | 0 | 0 | 0 | 0 |
| Sex Offenses | 61 | 14 | 9 | 8 | 22 | 6 |
| Drug Violations | 102 | 19 | 14 | 29 | 34 | 6 |
| Gambling | 0 | 0 | 0 | 0 | 0 | 0 |
| Offenses Family | 45 | 14 | 5 | 5 | 16 | 5 |
| DUI | 95 | 28 | 4 | 19 | 37 | 7 |
| Liquor Laws | 4 | 2 | 0 | 0 | 1 | 1 |
| Drunkenness | 54 | 25 | 4 | 9 | 16 | 0 |
| Disorderly Conducts | 574 | 144 | 74 | 130 | 192 | 33 |
| All Others | 640 | 147 | 88 | 83 | 253 | 67 |
| UCR TOTALS | 2599 | 619 | 313 | 540 | 915 | 207 |

2021 – 2022 UCR Data

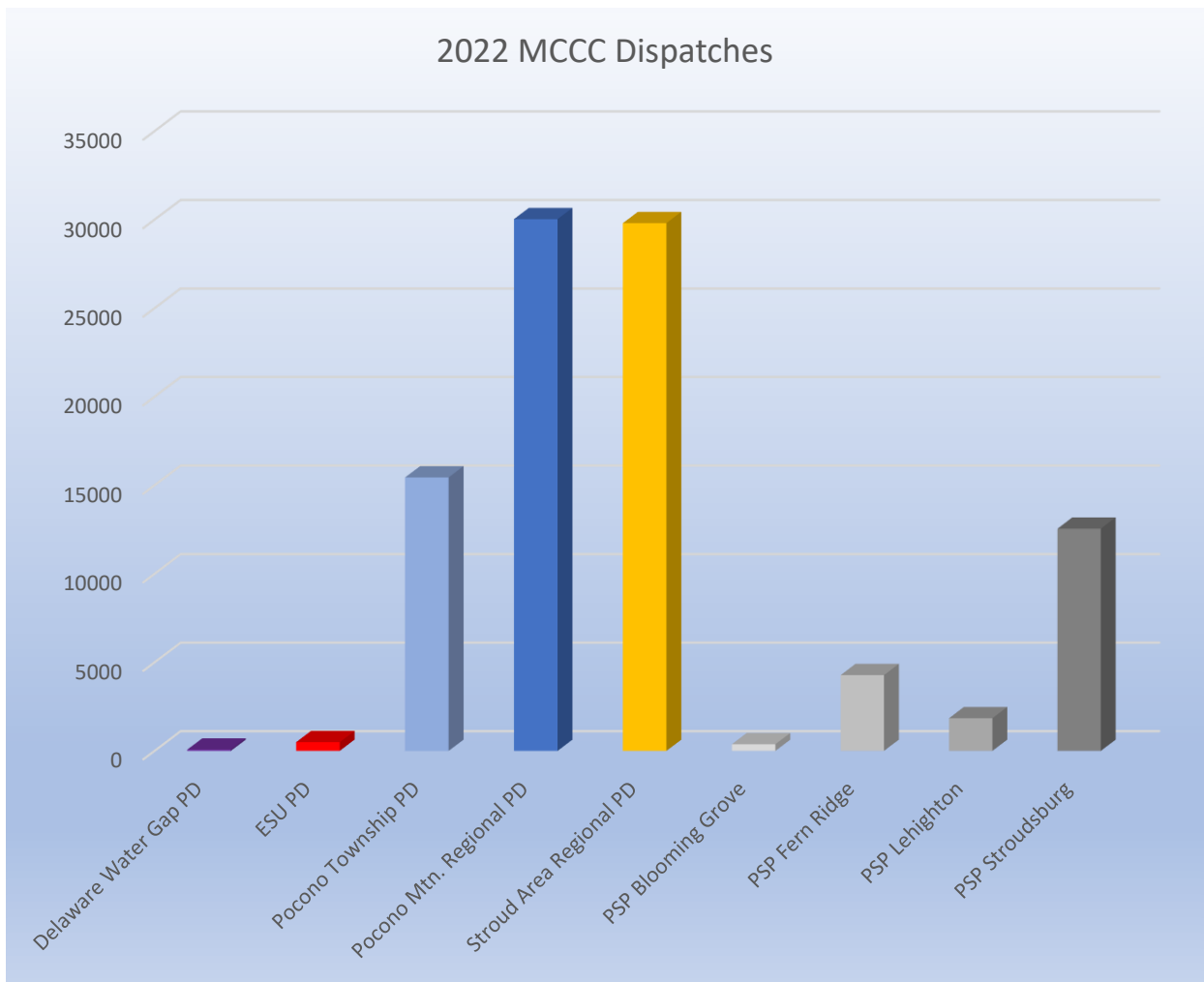


2014 - 2022 UCR Data

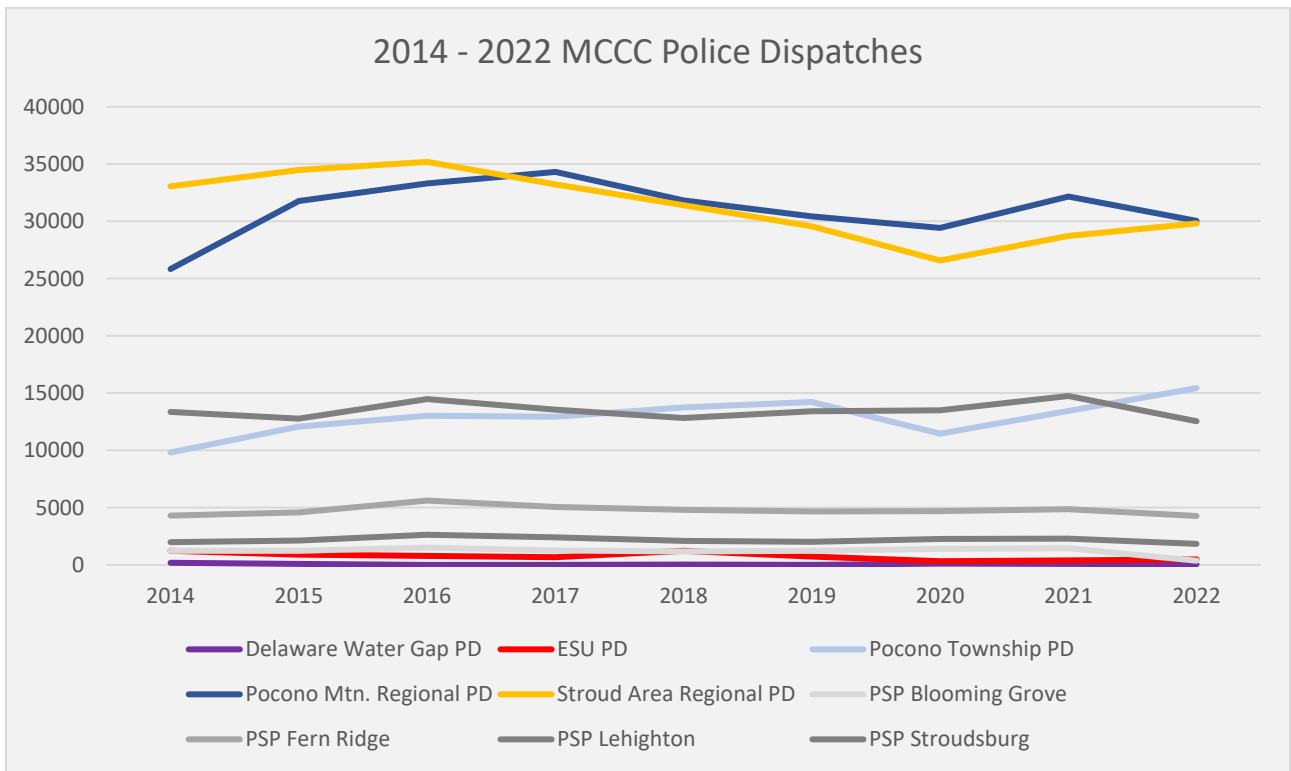
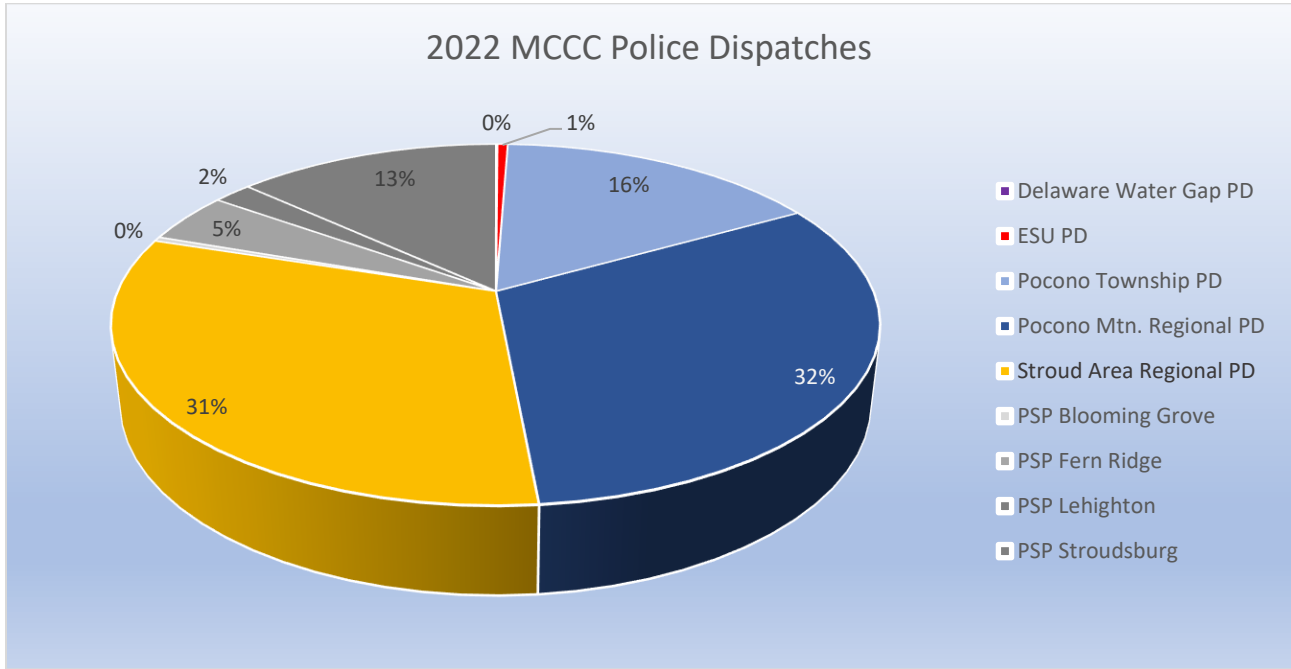


Monroe County Control Center 2022 Police Statistics

| Department | 2022 Calls Reported |
|------------------------------------|---------------------|
| Delaware Water Gap Police | 71 |
| East Stroudsburg University Police | 492 |
| Pocono Township Police | 15441 |
| Pocono Mountain Regional Police | 30026 |
| Stroud Area Regional Police | 29804 |
| PA State Police Blooming Grove | 373 |
| PA State Police Fern Ridge | 4279 |
| PA State Police Lehighton | 1844 |
| PA State Police Stroudsburg | 12548 |



Monroe County Control Center 2022 Police Statistics



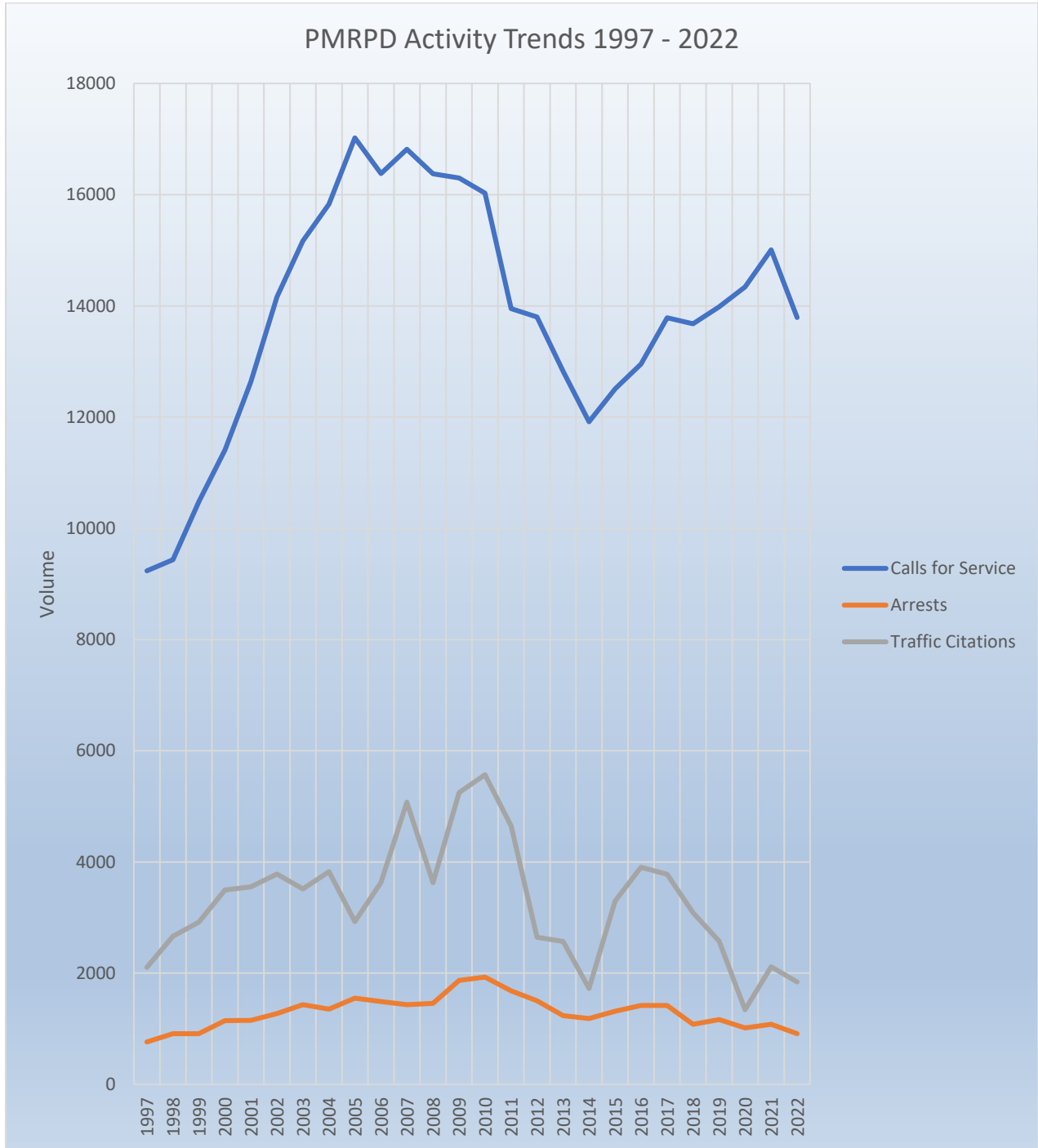
PMRPD Analysis

1997 – 2022

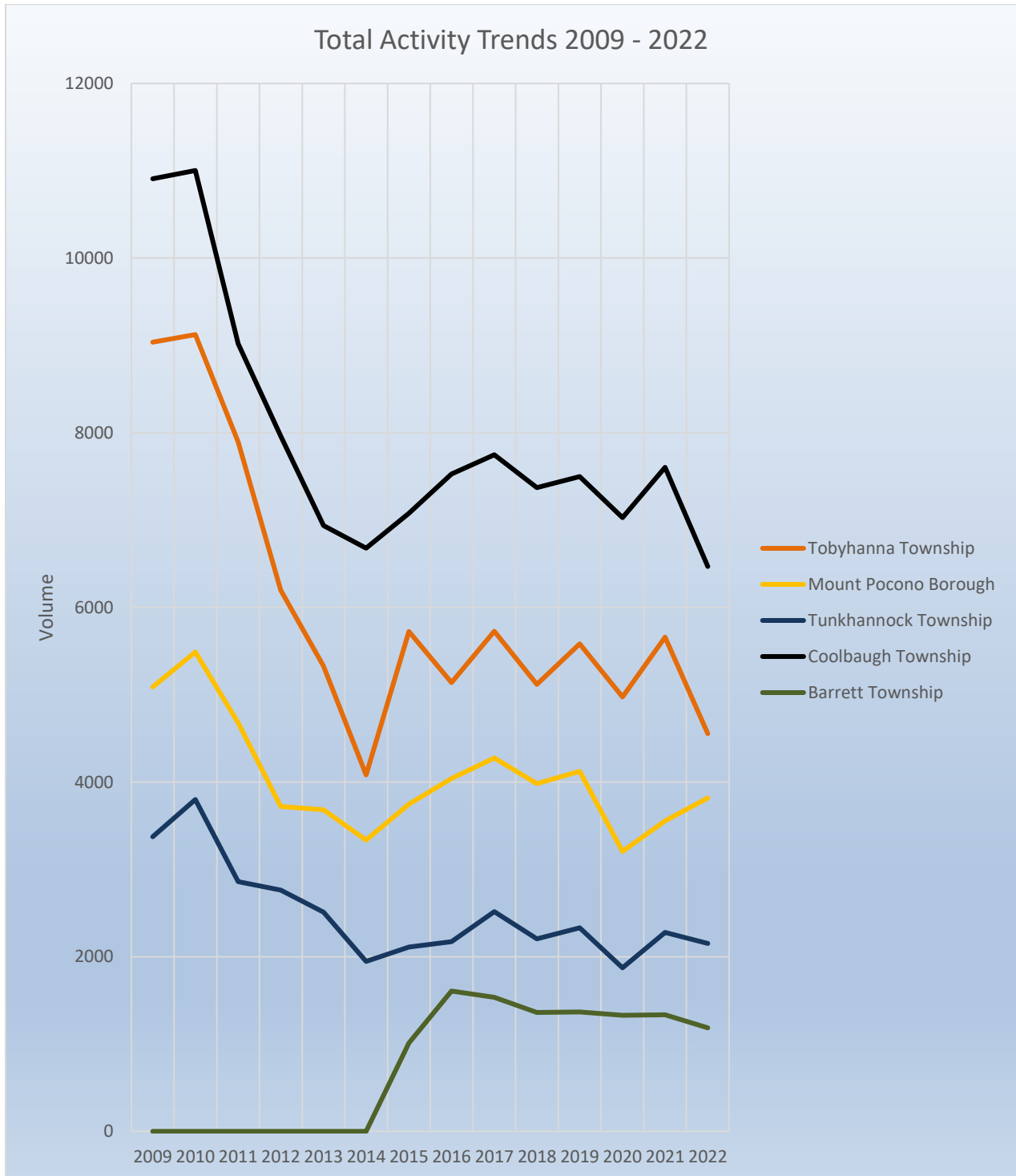
| YEAR | CALLS FOR SERVICE | CRIMINAL ARRESTS | TRAFFIC CITATIONS | BILLABLE OFFICERS | UNITS | PPU | BUDGET | TOTAL OFFICERS | CBA Raises | Total court Disbursements |
|------|-------------------|------------------|-------------------|-------------------|-------|--------|-----------|----------------|------------|---------------------------|
| 1997 | 9236 | 764 | 2105 | 26 | 104 | 17,831 | 2,100,570 | 28 | | \$ 4,529.36 |
| 1998 | 9436 | 914 | 2664 | 28 | 112 | 17,997 | 2,385,562 | 30 | | \$ 90,034.70 |
| 1999 | 10479 | 911 | 2917 | 29 | 116 | 19,427 | 2,642,343 | 31 | \$1,250 | \$ 108,155.40 |
| 2000 | 11411 | 1149 | 3498 | 30 | 120 | 20,660 | 2,868,278 | 32 | \$1,250 | \$ 122,749.10 |
| 2001 | 12635 | 1154 | 3555 | 30 | 120 | 23,033 | 3,135,498 | 32 | \$1,250 | \$ 116,149.25 |
| 2002 | 14164 | 1275 | 3782 | 31 | 124 | 26,602 | 3,711,484 | 33 | 7.5% | \$ 116,843.24 |
| 2003 | 15166 | 1436 | 3516 | 32 | 128 | 28,386 | 4,060,456 | 35 | 3.5% | \$ 110,093.54 |
| 2004 | 15831 | 1354 | 3825 | 32 | 128 | 28,906 | 4,163,863 | 35 | 7% | \$ 110,911.49 |
| 2005 | 17022 | 1553 | 2930 | 33 | 132 | 32,582 | 4,879,154 | 36 | 5.2% | \$ 93,145.91 |
| 2006 | 16379 | 1492 | 3635 | 34 | 136 | 33,267 | 5,112,597 | 37 | 1% | \$ 111,678.86 |
| 2007 | 16818 | 1436 | 5073 | 35 | 140 | 32,751 | 5,193,331 | 38 | 4% | \$ 145,945.56 |
| 2008 | 16376 | 1457 | 3629 | 37 | 148 | 33,094 | 5,545,580 | 40 | 4% | \$ 140,188.22 |
| 2009 | 16299 | 1871 | 5248 | 40 | 160 | 32,084 | 5,823,030 | 44 | 4% | \$ 175,080.40 |
| 2010 | 16028 | 1930 | 5568 | 40 | 160 | 31,699 | 6,007,999 | 44 | 4% | \$ 178,282.98 |
| 2011 | 13950 | 1683 | 4648 | 39 | 156 | 32,214 | 6,088,699 | 43 | 2% | \$ 144,002.80 |
| 2012 | 13802 | 1505 | 2648 | 35 | 140 | 34,463 | 5,721,404 | 39 | 3% | \$ 116,137.88 |
| 2013 | 12824 | 1236 | 2571 | 34.5 | 138 | 35,049 | 5,756,983 | 38 | 3% | \$ 98,478.49 |
| 2014 | 11916 | 1184 | 1726 | 32 | 128 | 37,787 | 5,627,573 | 36 | 0% | \$ 75,877.04 |
| 2015 | 12507 | 1315 | 3300 | 35 | 140 | 40,332 | 5,392,174 | 40 | 1% | \$ 94,464.58 |

| YEAR | CALLS FOR SERVICE | CRIMINAL ARRESTS | TRAFFIC CITATIONS | BILLABLE OFFICERS | UNITS | PPU | BUDGET | TOTAL OFFICERS | CBA Raises | Total court Disbursements |
|-------------|--------------------------|-------------------------|--------------------------|--------------------------|--------------|------------|---------------|-----------------------|-------------------|----------------------------------|
| 2016 | 12957 | 1420 | 3904 | 35 | 140 | 40,930 | 5,730,262 | 40 | 2% | \$123,339.33 |
| 2017 | 13786 | 1419 | 3777 | 36 | 144 | 41,301 | 5,947,357 | 41 | 3% | \$105,204 |
| 2018 | 13678 | 1083 | 3090 | 36 | 144 | 39,905 | 5,746,362 | 41 | 3% | \$86,910 |
| 2019 | 13983 | 1167 | 2575 | 37 | 148 | 40,751 | 6,031,153 | 44 | 3% | \$78,047 |
| 2020 | 14339 | 1014 | 1343 | 37 | 148 | 41,566 | 6,151,901 | 44 | 3% | \$57,790 |
| 2021 | 15010 | 1083 | 2114 | 38 | 152 | 40,994 | 6,231,163 | 45 | 3% | \$63,746 |
| 2022 | 13792 | 913 | 1844 | 40 | 160 | 42,137 | 6,742,007 | 47 | 3.5% | \$56,240 |

PMRPD Activity Trends



PMRPD Activity Trends



State Funded Programs

Aggressive Driving / Buckle up PA/ Liquor Control Grant

| Program | Dollars Received |
|-----------------------------------|------------------|
| Aggressive Driving / Buckle Up PA | \$ 18,851.10 |
| LCE Grant | \$ 0 |
| DUI | \$ 1,442.56 |

Extra Duty Details

Extra duty details are conducted from time to time to accommodate businesses, community events and other activities where additional security has been identified as a need by the requesting organization. These details are quoted at the department extra-duty rate. Once approved, the details are optional and fulfilled via officers volunteering during their time off hours. The amount paid to the department in 2022 for extra-duty details was \$52,502.39

MONEY DISBURSED THROUGH PARKING VIOLATIONS AND ALARM FINES 2012 THROUGH 2022

| Tobyhanna Township | 2012 | 2013 | 2014 | 2015 | 2016 | 2017 | 2018 | 2019 | 2020 |
|---------------------------|-----------------|---------------|---------------|--------------|-------------|--------------|---------------|---------------|---------------|
| Parking Violations | 925.00 | 490.00 | 350.00 | 3,750 | 1,850 | 950.00 | 330.00 | 650.00 | 200.00 |
| Alarm Violations | 125.00 | 300.00 | 225.00 | 100 | 625 | 200.00 | 475.00 | 125.00 | 500.00 |
| Total | 1,050.00 | 790.00 | 575.00 | 3,850 | 2475 | 1,150 | 805.00 | 775.00 | 700.00 |

| Tobyhanna Township | 2021 | 2022 |
|---------------------------|---------------|---------------|
| Parking Violations | 300.00 | 0.00 |
| Alarm Violations | 200.00 | 200.00 |
| Total | 500.00 | 200.00 |

| Mount Pocono | 2012 | 2013 | 2014 | 2015 | 2016 | 2017 | 2018 | 2019 | 2020 |
|---------------------|---------------|-----------------|-----------------|--------------|--------------|--------------|-----------------|-----------------|-----------------|
| Parking Violations | 700.00 | 2,775.00 | 1,575.00 | 8,650 | 7,075 | 5,350.00 | 2,150 | 2,350.00 | 1,450.00 |
| Alarm Violations | 50.00 | 250.00 | 350.00 | 50 | 25 | 475.00 | 625 | 900.00 | 650.00 |
| Total | 750.00 | 3,025.00 | 1,925.00 | 8,700 | 7,100 | 5,825 | 2,775.00 | 3,250.00 | 2,100.00 |

| Mount Pocono | 2021 | 2022 |
|---------------------|-----------------|-----------------|
| Parking Violations | 1,400.00 | 800.00 |
| Alarm Violations | 525.00 | 575.00 |
| Total | 1,925.00 | 1,375.00 |

FUNDS DISBURSED THROUGH PARKING VIOLATIONS AND ALARM FINES 2012 THROUGH 2022

| Tunkhannock Township | 2012 | 2013 | 2014 | 2015 | 2016 | 2017 | 2018 | 2019 | 2020 |
|-----------------------------|-------------|-------------|-------------|-------------|-------------|-------------|-------------|-------------|-------------|
| Parking Violations | 100.00 | 0 | 0 | 0 | 0 | 0 | 50 | 0 | 0 |
| Alarm Violations | 100.00 | 100.00 | 75.00 | 0 | 25.00 | 100.00 | 25 | 50.00 | 100.00 |
| Total | 200.00 | 100.00 | 75.00 | 0 | 25.00 | 100.00 | 75 | 50.00 | 100. |

| Tunkhannock Township | 2021 | 2022 |
|-----------------------------|-------------|-------------|
| Parking Violations | 0 | 0 |
| Alarms | 50.00 | 50.00 |
| Total | 50.00 | 50.00 |

| Coolbaugh Township | 2012 | 2013 | 2014 | 2015 | 2016 | 2017 | 2018 | 2019 | 2020 |
|---------------------------|-------------|-------------|-------------|-------------|-------------|-------------|-------------|-------------|-------------|
| Parking Violations | 1150 | 1050 | 815.00 | 1750 | 1800 | 3250 | 1450 | 1,500 | 300 |
| Alarm Violations | 50 | 625 | 850.00 | 0 | 275 | 800 | 1075 | 825 | 950 |
| Total | 1200 | 1675 | 1665 | 1750 | 2075 | 4050 | 2,525 | 2,325 | 1,250 |

| Coolbaugh Township | 2021 | 2022 |
|---------------------------|-------------|-------------|
| Parking Violations | 150.00 | 400.00 |
| Alarms | 900.00 | 300.00 |
| Total | 1050.00 | 700.00 |

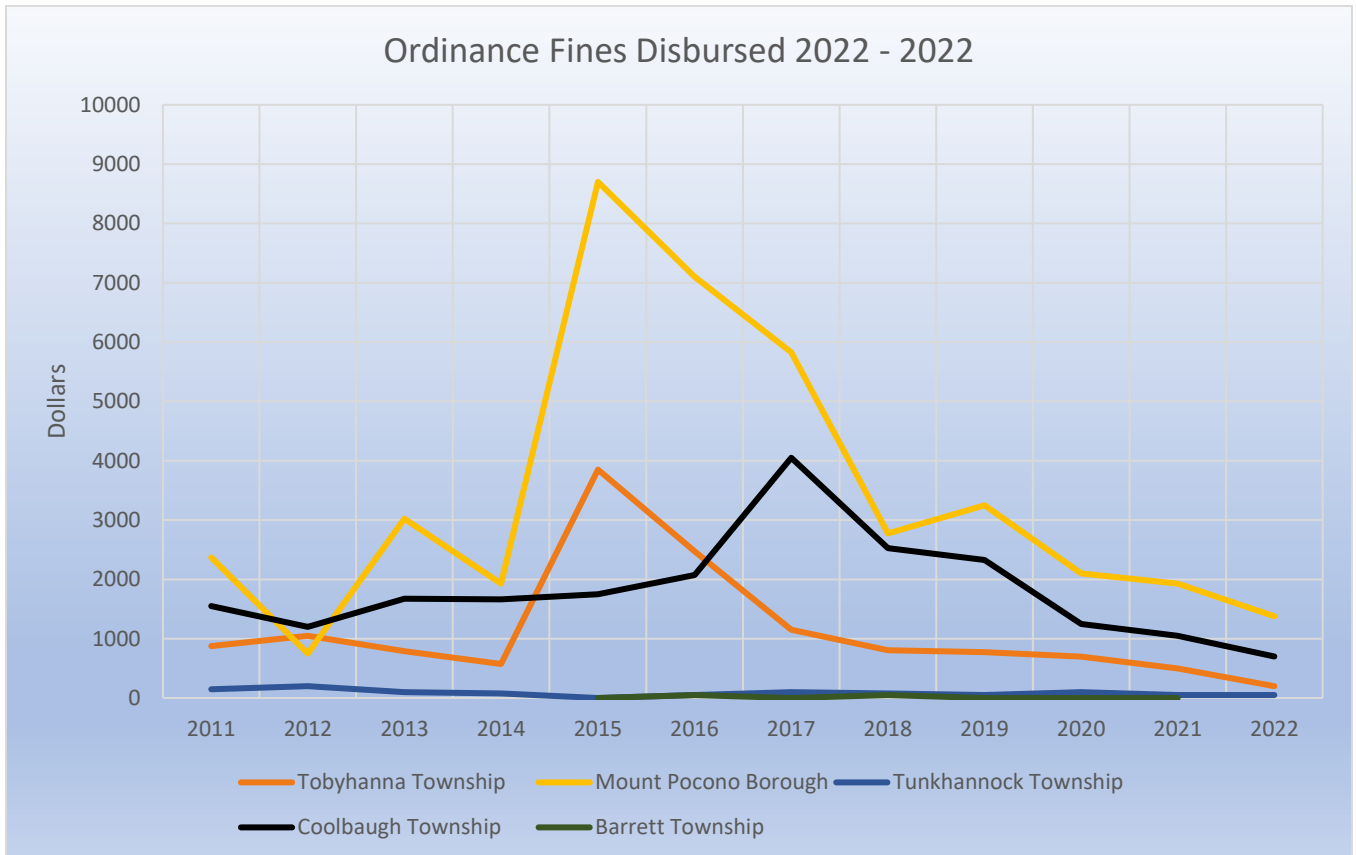
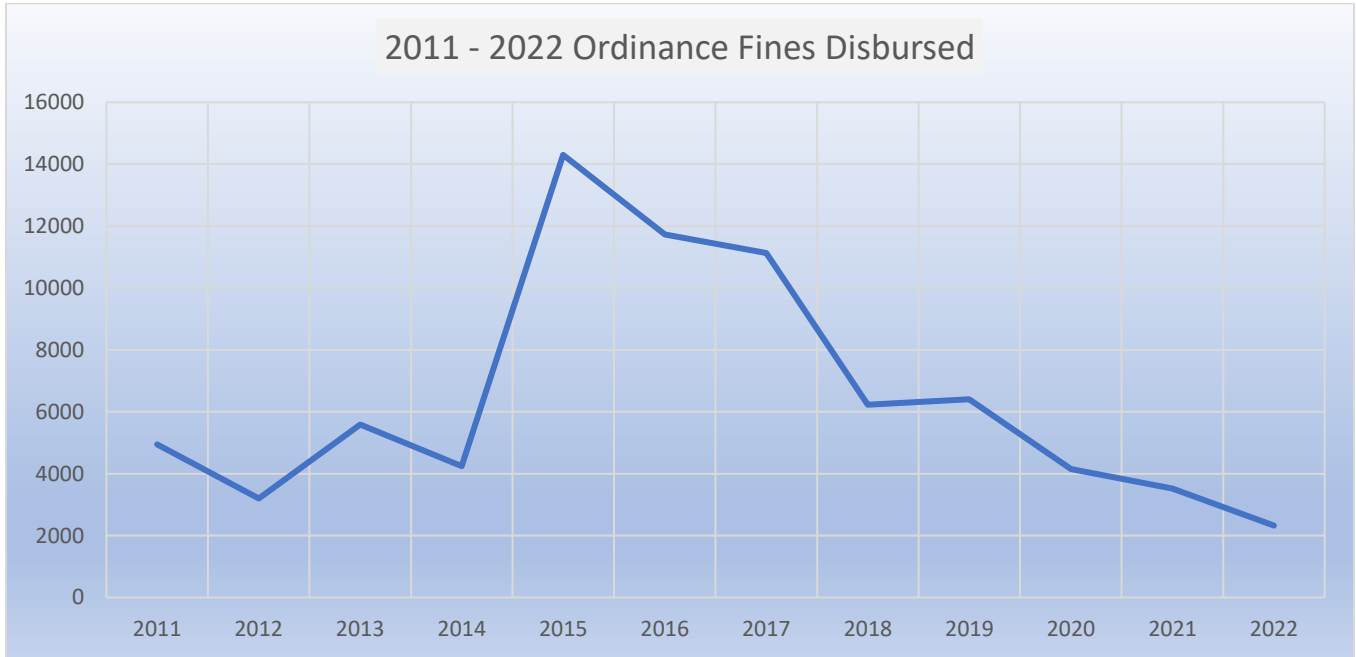
FUNDS DISBURSED THROUGH PARKING VIOLATIONS AND ALARM FINES 2012 THROUGH 2022

| Barrett Township | 2012 | 2013 | 2014 | 2015 | 2016 | 2017 | 2018 | 2019 | 2020 |
|--------------------|------|------|------|------|-------|------|------|------|------|
| Parking Violations | | | | 0 | 0 | 0 | 0 | 0 | 0 |
| Alarm Violations | - | - | - | 0 | 50.00 | 0 | 50 | 0 | 0 |
| Total | - | - | - | 0 | 0 | 0 | 0 | 0 | 0 |

| Barrett Township | 2021 | 2022 |
|--------------------|------|------|
| Parking Violations | 0 | 0 |
| Alarm Violations | 0 | 0 |
| Total | 0 | 0 |

| | Parking | Alarm |
|-------------|---------|-------|
| 2022 Totals | 1,200 | 1,125 |

Ordinance Disbursements



2022 Fleet

| Unit | Y/M/M | Purchased | 2022 Mileage | Total Mileage | 2022 Cost | Total Cost |
|------|-----------------------|-----------|--------------|---------------|------------|------------|
| 1 | 2017 Ford Explorer | 6/2017 | 24,780 | 122,725 | \$550.61 | \$7,203.23 |
| 2 | 2021 Ford Utility | 7/2021 | 36,408 | 57,727 | \$554.82 | \$674.83 |
| 4 | 2020 Ford Explorer | 7/2020 | 36,402 | 92,668 | \$614.83 | \$1,764.59 |
| 5 | 2020 Ford Explorer | 9/2020 | 28,211 | 66,886 | \$1,133.50 | \$1,352.73 |
| *6 | 2018 Ford Explorer | 2/2018 | 7,163 | 107,544 | \$235.10 | \$1,792.94 |
| 6 | 2022 Ford Utility | 8/2022 | 7,270 | 7,270 | \$31.86 | \$31.86 |
| *7 | 2017 Ford Taurus | 8/2017 | 1,714 | 111,238 | \$2,053.83 | \$5,540.31 |
| 7 | 2022 Ford Utility | 8/2022 | 9,771 | 9,771 | \$73.21 | \$73.21 |
| *8 | 2018 Ford Sedan | 8/2018 | 11,320 | 126,371 | \$591.23 | \$3,856.07 |
| 8 | 2022 Ford Utility | 8/2022 | 13,131 | 13,131 | \$78.72 | \$78.72 |
| 9 | 2020 Ford Explorer | 12/2019 | 37,478 | 102,680 | \$1,081.32 | \$2,057.80 |
| 10 | 2017 Ford Explorer | 4/2018 | 16,108 | 71,858 | \$1,184.06 | \$2,860.10 |
| 11 | 2015 Dodge Ram | 6/2015 | 2,701 | 75,115 | \$263.77 | \$2,141.26 |
| *12 | 2018 Ford Sedan | 8/2018 | 556 | 81,225 | \$0 | \$3,169.69 |
| 12 | 2022 Ford Utility | 8/2022 | 5,751 | 5,751 | \$23.88 | \$23.88 |
| 14 | 2021 Ford Utility | 7/2021 | 24,099 | 38,738 | \$451.21 | \$522.16 |
| 15 | 2020 Ford Explorer | 12/2019 | 15,273 | 70,568 | \$799.62 | \$1,966.59 |
| 16 | 2020 Ford Explorer | 7/2020 | 25,101 | 76,981 | \$1,175.04 | \$2,107.90 |
| 17 | 2020 Ford Explorer | 12/2019 | 36,431 | 85,235 | \$864.83 | \$1,365.92 |
| 18 | 2020 Ford Explorer | 12/2019 | 27,099 | 98,188 | \$1,693.09 | \$3,301.23 |
| 20 | 2021 Ford Utility | 6/2021 | 26,896 | 40,896 | \$360.99 | \$474.26 |
| 21 | 2021 Ford Utility | 6/2021 | 28,436 | 44,710 | \$402.86 | \$561.57 |
| 22 | 2021 Ford Utility | 6/2021 | 34,015 | 51,381 | \$645.91 | \$711.49 |
| 38 | 2018 Harley Davidson | 8/2018 | 231 | 4,277 | \$115.44 | \$734.66 |
| 39 | 2018 Harley Davidson | 8/2018 | 290 | 5,876 | \$0 | \$480.63 |
| 40 | UC | 5/2016 | 21,302 | 147,546 | \$95.21 | \$1,258.96 |
| 41 | UC | 2/2018 | 18,959 | 111,356 | \$723.00 | \$1,866.64 |
| *42 | UC | 3/2020 | 10,486 | 60,174 | \$219.36 | \$427.16 |
| 42 | UC | 11/2022 | 2,724 | 2,724 | \$0 | \$0 |
| 43 | UC | 10/2017 | 13,600 | 89,759 | \$719.33 | \$2,410.99 |
| 44 | UC | 2/2018 | 14,714 | 79,149 | \$443.16 | \$1,181.89 |
| 45 | UC | 7/2015 | 8,705 | 118,361 | \$53.94 | \$2,712.30 |
| 46 | UC | 8/2016 | 13,966 | 107,328 | \$1,420.09 | \$3,995.46 |
| 47 | UC | 12/19 | 20,290 | 71,308 | \$697.81 | \$1,130.63 |
| 48 | UC | 1/2017 | 3,973 | 107,750 | \$20.83 | \$2,469.18 |
| 49 | UC | 4/2019 | 15,360 | 48,884 | \$64.33 | \$561.54 |
| 60 | 2006 Ford E350 | 4/2010 | 379 | 70,428 | \$36.85 | \$1,752.79 |
| 61 | 2022 Ford Transit Van | 7/2022 | 2,230 | 2,230 | \$0 | \$0 |
| 62 | 2011 Ford F550 | 4/2011 | 487 | 7,924 | \$105.48 | \$1,494.25 |

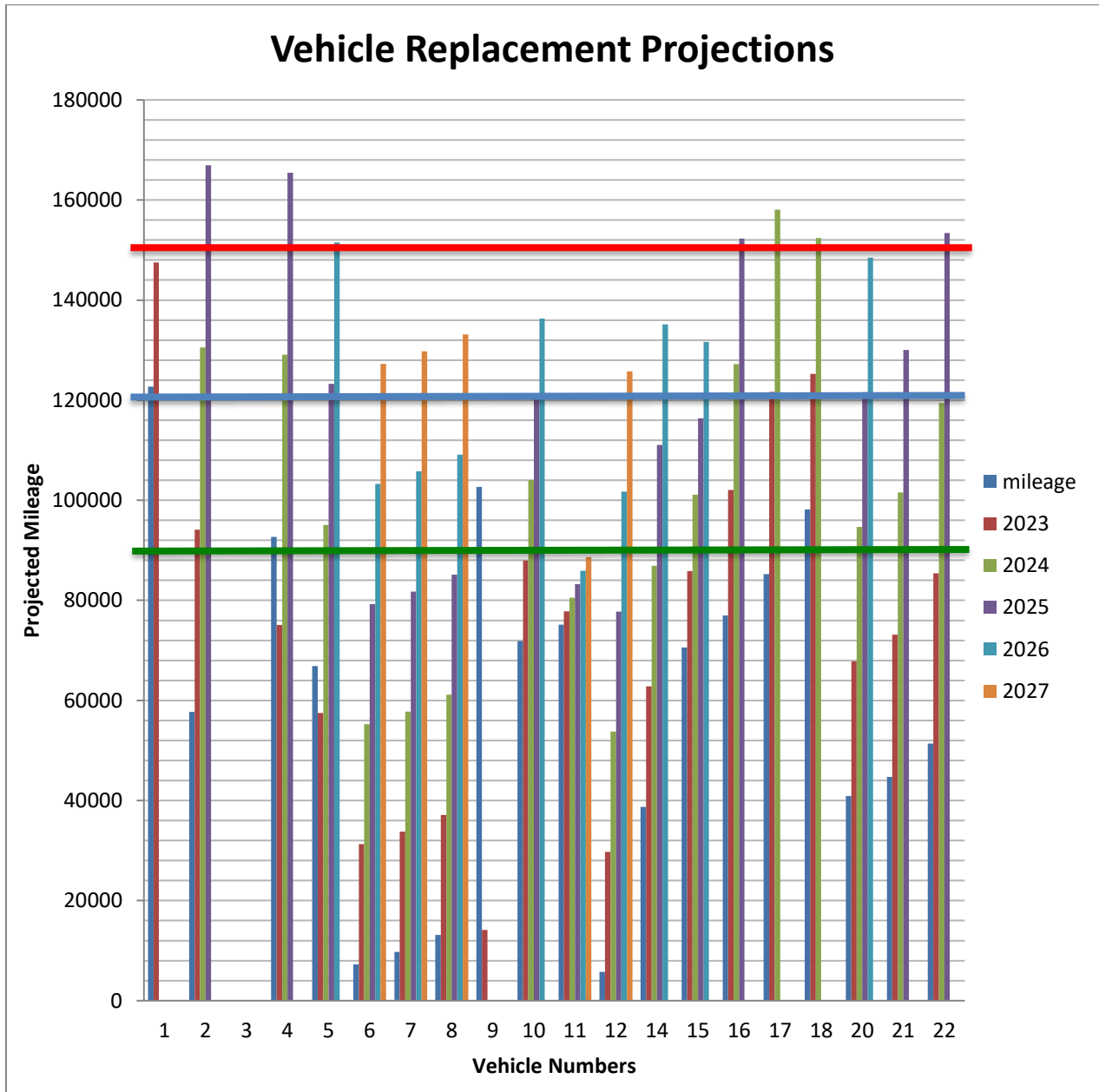
2022 Fleet

| Unit | Y/M/M | Purchased | 2022 Mileage | Total Mileage | 2022 Cost | Total Cost |
|------|-------|-----------|--------------|---------------|-----------|------------|
| 77 | UC | 7/2020 | 6,685 | 102,088 | \$479.19 | \$1,088.49 |
| 78 | UC | 8/2020 | 15,100 | 33,110 | \$128.25 | \$1,209.75 |
| 79 | UC | 1/2017 | 2,921 | 96,392 | \$0 | \$2,692.03 |

* Decommissioned

Annual Miles 15,000 - 25,000 Miles > 25,000 Miles
 Total Miles 90,000 - 110,000 / 110,001 - 120,000 / > 120,001
 Annual Costs \$1,000 - \$2,000 Costs > \$2,000 Costs
 Total Costs \$2,000 - \$5,000 / > \$5,000

Fleet Projections



Industry Standards for replacement of Police Patrol Sedans is between 90,000 - 120,000 Miles. For sport utility vehicles and trucks, the replacement schedule is 120,000 - 150,000 miles. 150,000 miles is an advised maximum threshold. Recommended annual mileage is 20,000 or less.

2022 Fleet

Replacement vehicle projections:

2023: 4 vehicles: 4 Replacements

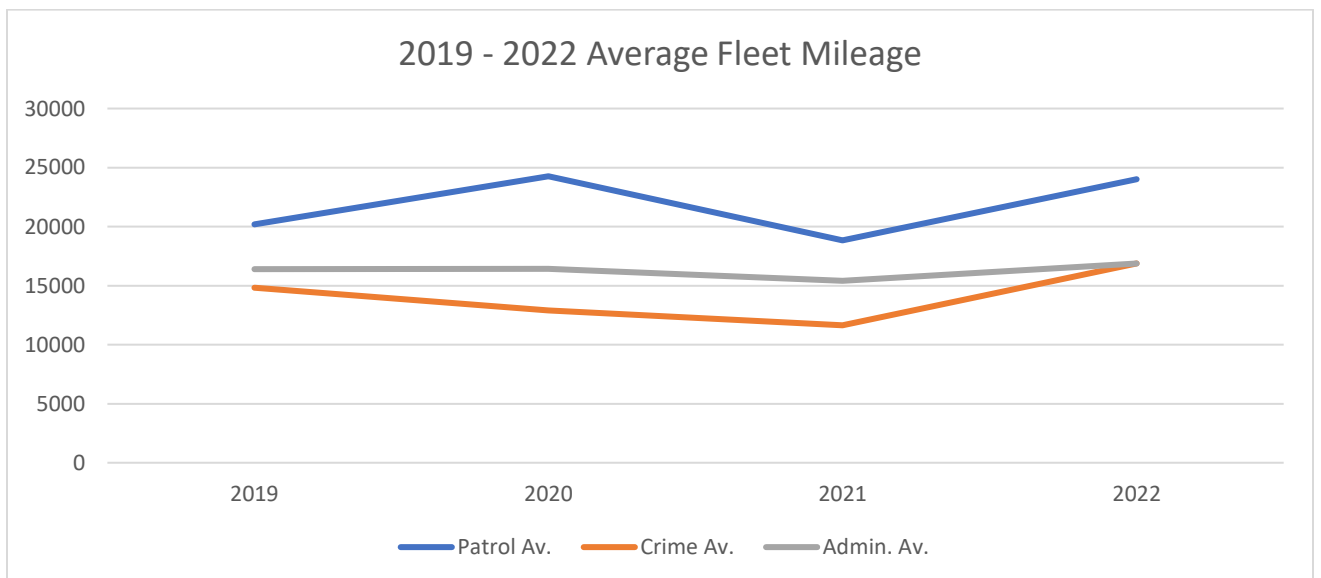
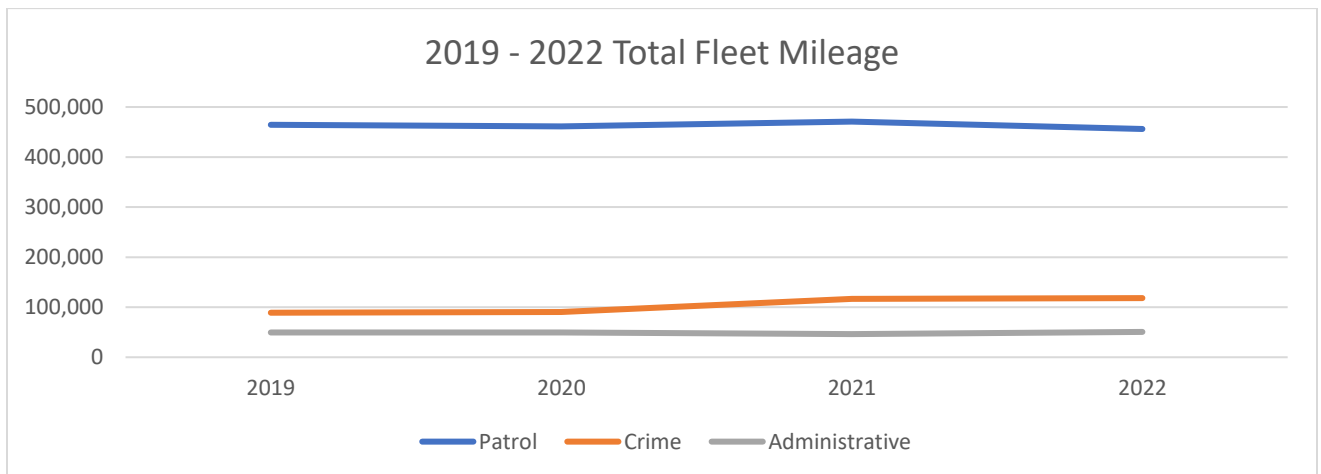
2024: 5 vehicles: 5 Replacements

2025: 4 vehicles: 4 Replacements

2026: 2 vehicles: 2 Replacements

2027: 4 vehicles: 4 Replacements

| Patrol Vehicles | Undercover Vehicles | Administrative Vehicles | Special Service Vehicles |
|-----------------|---------------------|-------------------------|--------------------------|
| 456,114 miles | 118,157 miles | 50,628 miles | 3,617 miles |
| Average mileage | Average mileage | Average mileage | Average mileage |
| 24,006 | 16,879 miles | 16,876 miles | 723 |





In 1998, Governor Tom Ridge established the Pennsylvania regional counter terrorism task force system. The Pocono Mountain Regional Police have been active in the Northeast Pennsylvania Counter Terrorism Task Force (NEPACTTF) since the onset. In 2022, the Pocono Mountain Regional Police continues to be an active participant in the NEPACTTF. The NEPACTTF is one of 9 Homeland security task force regions within Pennsylvania. The NEPACTTF provides all hazards planning for the 9 counties within the region. These counties include Monroe, Lehigh, Northampton, Carbon, Pike, Lackawanna, Luzern, Wayne and Susquehanna.

Chief Chris Wagner continues in his role as the Law Enforcement Committee Chairman of the NEPACTTF. The NEPACTTF is funded by grants through the Federal Emergency Management Agency and funneled through the Pennsylvania Emergency Management Agency. While federal grant funds continue to decrease, the Pocono Mountain Regional Police still benefits from participation in the organization. In 2022, the NEPACTTF continued to provide equipment and training for the officers of the Pocono Mountain Regional Police.

Pocono Mountain Regional Police Foundation



Board members:

President: **John Lamberton**
Vice-President: **Robert Jones**
Secretary: **Mathew Nero**
Treasurer: **Francis DePiano**
Member: **Chris Wagner**
Member: **Nick Igdalsky**
Member: **David Moyer**
Member: **James Apgar**
Member: **Cathleen Dunn**
Member: **Robert Miller**
Member: **Tracy Fox**

Strong community partnerships are built with a strong Pocono Mountain Regional Police Foundation

Pocono Mountain Regional Police Foundation

In 2022, the Pocono Mountain Regional Police Foundation continued its strong support to the men and women of the Pocono Mountain Regional Police Department. The PMRPF continued in its philanthropic role to supplement the budget by providing needed training, equipment and community engagement above that of allocated budgetary funds. The Foundation also reaches out and takes a role in supporting our community with various contributions and sponsorships.

In 2022, The PMRPF reimbursed the department \$13,775.46 for the following equipment and fees:

| Equipment | Cost |
|--|-------------|
| Charging Stations for Electronic Evidence. | \$264.12 |
| AED Electrodes | \$628.99 |
| Training Safety Helmets | \$3,355.92 |
| K9 Supplies and Equipment | \$1,974.33 |
| K9 Boarding | \$518.00 |
| K9 Veterinarian Fees | \$586.70 |
| Dues and Fees | Cost |
| Accreditation Fee | \$1,000.00 |
| Misc. K9 Fees | \$100.00 |
| Bike Patrol IMBPA Dues | \$120.00 |
| Retired Officer Service Weapon | \$250 |
| Grant Writer | \$3,712.50 |
| LSA Grant Application Fee | \$600.00 |
| Training | Cost |
| K9 Training | \$664.90 |

Pocono Mountain Regional Police Foundation

The PMRPF also engaged in various community outreach initiatives to give back to the community as a whole. These donations included the following:

| Philanthropy | Cost |
|--|-------------|
| Tobyhanna Little League Donation | \$350 |
| PMW Little League Donation | \$350 |
| Pocono Organics Membership | \$1,400 |
| Fly in Breakfast Advertisement | \$250 |
| Police Memorial Week Luncheon | \$196 |
| PMR EMS Roundup | \$500 |
| Joe Sullivan Donation | \$500 |
| PMSD SADD T-Shirts | \$726 |
| Halloween Candy | \$500 |
| Shop with a Cop | \$5,000 |
| Dunkin Donut Christmas Cards for the Community | \$300.00 |

The total amount funded by the PMRPF for 2022 totaled **\$23,847.46**

Department of Community and Economic Development Regional Police Data

| | Pennsylvania Regional Police Departments Average | Pocono Mountain Regional Police |
|---|---|--|
| Full Time Officers | 20 | 41 |
| Population Served | 17,832 | 43,299 |
| Square Miles | 49 | 228 |
| Officers per 1000 Population | 1.12 | .94 |
| Average Police Budget | \$3,398,524 | \$8,286,235 |
| Average Cost per Officer | \$170,000 | \$202,103 |
| Average per capital cost | \$190 | \$191 |