




2018

Pocono Mountain Regional Police Annual
Report



Chief Christopher Wagner
Pocono Mountain Regional Police
Department
3/1/2019

Table of Contents:

Introduction	Page 3-4
PMRPC Representatives	Page 5
Pennsylvania County Maps	Page 6
Municipality Fact Sheets	Page 7-8
PA Consolidated Police Departments	Page 9
Employee Fact Sheet	Page 10
Department Employees	Pages 11-12
Organizational Chart	Page 13
Employee Fact Sheet	Page 14
Special Unit Activity	Page 15
Training	Pages 16-18
Partnerships	Page 19
Units of Service / Budget	Page 20-21
Mortgage	Page 21
Changes in Hours	Pages 22-23
Activity	Pages 24-25
Assigned Time Breakdown	Page 26-27
Funds Disbursed through District Courts	Pages 28-29
Municipality Hours / Activity Breakdown	Pages 30-34
Municipality Hourly Comparison	Pages 35-41
Municipality Activity Comparison	Pages 42-48
Purchased Vs. Actual Hours Breakdown	Pages 49-54
Managed Hours Breakdown	Pages 55-59
Municipality Hours Allocation	Pages 60-64
Allocated Time and UCR Trends	Pages 65-80
Uniform Crime Report Data	Pages 81-83
Monroe County Control Center Statistics	Pages 84-85
PMRPD Time Analysis	Pages 86-87
PMRPD Activity Trends	Pages 88-89
State Funded Programs	Page 90
Funds Dispersed through Ordinances	Pages 91-93
Fleet	Pages 94-97
NEPACTTF	Page 98
Pocono Mtn. Regional Police Foundation	Pages 99-101

To: The Chairman and members of the Pocono Mountain Regional
Police Commission
From: Chief Christopher Wagner
Subject: 2018 Annual Report

Introduction

To the members of the Pocono Mountain Regional Police Commission, I would like to take this opportunity to reflect on the continued support and success of the Pocono Mountain Regional Police Department during the 2018 year.

The 2018 year continued to be a year of a consistent, professional and proactive approach to the law enforcement services that we provide to our communities. We adhere to a best practices method of policing which flows through all aspects of our operation. We also continue to engage in various partnerships through government and community organizations which further supplement the training, equipment and involvement that our Police Department provides to our municipalities.

2018 was a year in which there was elevated turnover in personnel. Elevated turnover has been witnessed nationwide in the law enforcement community and the Pocono Mountain Regional Police Department was not immune from this trend. In 2018, we had three resignations for various reasons and 1 retirement. To balance this turnover, we continued with our hiring process and by the end of 2018, we had brought on two new officers and more are coming in 2019.

Overall, 2018 stayed the same as far as hours provided to the municipalities. The hours remained at 1440 hours per week of police service, the same as 2017. The region did experience a decrease in overall call volume, criminal arrests and traffic enforcement activity from 2017 to 2018. These types of decreases are generally correlated to manpower shortages and tie into department turnover. Total police activity for 2018 took a slight decrease after experiencing increases for the past 4 years. For the second year in a row, however, the Pocono Mountain Regional Police received the most calls for service as recorded by the Monroe County Control Center at 31,827 calls. The region did see an increase in overall numbers of motor vehicle accidents during 2018.

2018 data also showed an increase in patrol time, which has been increasing since 2016. At the same time, investigative hours decreased in 2018 and have also experienced a steady drop for the last two years. While this drop in investigative hours can be attributed to many factors, UCR data must be factored into this equation.

Type 1 UCR crimes were found to have dropped from 2017 to 2018 and have been slowly dropping since 2014. Type 1 UCR crimes are serious crimes that incur more investigative time than that of type 2 UCR crimes which are less serious in nature. We have noted however, a slight increase in type 2 UCR crimes over the same period.

In Conclusion, the men and women of the Pocono Mountain Regional Police remain committed to providing a well trained, professional and motivated police service to the residents of Tobyhanna, Tunkhannock, Coolbaugh and Barrett Townships and the Borough of Mount Pocono. It is our goal to maintain law, order and safe highways for our residents and visitors. We strive to ensure safe communities that will foster a better quality of life and nurture growth in our businesses. Respectively submitted:

Christopher Wagner

Chief Christopher Wagner

2018 Pocono Mountain Regional Police Commission

Tobyhanna Township (3)

- David Moyer (Chairman)
- David Carbone
- Brendon Carroll

Mount Pocono Borough (2)

- Frederick Courtright (Treasurer)(1/1/2018 – 9/11/2018)
- Claudette Williams
- Michael Penn (10/9/2018 – 12/31/2018)

Tunkhannock Township (2)

- Fran DePiano (Vice Chairman)
- Juan Adams

Coolbaugh Township (3)

- Lynn Kelly
- Kurt Cummings (Secretary)
- Alma Ruiz-Smith

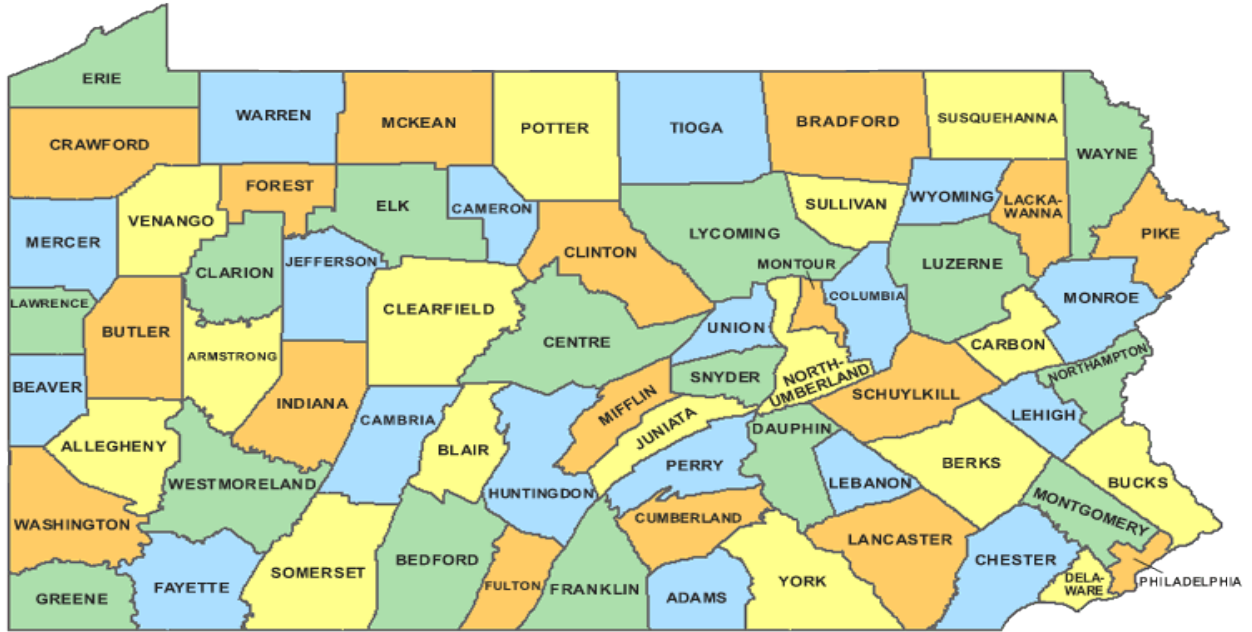
Barrett Township (1)

- John Seese

Solicitor:

Attorney Harry Coleman

Pennsylvania Counties



Copyright 2005 digital-topo-maps.com

2018 Fact Sheet

Serving the communities of Tobyhanna Township, the Borough of Mount Pocono, Tunkhannock Township, Coolbaugh Township and Barrett Township.



The five municipalities of the Pocono Mountain Regional Police encompass approximately 228 square miles or 38% of the total land mass of Monroe County. We serve an approximate population of 43,057 or 25% of the population of Monroe County.

Pocono Mountain Regional Police

2018 Fact Sheet

Service Area	Square Miles	Road Miles	Municipal Roads	State Roads	Population Served
PMRPD TOTAL	228	335.1	195.17	142.93	43,057
Tobyhanna Township	50	88.68	50.06	38.62	8,484
Mount Pocono Borough	3	21.55	15.95	5.60	3,170
Tunkhannock Township	38	52.66	27.43	25.23	6,789
Coolbaugh Township	85	108.79	63.71	45.08	20,389
Barrett Township	52	63.42	38.02	25.40	4,225

Pennsylvania Consolidated Police Departments

Pennsylvania Consolidated Police Departments:

Number of Consolidated Agencies: 36

Number of Counties Served: 23

Number of Municipalities Served: 119

Number of Townships Served: 59

Number of Boroughs Served: 60

Number of School Districts Served: 2

Square Mileage Served: 1,556

Total Population Served: 606,970

Total Officers: 605 Full Time

120 Part Time

Average Officer per 1000 population: 1.1 Officer

PMRPD Average Officer per 1000 population: .94

Average cost per capita: \$161

PMRPD average cost per capita: \$138

Employees

Employees	Start of 2018	End of 2018
Sworn Employees	41	39
Non-Sworn Employees	6	5

2018 New Hires: 2

Nathaniel Edmonds: 04/09/2018

Joshua Soto: 04/09/2018

2018 Promotions: 0

2018 Lateral Transfers: 0

2018 Retirements: 1

Officer Larry Raisner: November 1, 2018

2018 Resignations: 4

Officer Amanda Healy: May 21, 2018

Officer Mathew Steidel: August 29, 2018

Officer Ryan King: November 25, 2018

Mechanic Tom Petrosino: October 9, 2018

2018 Separation: 0

2018 Employee Listing and Organizational Chart

(See next two Pages)

2018 Pocono Mountain Regional Police Employee Listing

Title	Badge	Name	Date of Hire	Date of Separation
Chief	1	Chris Wagner	6/13/1994	
Lieutenant	2	Kris Vogt	1/14/2002	
Lieutenant	3	Steve Williams	1/7/1995	
Officer	11	Jeffrey Lutz	2/21/1994	
Detective	18	Christopher Boheim	1/2/1995	
*Detective Sgt.	23	Kenneth Lenning	3/29/1989	2/3/2020
*Detective	27	John Bohrman	7/22/1993	7/31/2021
Corporal	28	Steven Mertz	2/12/1997	
Sergeant	32	Charles LaRue	11/16/1998	
Officer	33	Richard Michaels	2/15/1999	
Officer	34	Maurice Vaccaro	6/7/1999	
Officer	35	Joseph Lutkowski	1/31/2000	
Detective/Cpl.	37	Lucas Bray	1/22/2001	
Officer	39	Daniel Jones	6/19/2002	
Corporal	41	Matthew Nero	1/20/2003	
School Res. Ofc.	43	Daniel Smelas	10/16/2003	
Detective	45	Michael Sciarillo	5/2/2005	
Officer	46	Scott Dunlap	6/1/2005	
Sergeant	47	Nicholas Mecca	6/5/2006	
Officer	49	Jeff Papi	9/20/2006	
Sergeant	50	David Posluszny	1/29/2007	
Officer	53	Keith Eichler	7/30/2007	
Officer	54	Derek Metzger	2/19/2008	
Detective	57	Kyle VanNote	8/4/2008	
Officer	58	Donald Scarfo	2/2/2009	
School Res. Ofc.	60	Erica Burk	2/2/2009	
Corporal	61	Robert Miller	2/2/2009	
Officer	63	Derek Chaffee	2/2/2009	
School Res. Ofc.	65	Jason Wile	8/3/2009	
Officer	67	Jesse Bohrman	8/4/2014	
Officer	68	Robert Sheranko	9/1/1998	
Officer	70	Ryan Venneman	5/1/1999	
**Officer	72	Lawrence Raisner	9/1/2000	11/1/2018
Officer	74	Carmine Saprana	8/31/2015	
Officer	75	Michael Benner	2/1/2016	
***Officer	76	Matthew Steidel	9/26/2016	8/29/2018
Officer	77	Jack Apgar	10/31/2016	
Officer	78	Eric Johnson	1/2/2017	
***Officer	79	Ryan King	2/27/2017	11/25/2018

2018 Pocono Mountain Regional Police Employee Listing

Title	Call Sign	Name	Date of Hire	Date of Separation
***Officer	80	Amanda Healy	5/22/2017	5/21/2018
#Officer	81	Nathanial Edmonds	4/9/2018	
#Officer	82	Joshua Soto	4/9/2018	
Exec. Assistant		Kathy Matisak	8/15/1988	
Records Manager		Barb Wieand	1/14/2002	
Secretary		Laura Deane	6/19/2006	
Secretary		Marianne Avosso	6/11/2007	
Admin. Assistant		Susan Kopp	2/2/2009	
***Mechanic		Thomas Petrosino	4/1/2003	10/9/2018

* - Drop Program

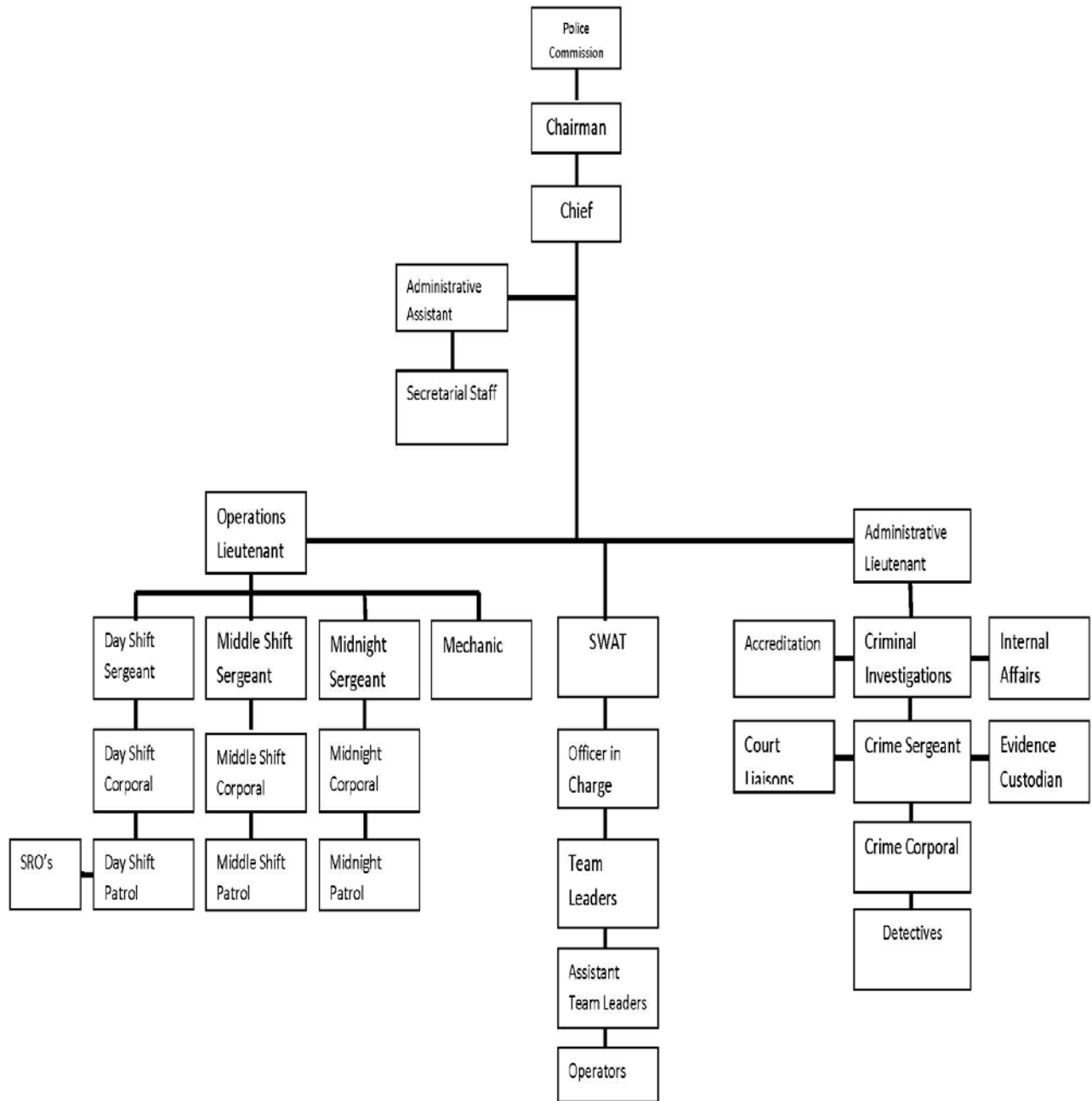
** - Retirement

*** - Resignation

*****-Transfer

- New Hire

2018 Pocono Mountain Regional Police Organizational Chart



Pocono Mountain Regional Police

2018 Fact Sheet

Sick Time:

15 members of the PMRPD used no sick time during 2018. These Officers were: Chief Chris Wagner, Lieutenants Steve Williams and Kris Vogt, Detective Corporal Lucas Bray, Detectives Michael Sciarillo, Ryan Venneman and Kyle VanNote, Officers Maurice Vaccaro, Scott Dunlap, Jeff Papi, Jesse Bohrman, Jack Apgar, Eric Johnson, Nate Edmonds and Joshua Soto.

The number of sick days taken during 2018 by all officers was 85 for an average of 2 days per officer. Sick time was down significantly from 2017, by 57%. The number of sick days taken for non-sworn employees was 40. The average number of sick days for the non-sworn members was 8 sick days per employee. This was up from 2017 by 38%.

Commendations:

2 commendations were given out this year to the following Officers:

To Detective Corporal Lucas Bray and Corporal Robert Miller for their investigation into the death of Chun Michael Deng which occurred on December 8th 2013 in Tunkhannock Township. The investigation resulted in the successful prosecution of 30 individuals and the conviction of Pi Delta Psi fraternity in November of 2017.

Pocono Mountain Regional Police

2018 Fact Sheet

Canine Activity:

Corporal Matt Nero / K9 Creed: *101 deployments

- \$17, 743 US Currency
- 2,517 bags of Heroin
- 16.1 lbs of Marijuana
- 102 grams of Cocaine
- 340 grams of Crack Cocaine
- 2 grams of Ecstasy
- 430 grams of Methamphetamine

5 assists
3 apprehensions
0 bites
26 community events

Officer Joe Lutkowski / K9 Hilo: *136 deployments

- \$481 US Currency
- 570 bags of Heroin
- 4.5 lbs of Marijuana
- 28 grams of Cocaine
- 40 grams of Methamphetamine

4 assists
4 apprehensions
0 bites
10 community events

* Weights are approximations.

SWAT Activity: 1 Team Activation: 1 in Tobyhanna Township

Pocono Mountain Regional Police

2018 Fact Sheet

Training:

The Pocono Mountain Regional Police Department strives to provide as much training as possible, given the responsibilities of a law enforcement organization, in relation to the budget allocation. In 2018, the Department budgeted \$30,000 towards training and \$8,000 towards police academy training. This training allocation is disbursed between department staff to keep up with the ever increasing responsibilities of initial and continuing education. All officers are required to attend the Municipal Police Officer Education and Training Commissions (MPOETC) mandatory updates. We also have required certifications and re-certifications for departmental trainers. There are also, mandatory in-house training requirements that take place throughout the year. The Pocono Mountain Regional Police Department received the following training for various officers during 2018:

- 1) ACT 120 Police Academy Training
- 2) ACT 120 Mandatory Updates
- 3) Internal Affairs Investigation
- 4) Critical Decision Making for Complex Coordinated Attacks
- 5) CPR training
- 6) First Aid training
- 7) AED training
- 8) Pennsylvania Chiefs of Police Conference
- 9) Pennsylvania Labor Relations Conference
- 10) International Association of Chiefs of Police Conference
- 11) Advanced Media Relations
- 12) Cody Connect Records Management Conference
- 13) Commonwealth Law Enforcement Assistance Network
- 14) PA Coalition against Rape; Connections between Strangulation
- 15) CRISIS Mental Health Training
- 16) Drug Delivery Resulting in Death Investigations
- 17) Interviewing Alcohol and Impaired Subjects
- 18) FBI Chemical Industry Outreach

Pocono Mountain Regional Police

2018 Fact Sheet

Training Continued:

- 19) Below 100
- 20) Firearms
- 21) OC Aerosol Instructor
- 22) Use of Force
- 23) Sharpen your Edge; Perception of Danger
- 24) Motorcycle Operator in-house
- 25) Specialized Vehicle in-house
- 26) California Narcotics Canine Association Training
- 27) Narcotics Detection
- 28) In-house K9 Training
- 29) Hostage Negotiations Seminar
- 30) Excel for Traffic Accident Reconstruction
- 31) Pedestrian Collision Investigation
- 32) PA Narcotics Officer Association Conference
- 33) Cyber Threat Analysis
- 34) Project Chameleon; Dark Web Investigations
- 35) Tactical Medical Instructor
- 36) Police Response to Active Shooter
- 37) Tactical Combat Casualty Care
- 38) Ballistics; from Guns to Blasts
- 39) Standard Field Sobriety Training Instructor
- 40) Mental Health First Aid
- 41) NRA Select Fire Instructor
- 42) Safety and Survival Training
- 43) Long Rifle 1
- 44) SWAT Team Leader Development

Pocono Mountain Regional Police

2018 Fact Sheet

Training Continued:

- 45) Police Motorcycle Operator
- 46) Crime Scene Photography
- 47) Gathering Intelligence through On-Line Sources
- 48) Property and Evidence Management
- 49) Advanced Practical Homicide Investigation
- 50) Monthly Marksmen Training
- 51) North American Police Working Dog Association Conference
- 52) Detective and New Criminal Investigator Training
- 53) Interviewing Juveniles
- 54) Quarterly Crisis Negotiations Training
- 55) Supervising Critical Incidents
- 56) Law Enforcement Officers Killed and Assaulted (LEOKA) Training
- 57) Crime Prevention Through Environmental Design
- 58) Police Physical Fitness Coordinator
- 59) Snap-Chat Investigations and Forensics
- 60) Gathering Intelligence for Tactical Operations
- 61) On-Scene Collision Investigations Level 1
- 62) Advanced Roadside Impaired Driving
- 63) Street Crimes Seminar
- 64) Report Writing
- 65) In-House Firearms

Pocono Mountain Regional Police Partnerships

Partnership:

1) Pocono Mountain School District – School Resource Officer (SRO) Program

- The Pocono Mountain Regional Police Department currently has 4 SRO's within the Pocono Mountain School District (PMSD). These Officers are currently positioned within 4 main buildings within the district and rotate on occasion.
- PMSD has reimbursed the PMRPD \$381,219.18, for the SRO program in 2018.
- PMSD has reimbursed the PMRPD \$11,791.16 for extra duty assignments.

2) Drug Enforcement Administration Task Force

- The Pocono Mountain Regional Police continued its partnership with the DEA Task Force in 2018.
- Detective Michael Sciarillo continued as the PMRPD DEA task force representative
- The PMRPD has been reimbursed \$10,412.16 for overtime in 2018.
- The PMRPD has received \$128,983.24 in asset forfeiture during 2018.

3) Monroe County Drug Task Force

- The Pocono Mountain Regional Police continues to participate in the Monroe County Drug Task Force (MCDTF).
- The MCDTF has reimbursed the PMRPD \$11,918.32 for overtime in 2018.

4) Northeast Pennsylvania Counter Terrorism Task Force (NEPACTTF)

- The PMRPD continues to participate in the NEPACTTF
The NEPACTTF has purchased various equipment for PMRPD SWAT Operations.
- The total cost for the equipment provided by the NEPACTTF was \$ 14,337.53.

5) Pocono Mountain Regional Police Foundation (PMRPF)

- The PMRPD continues to receive support through the Pocono Mountain Regional Police Foundation. In 2018, the PMRPF purchased equipment for and reimbursed the department a total of \$26,543.68 (see pages 101-103).

6) Cedar Crest College

- The Pocono Mountain Regional Police continued its partnership with Cedar Crest College in 2018. Cedar Crest College continues to provide annual and quarterly crime mapping reports to the PMRPD.

Pocono Mountain Regional Police

2018 Fact Sheet

Units of Service:

The Pocono Mountain Regional Police uses a unit of service concept whereby municipalities purchase a requested number of hours by unit. A unit of service is equal to 10 hours of service. This unit of service is known as a Police Protection Unit or PPU. The 2018 cost per PPU was \$41,301.09. Officers activity is tracked through the submission of their activity reports. Through the data obtained in these reports, time spent on police activity within our municipalities is broken down and applied to the number of hours requested. This activity is reflected and presented monthly at our police commission meetings.

2018 Budget Hours Breakdown

2017 Total Hours Available per Week: 1440

2018 Total Hours Available per Week: 1440

2017 Total Hours Available per Day: 205.71

2018 Total Hours Available per Day: 205.71

Monthly Hours Days per Month

Municipality	2017 Hours	2018 Hours	2018 %	28	30	31
Tobyhanna	442.3	442.3	30.72	1769.3	1895.5	1958.7
Mt. Pocono	174.6	174.6	12.13	698.4	748.2	773.2
Tunkhannock	165.3	165.3	11.48	661.2	708.4	732
Coolbaugh	533.8	533.8	37.07	2135.2	2287.7	2363.9
Barrett	124	124	8.61	496	531.4	549.1
Totals	1440	1440	100	5760	6171.4	6377.1

2018 Total Income: **\$7,265,630.00**

2018 Total Expenses: **\$7,265.630.00**

2018 Unit of Service Cost: **\$41,301.09**

Pocono Mountain Regional Police 2018 Fact Sheet

2018 Budget / Mortgage – Municipal Breakdown

Municipal Budget Contributions:

Tobyhanna Township: \$1,826,747.22

Mount Pocono Borough: \$721,117.04

Tunkhannock Township: \$682,707.02

Coolbaugh Township: \$2,204,652.20

Barrett Township: \$512,133.52

Mortgage:

2018 Total Mortgage Paid: \$107,800.08

2018 Total Principal Paid: \$97,316.16

2018 Total Interest Paid: \$10,483.92

Remaining Balance: \$361,228.70

2018 Municipal Mortgage Contributions (Jan 2018 – Dec 2018):

***Tobyhanna Township:** 0% / \$0

Mount Pocono Borough: 31.08% / \$33,505.44

Tunkhannock Township: 33.78% / \$36,418.92

Coolbaugh Township: 35.13% / \$37,875.72

****Barrett Township:** 0% / \$0

*Tobyhanna Township paid off their portion of the mortgage in October 2017.

**Barrett Township as part of the regionalization process does not pay a mortgage contribution and does not have equity interest in the PMRPD building.

Pocono Mountain Regional Police

2018 Fact Sheet

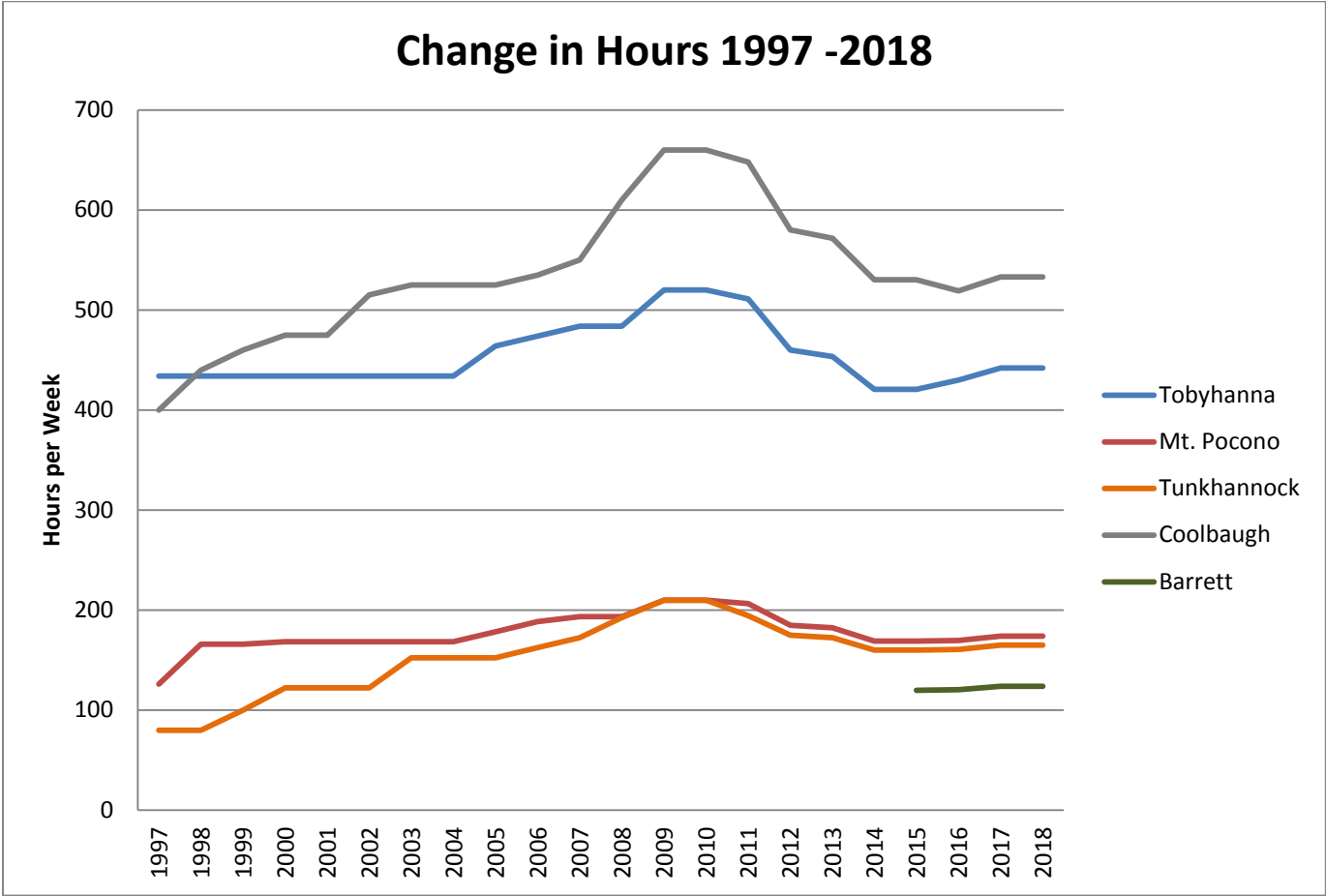
Change In Hours 1997 - 2018

Year	Tobyhanna Twp	Mt. Pocono	Tunkhannock Twp	Coolbaugh Twp	Barrett Twp	Change in hours
1997	434	126	80	400	N/A	1040 Total
1998	434	166	80	440	N/A	+80 / 1120 Total
1999	434	166	100	460	N/A	+ 40 / 1160 Total
2000	434	168.5	122.5	475	N/A	+ 40 / 1200 Total
2001	434	168.5	122.5	475	N/A	0 / 1200 Total
2002	434	168.5	122.5	515	N/A	+ 40 / 1240 Total
2003	434	168.5	152.5	525	N/A	+ 40 / 1280
2004	434	168.5	152.5	525	N/A	0 / 1280
2005	464	178.5	152.5	525	N/A	+ 40 / 1320
2006	474	188.5	162.5	535	N/A	+40 / 1360
2007	484	193.5	172.5	550	N/A	+40 / 1400
2008	484	193.5	192.5	610	N/A	+ 80 / 1480
2009	520	210	210	660	N/A	+ 120 / 1600
2010	520	210	210	660	N/A	0 / 1600
2011	511	206.5	194.6	647.9	N/A	- 40 / 1560
2012	460	185	175	580	N/A	- 160 / 1400
2013	453.47	182.3	172.5	571.73	N/A	- 20 / 1380
2014	420.61	169.09	160.00	530.30	N/A	- 100 / 1280
2015	420.61	169.09	160.00	530.30	120.00	1400 Total
2016	430	169.7	160.7	519	120.6	0 / 1400
2017	442	174	165	533	124	+ / 1440
2018	442	174	165	533	124	0 / 1440

Increase

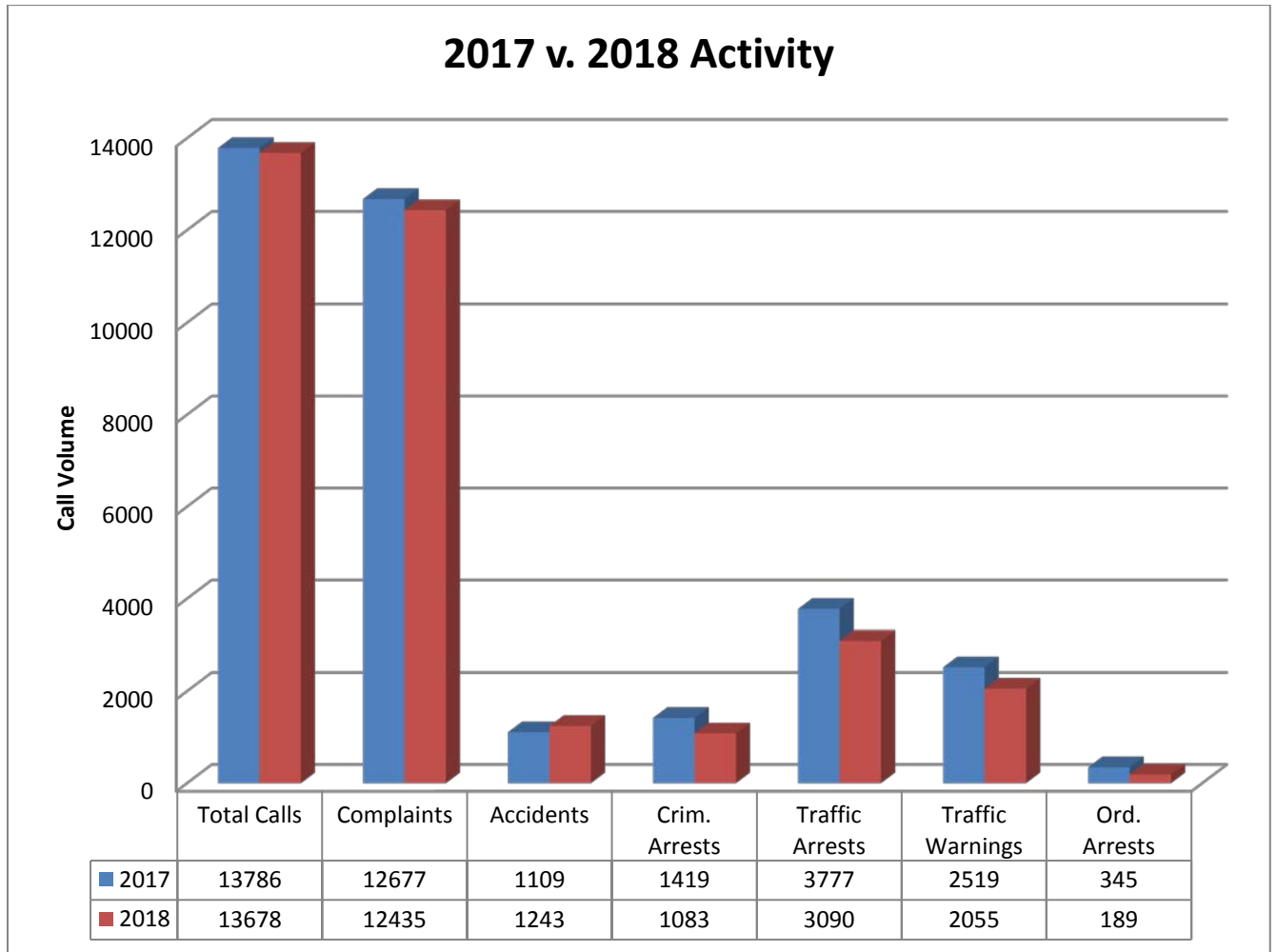
Decrease

Pocono Mountain Regional Police 2018 Fact Sheet



Pocono Mountain Regional Police Department 2017 vs. 2018 Activity

	2017	2018	Increase / Decrease	Percentage
Total Calls	13786	13678	-108	-.78%
Complaints	12677	12435	- 242	-1.9%
Accidents	1109	1243	+ 134	+12.08%
Criminal Arrests	1419	1083	- 336	-23.67%
Traffic Arrests	3777	3090	- 687	-18.18%
Traffic Warnings	2519	2055	- 464	-18.42%
Ordinance Arrests	345	189	- 156	-45.21%



Pocono Mountain Regional Police Department

2018 Total Activity

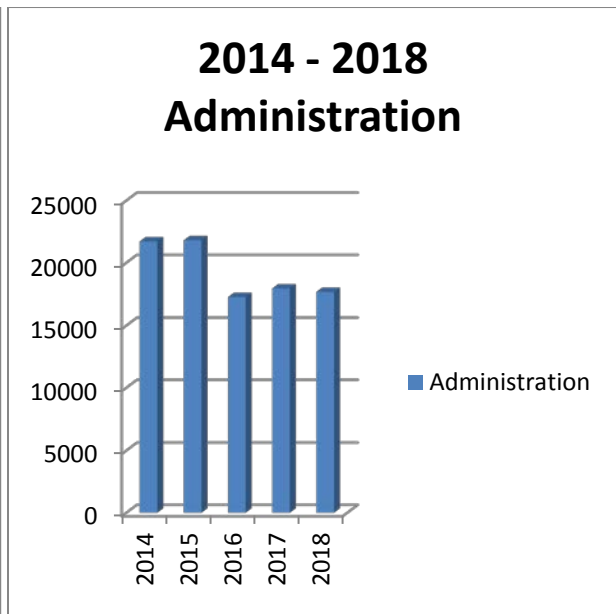
Hours

Activity

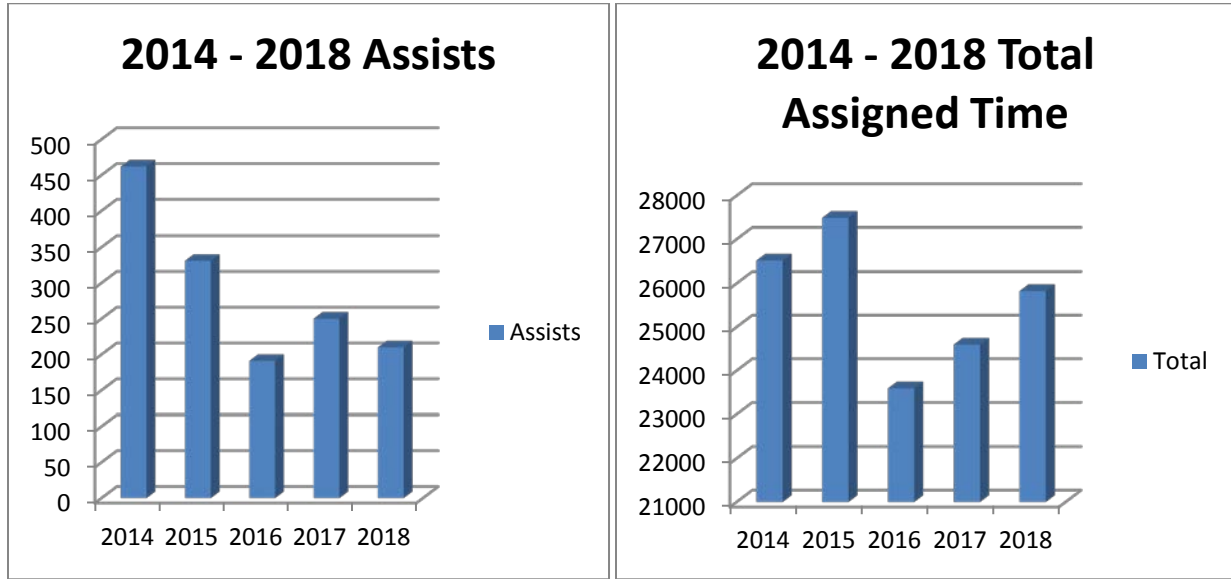
	Patrol	Investigations	Speed Timing	Court	Assigned	Complaints	Accidents	Criminal Arrests	Traffic Arrests	Warning	Ord. Arrests
January	2041.13	2322.00	.20	206.52	1807.15	1039	129	96	245	177	41
February	1893.62	1895.04	25.26	139.64	1806.44	887	102	93	271	184	12
March	2076.05	2067.59	17.77	160.62	2054.97	927	105	76	403	259	11
April	1697.68	2191.74	24.09	155.51	2101.98	940	82	83	246	160	8
May	1861.68	2012.77	29.60	228.49	2244.46	1121	85	83	310	177	11
June	1947.40	1792.56	48.76	148.06	2234.23	1073	101	125	291	210	20
July	1886.48	2110.76	62.84	176.78	2140.14	1246	104	100	295	155	24
August	1678.28	2233.24	43.75	155.23	2266.50	1165	109	95	309	171	13
September	1589.32	1956.59	21.36	227.10	2376.64	1016	95	72	148	119	12
October	1793.75	2246.00	17.28	158.15	2161.82	1073	95	94	170	134	7
November	1915.49	1973.17	17.05	143.18	2122.11	973	110	80	223	277	19
December	1580.09	2059.77	11.60	218.09	2507.45	975	126	86	179	132	11
Total	21961	24861	319.56	2117.37	25823.89	12435	1243	1083	3090	2055	189

Pocono Mountain Regional Police Assigned Time Breakdown

	Training	Administration	Assists	Total
January	227.72	1558.45	20.98	1807.15
February	479.33	1310.46	16.65	1806.44
March	715.25	1327.48	12.24	2054.97
April	936.92	1140.58	24.48	2101.98
May	1016.18	1220.88	7.40	2244.46
June	682.17	1545.45	6.60	2234.22
July	680.21	1447.90	12.03	2140.14
August	692.87	1559.73	13.90	2266.50
September	908.74	1440.73	27.16	2376.63
October	802.39	1337.34	22.09	2161.82
November	360.22	1738.70	23.19	2122.11
December	411.00	2073.00	23.45	2507.45
Total	7913.00	17700.70	210.17	25823.87



Pocono Mountain Regional Police Assigned Time Breakdown



Pocono Mountain Regional Police Department 2018 District Courts

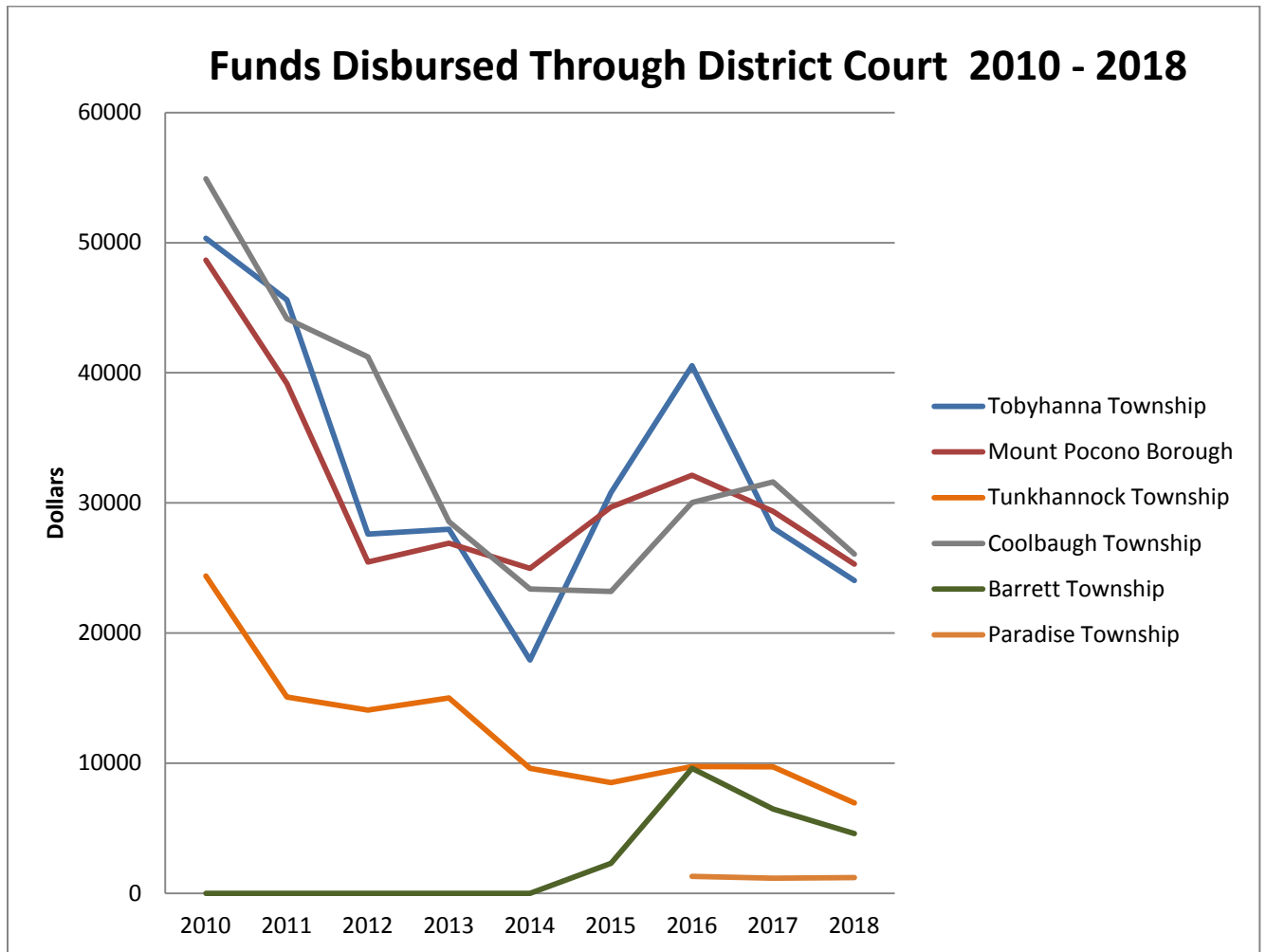
Funds Dispersed from District Courts 2011 – 2018

	2011	2012	2013	2014	2015	2016	2017	%
Tobyhanna Township	\$45,599.71	\$27,591.69	\$27,988.17	\$17,924.76	\$30,789.46	\$40,545.06	\$28,064.14	27%
Mount Pocono Borough	\$39,165.24	\$25,458.69	\$26,908.44	\$24,966.76	\$29,676.86	\$32,120.57	\$29,345.29	28%
Tunkhannock Township	\$15,086.41	\$14,080.02	\$15,023.11	\$9,605.07	\$8,512.59	\$9,752.59	\$9,720.36	9%
Coolbaugh Township	\$44,151.45	\$41,224.28	\$28,558.77	\$23,380.45	\$23,192.95	\$30,018.21	\$31,607.47	30%
* Barrett Township					\$2,292.72	\$9,608.48	\$6,468.48	6%
Total	\$144,002.81	\$108,354.68	\$98,508.49	\$75,877.04	\$94,464.58	\$122,044.91	105,205.74	100%

	2016	2017
Paradise Township	\$1,294.42	\$1,153.66

	2018	%
Tobyhanna Township	\$24,030.87	27.3%
Mount Pocono Borough	\$25,289.16	28.7%
Tunkhannock Township	\$6,947.76	7.9%
Coolbaugh Township	\$26,053.61	29.6%
Barrett Township	\$4,589.00	5.2%
Paradise Township	\$1,199.95	1.3%
Total	\$88,110.35	100%

Pocono Mountain Regional Police Department 2010 - 2018 District Courts



Pocono Mountain Regional Police Municipality Breakdown

Tobyhanna Township

	Patrol	Investigation	Speed Timing	Court	Assigned	Total
January	920.02	469.92	0	51.83	555.16	1996.93
February	740.73	416.16	10.72	43.25	554.94	1765.80
March	702.37	418.72	3.13	20.12	631.29	1775.63
April	599.20	408.57	3.97	14.28	645.73	1671.75
May	876.03	526.28	15.93	50.15	689.50	2157.89
June	963.87	447.87	28.60	20.87	686.35	2147.56
July	620.31	417.41	19.12	21.17	657.45	1735.46
August	718.04	428.39	17.40	30.81	696.27	1890.91
September	769.81	391.39	4.05	32.00	730.10	1927.35
October	829.09	391.66	5.76	26.72	664.11	1917.34
November	875.70	578.20	3.94	34.02	651.91	2143.77
December	656.95	534.60	2.65	41.15	770.29	2005.64
Total	9272.12	5429.17	115.27	386.37	7933.10	23136.03

	Total Calls	Complaints	Accidents	Criminal Arrests	Traffic Arrests	Traffic Warnings	Ordinance Arrests
January	262	224	38	19	65	54	5
February	272	244	28	21	63	48	3
March	233	207	26	18	105	62	1
April	228	204	24	19	57	44	0
May	303	281	22	14	100	58	3
June	326	304	22	47	108	81	2
July	346	315	31	29	79	52	1
August	309	278	31	31	95	57	1
September	252	228	24	16	36	42	2
October	264	241	23	22	45	45	2
November	255	230	25	27	59	59	3
December	267	226	41	17	47	37	2
Total	3317	2982	335	280	859	639	25

Pocono Mountain Regional Police Municipality Breakdown

Mount Pocono Borough

	Patrol	Investigation	VASCAR	Court	Assigned	Total
January	186.2	328.7	0	41.63	219.03	775.73
February	188.9	262.4	.5	48.20	218.94	718.97
March	245.3	314.6	.15	55.15	249.06	864.31
April	168.1	285.2	1.4	36.65	254.76	746.26
May	150.2	257	3.43	71.34	272.03	754.01
June	91.6	220	1.5	41.30	270.79	625.32
July	179.96	265.1	8.29	27.35	259.38	740.14
August	164.8	402.8	4.73	33.08	274.70	880.23
September	112.8	354.7	6.83	39.98	288.05	802.49
October	148.1	261.1	4.6	16.92	262.01	692.87
November	178.3	270.1	5.3	9.7	257.2	720.67
December	123.8	287.9	2.77	17.25	303.90	735.67
Total	1938.5	3510.2	39.50	438.55	3129.85	9056.67

	Total Calls	Complaints	Accidents	Criminal Arrests	Traffic Arrests	Traffic Warnings	Ordinance Arrests
January	198	167	31	29	63	45	11
February	157	135	22	21	85	50	2
March	172	144	28	23	139	88	6
April	148	130	18	17	81	35	3
May	195	168	27	18	85	44	3
June	178	150	28	25	59	27	10
July	212	184	28	24	82	43	19
August	226	193	33	24	89	48	9
September	148	119	29	14	32	34	5
October	205	283	22	24	58	43	2
November	181	154	27	13	91	46	12
December	166	138	28	25	46	38	7
Total	2186	1865	321	257	910	541	89

Pocono Mountain Regional Police Municipality Breakdown

Tunkhannock Township

	Patrol	Investigation	VASCAR	Court	Assigned	Total
January	130.63	428.19	.2	29.60	207.45	796.07
February	137.69	238.91	5.58	3	207.38	592.56
March	230.31	304.1	2.8	4.03	235.91	777.15
April	223.90	313.49	4.49	11.42	241.31	794.61
May	189.67	261.3	1.2	10.83	257.66	720.66
June	251.37	235.81	2.75	2.24	256.49	748.66
July	303.56	362.52	9.73	20.56	245.69	942.06
August	102.32	236.88	6.13	16.54	260.19	622.06
September	89.72	258.57	4.42	7.08	272.84	632.63
October	105.58	247.85	1	9.5	248.18	612.11
November	117.30	184.08	4.63	8	243.62	557.63
December	138.28	237.7	.14	5.5	287.86	669.48
Total	2020.33	3309.40	43.07	128.3	2964.58	8465.68

	Total Calls	Complaints	Accidents	Criminal Arrests	Traffic Arrests	Traffic Warnings	Ordinance Arrests
January	147	131	16	7	15	14	0
February	117	107	10	7	16	12	1
March	132	121	11	9	29	27	0
April	121	117	4	5	23	20	0
May	145	136	9	6	26	22	0
June	138	130	8	13	24	23	0
July	152	141	11	13	31	16	0
August	141	126	15	6	50	13	0
September	148	140	8	13	20	7	0
October	146	135	11	9	7	6	0
November	113	101	12	7	14	13	0
December	146	136	10	7	16	12	0
Total	1646	1521	125	102	271	185	1

Pocono Mountain Regional Police Municipality Breakdown

Coolbaugh Township

	Patrol	Investigation	VASCAR	Court	Assigned	Total
January	630.95	1008.6	0	72.13	669.91	2381.59
February	614.65	903.70	4.53	33.42	669.65	2225.95
March	592.18	924	5.8	73.65	761.78	2357.41
April	443.02	956.75	3.02	90.3	779.2	2272.29
May	506.50	852.72	3.7	91.15	832.02	2286.09
June	511.50	742.38	7.4	72.60	828.23	2162.11
July	530.02	844.45	9.83	105.83	793.35	2283.48
August	513.21	951.34	7.67	69.47	840.19	2381.88
September	486.27	734.09	4.01	115.44	881.02	2220.83
October	529.77	1039.27	3.59	95.63	801.39	2469.65
November	645.50	787.32	3.18	62.76	786.67	2285.43
December	628.05	846.74	6.04	147.94	929.51	2558.28
Total	6631.62	10591.36	58.77	1030.32	9572.92	27884.99

	Total Calls	Complaints	Accidents	Criminal Arrests	Traffic Arrests	Traffic Warnings	Ordinance Arrests
January	471	432	39	35	82	42	25
February	391	354	37	40	87	49	6
March	408	374	34	24	105	52	4
April	435	403	32	38	67	42	5
May	480	457	23	40	96	39	5
June	443	408	35	38	93	58	7
July	538	513	25	30	83	27	4
August	496	474	22	30	56	35	3
September	473	444	29	25	51	33	5
October	463	431	32	31	50	36	3
November	458	419	39	31	57	54	4
December	443	405	38	33	65	45	2
Total	5499	5114	385	395	892	512	73

Pocono Mountain Regional Police

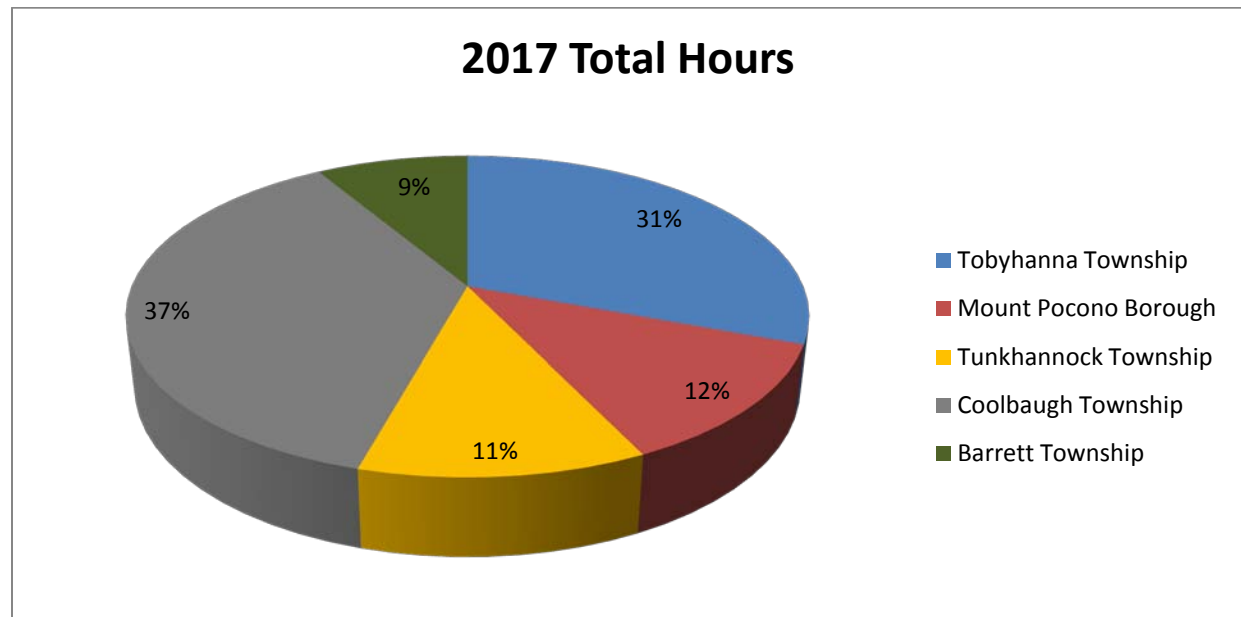
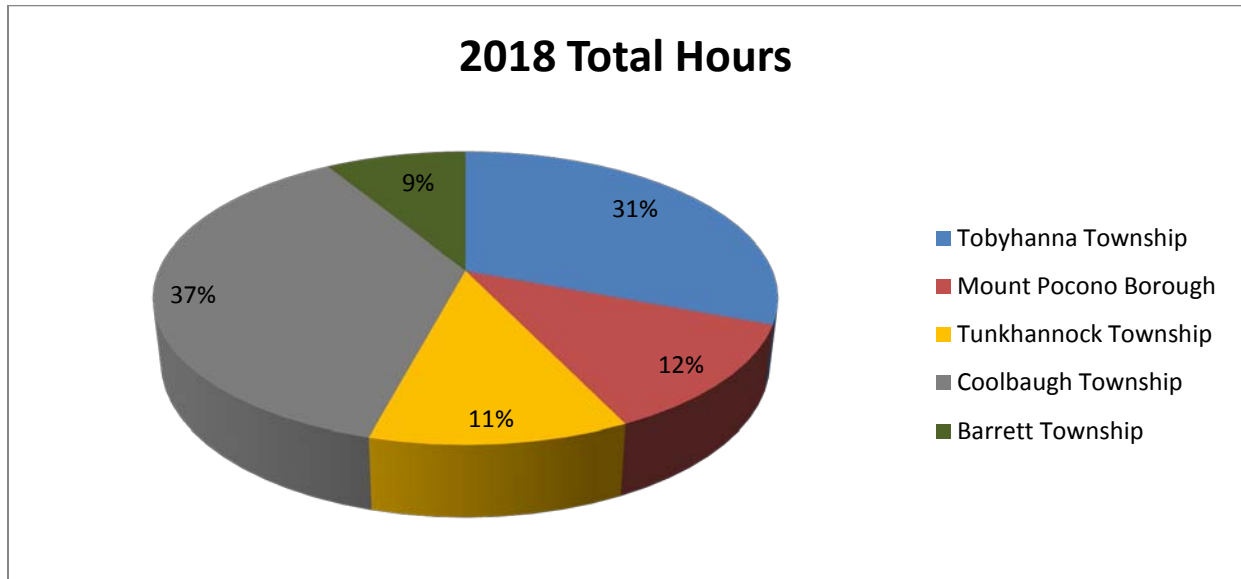
Municipality Breakdown

Barrett Township

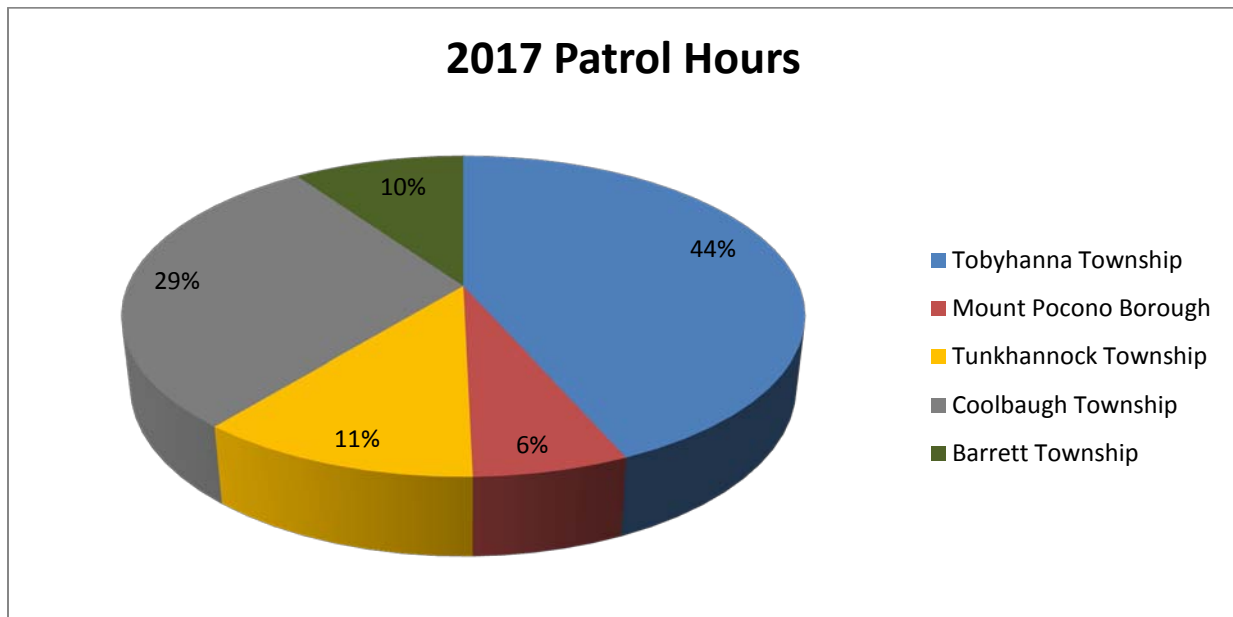
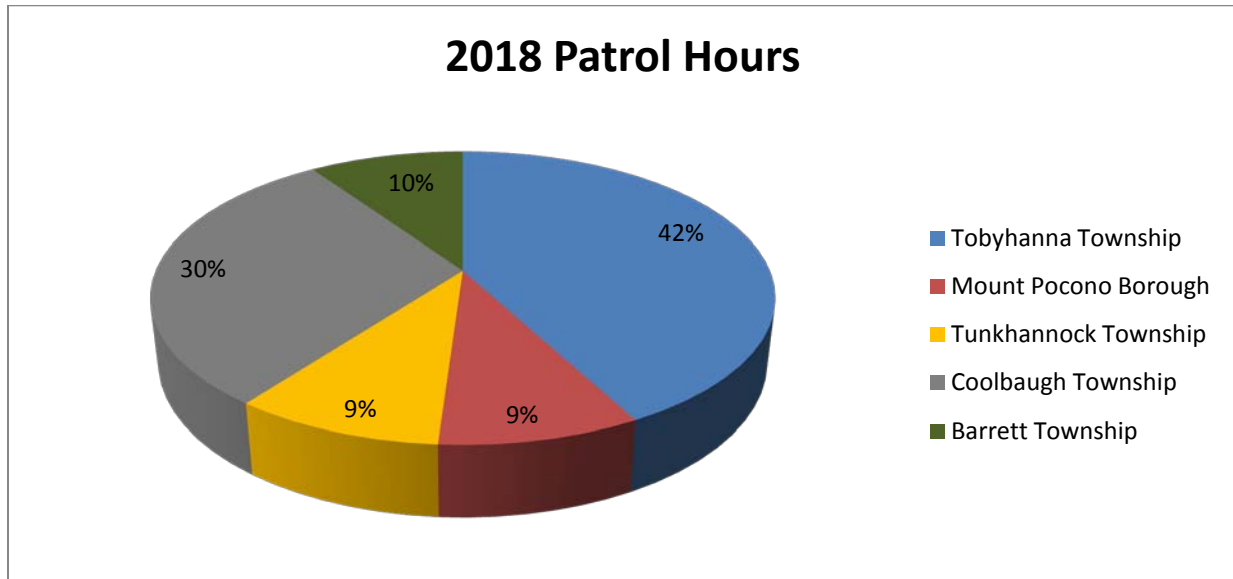
	Patrol	Investigation	VASCAR	Court	Assigned	Total
January	173.33	86.42	0	11.33	155.60	426.68
February	211.62	73.87	3.93	11.77	155.53	456.72
March	305.87	106.14	5.89	7.67	176.93	602.50
April	263.38	227.66	11.21	2.86	180.98	686.09
May	139.28	115.46	5.34	5.02	193.25	458.35
June	129.02	146.41	8.51	11.05	192.37	487.36
July	252.63	221.22	15.87	1.87	184.27	675.86
August	179.82	213.80	7.82	5.33	195.15	601.92
September	130.64	217.79	2.05	32.60	204.63	587.71
October	181.14	306.05	2.33	9.38	186.13	685.03
November	98.64	153.45	0	28.70	182.71	463.50
December	33.01	152.78	0	6.25	215.89	407.93
Total	2098.38	2021.05	62.95	133.83	2223.44	6539.65

	Total Calls	Complaints	Accidents	Criminal Arrests	Traffic Arrests	Traffic Warnings	Ordinance Arrests
January	87	82	5	2	20	21	0
February	52	47	5	4	20	24	0
March	84	78	6	2	25	30	0
April	87	83	4	4	18	19	0
May	77	73	4	5	3	14	0
June	85	77	8	2	7	21	1
July	99	90	9	4	20	17	0
August	98	90	8	4	19	15	0
September	87	83	4	4	9	3	0
October	86	79	7	8	10	4	0
November	72	65	7	2	2	4	0
December	73	64	9	4	5	0	0
Total	987	911	76	45	158	172	1

Pocono Mountain Regional Police Department 2018 Hourly Comparison

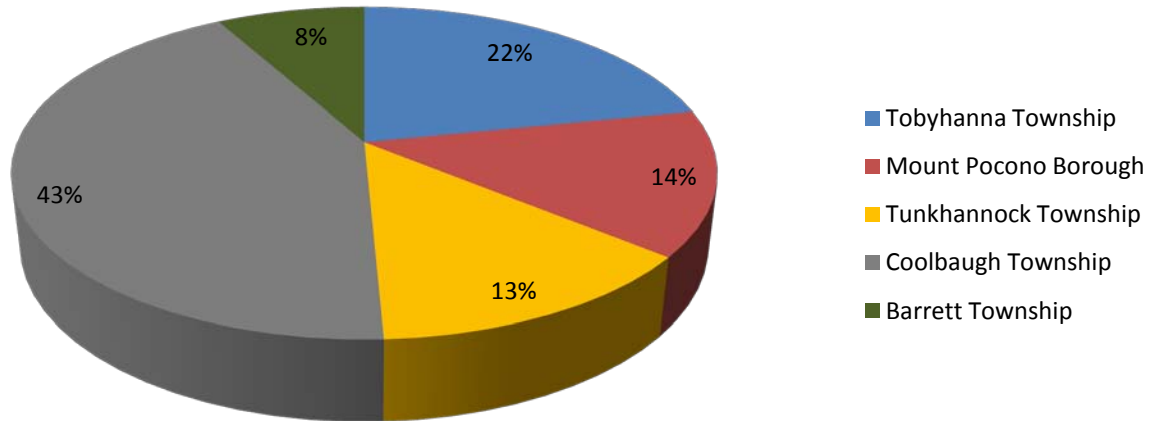


Pocono Mountain Regional Police Department 2018 Hourly Comparison

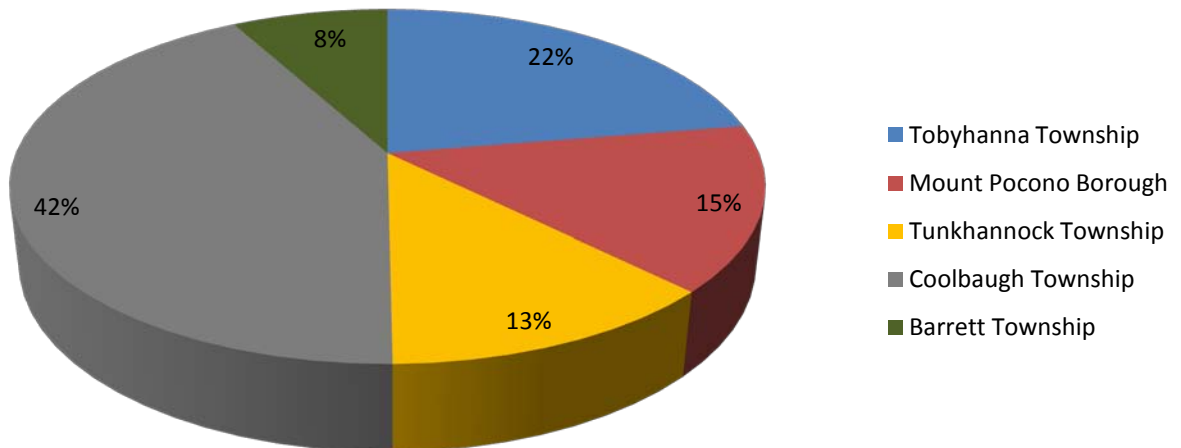


Pocono Mountain Regional Police Department 2018 Hourly Comparison

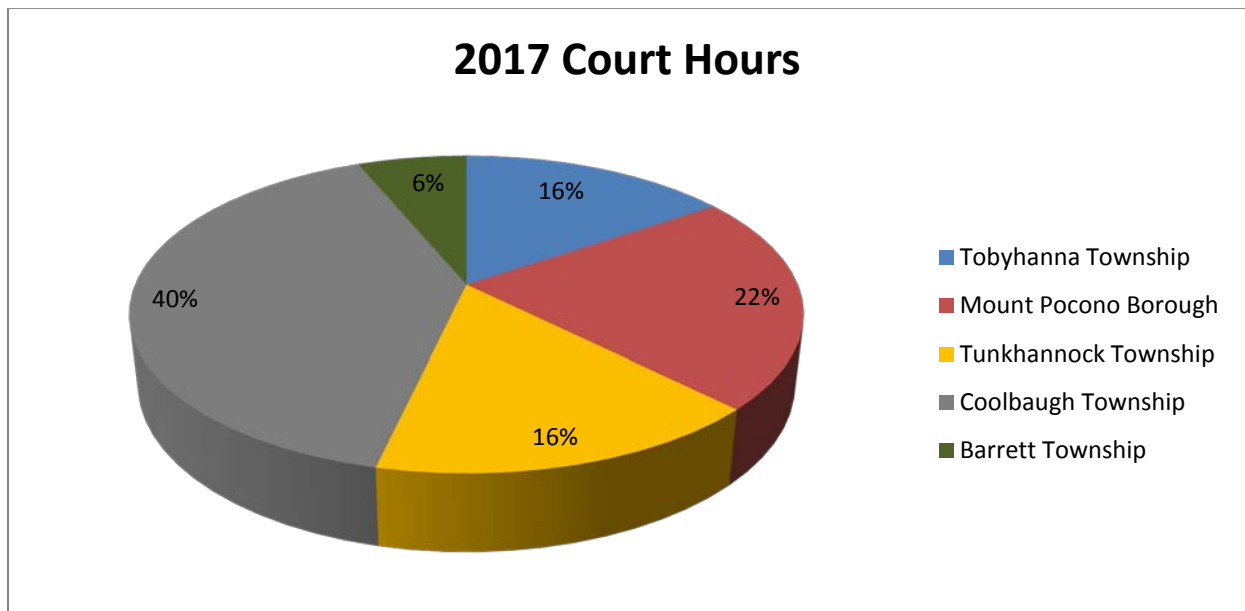
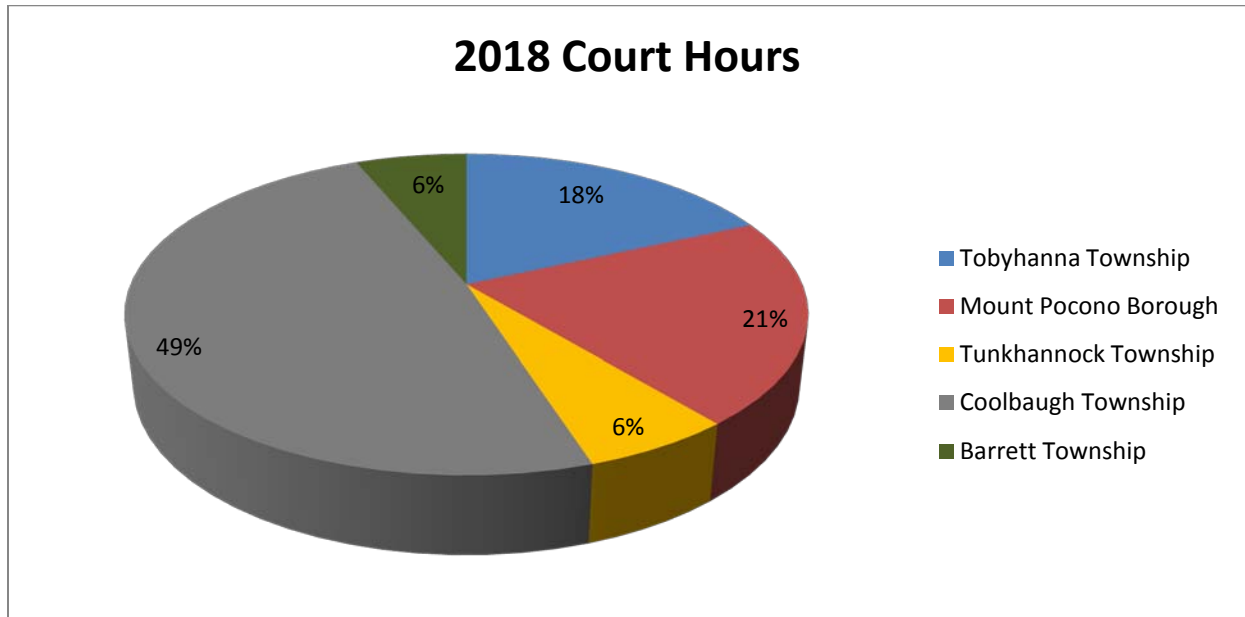
2018 Investigative Hours



2017 Investigative Hours

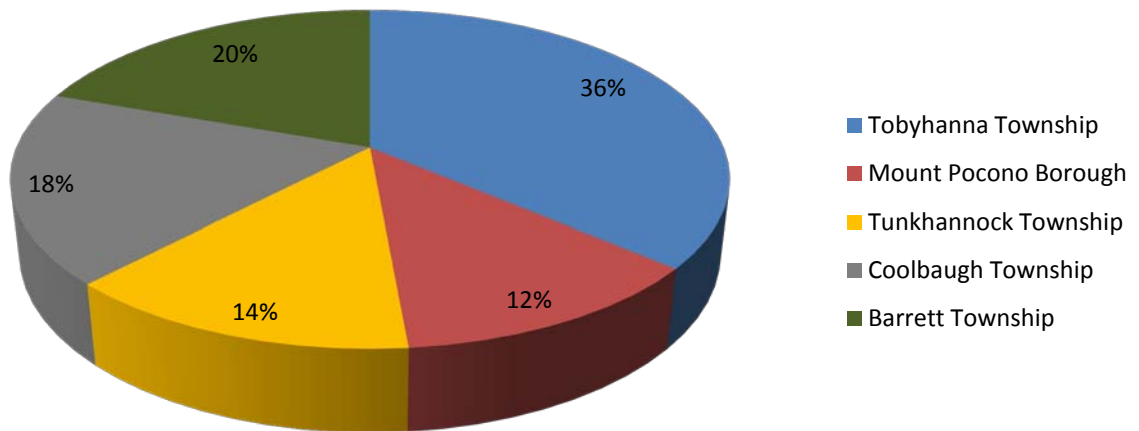


Pocono Mountain Regional Police Department 2018 Hourly Comparison

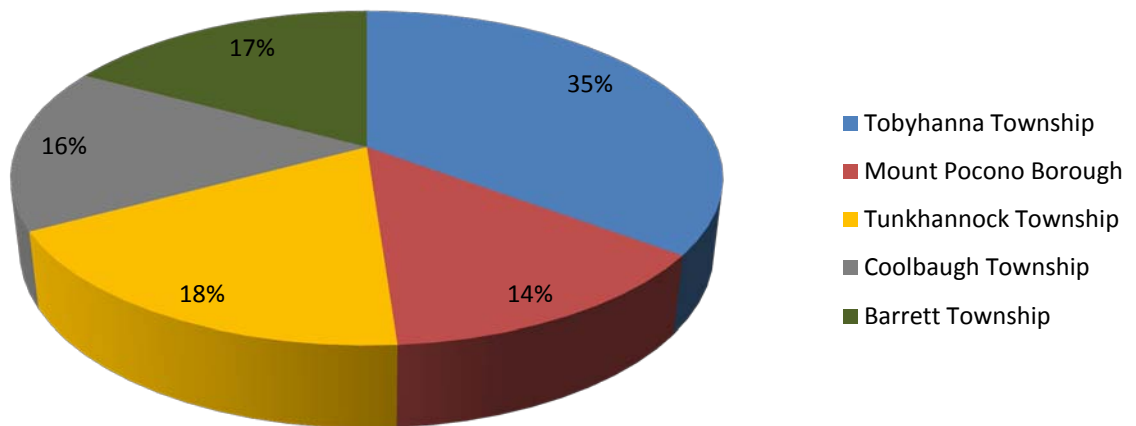


Pocono Mountain Regional Police Department 2018 Hourly Comparison

2018 Speed Timing

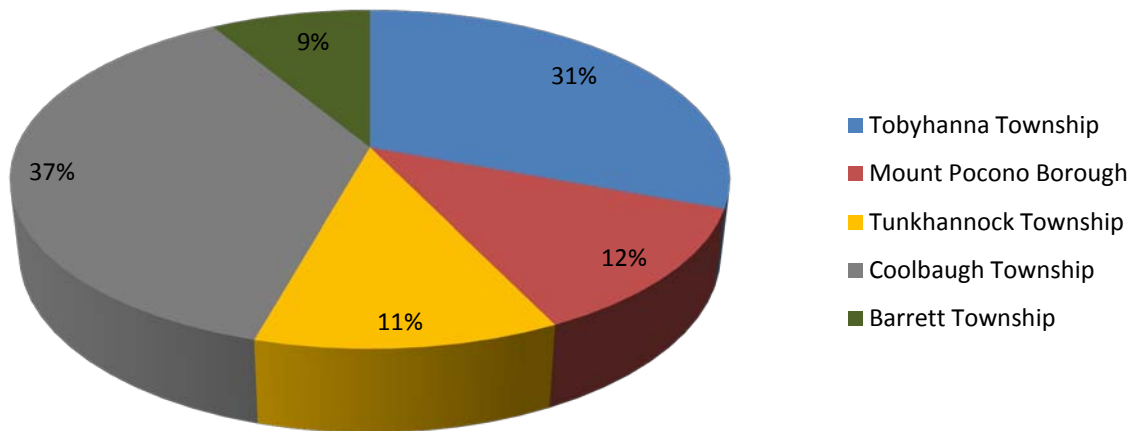


2017 Speed Timing

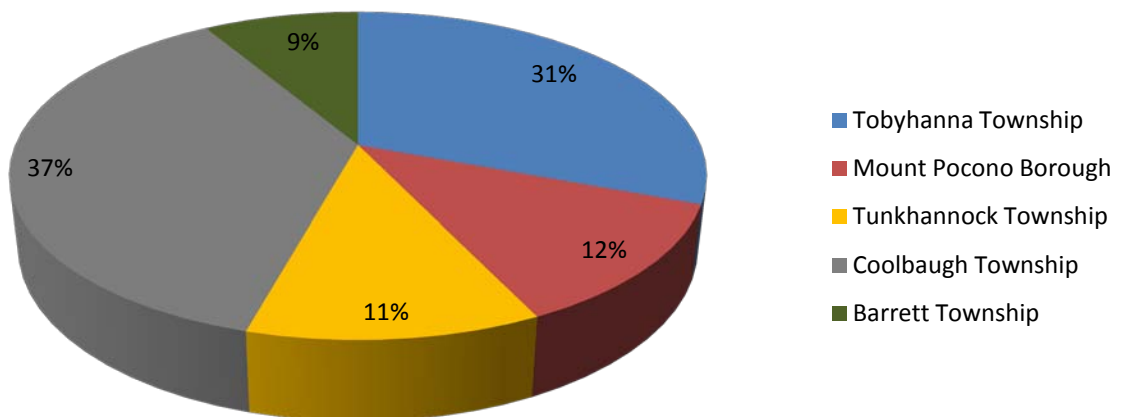


Pocono Mountain Regional Police Department 2018 Hourly Comparison

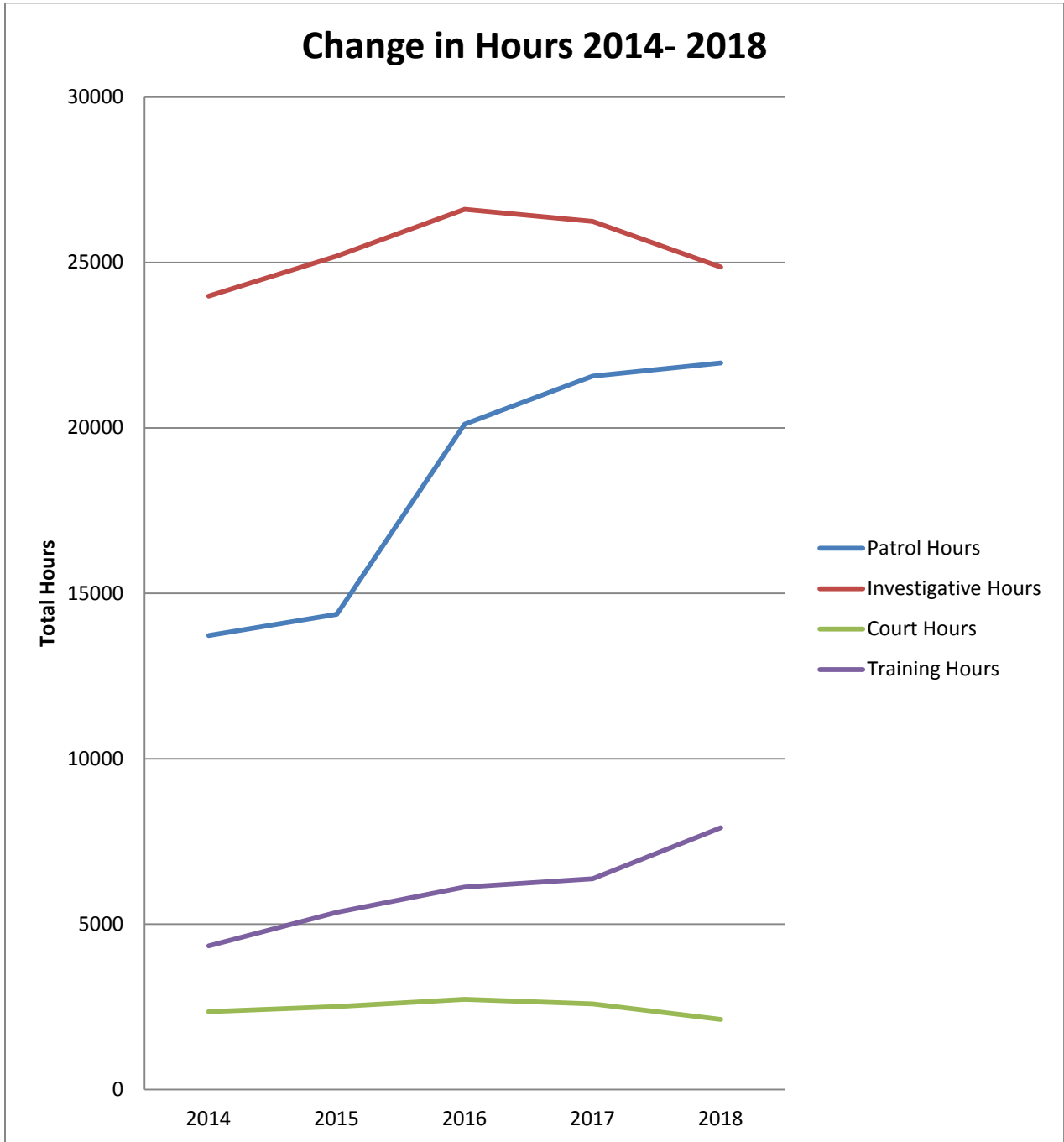
2018 Assigned Time



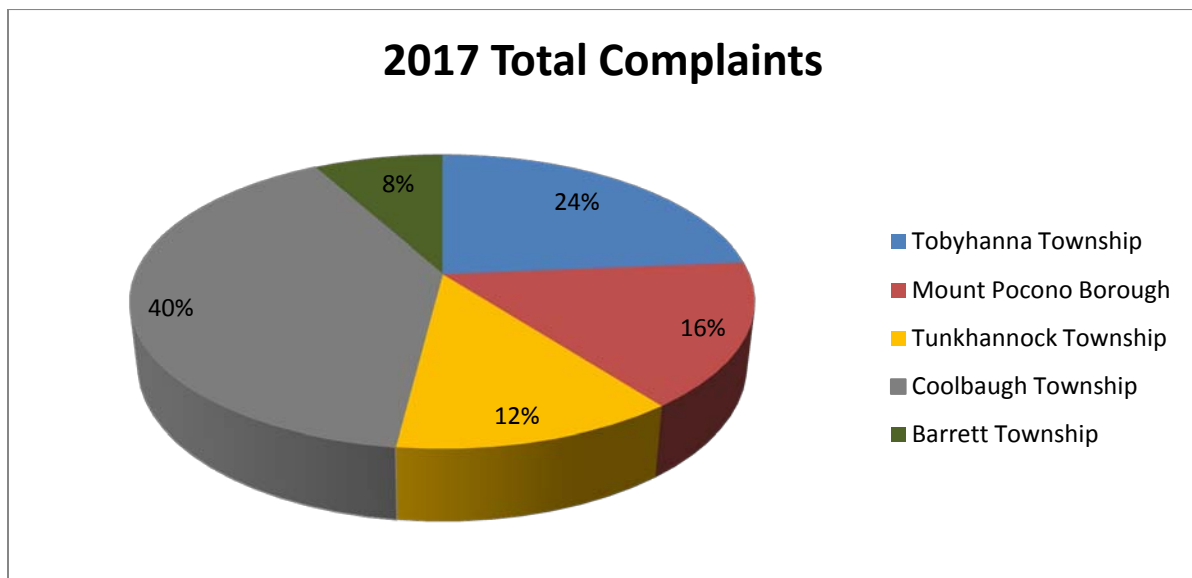
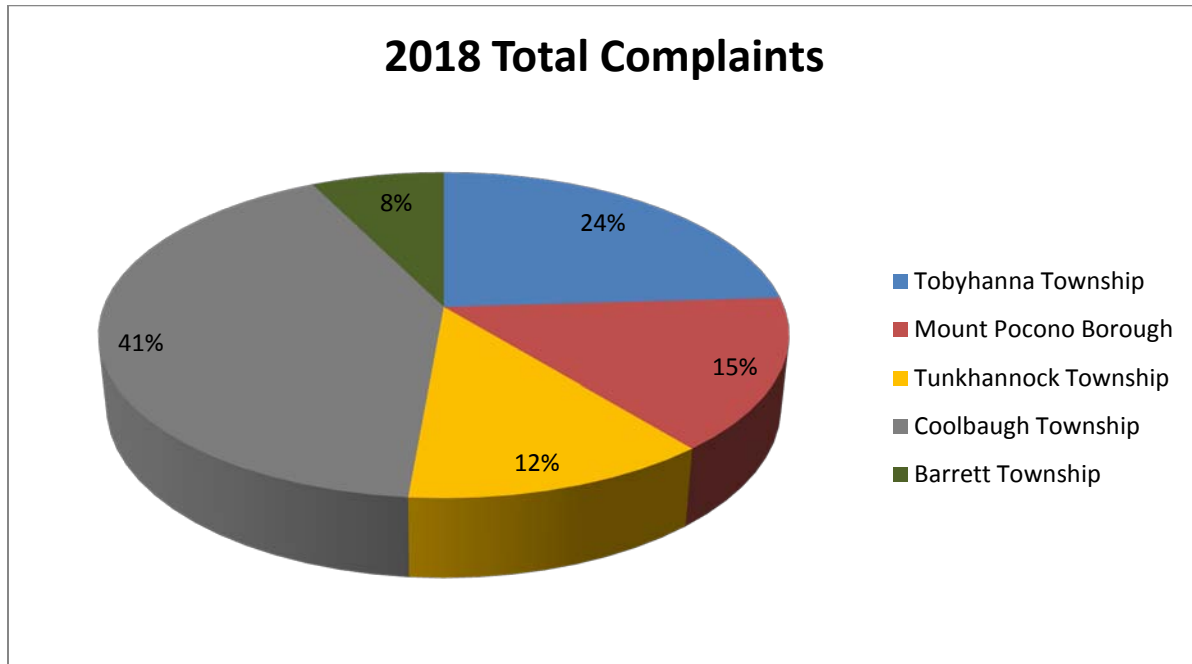
2017 Assigned Time



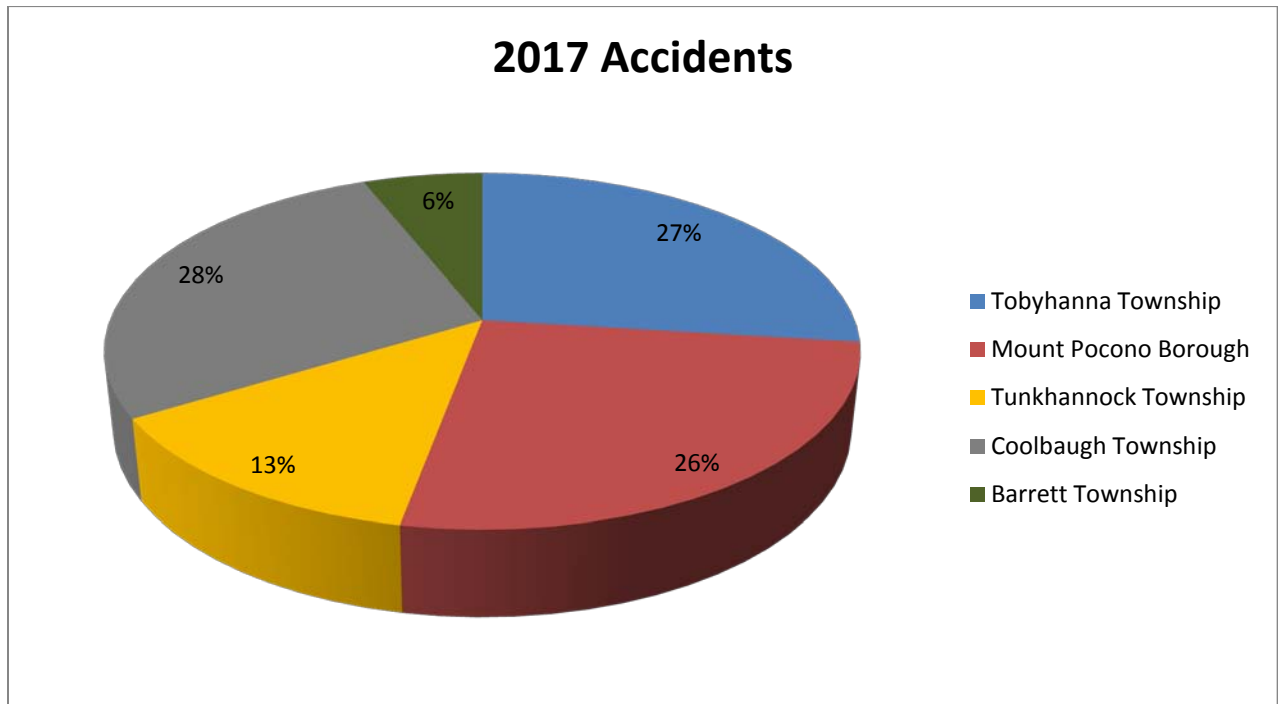
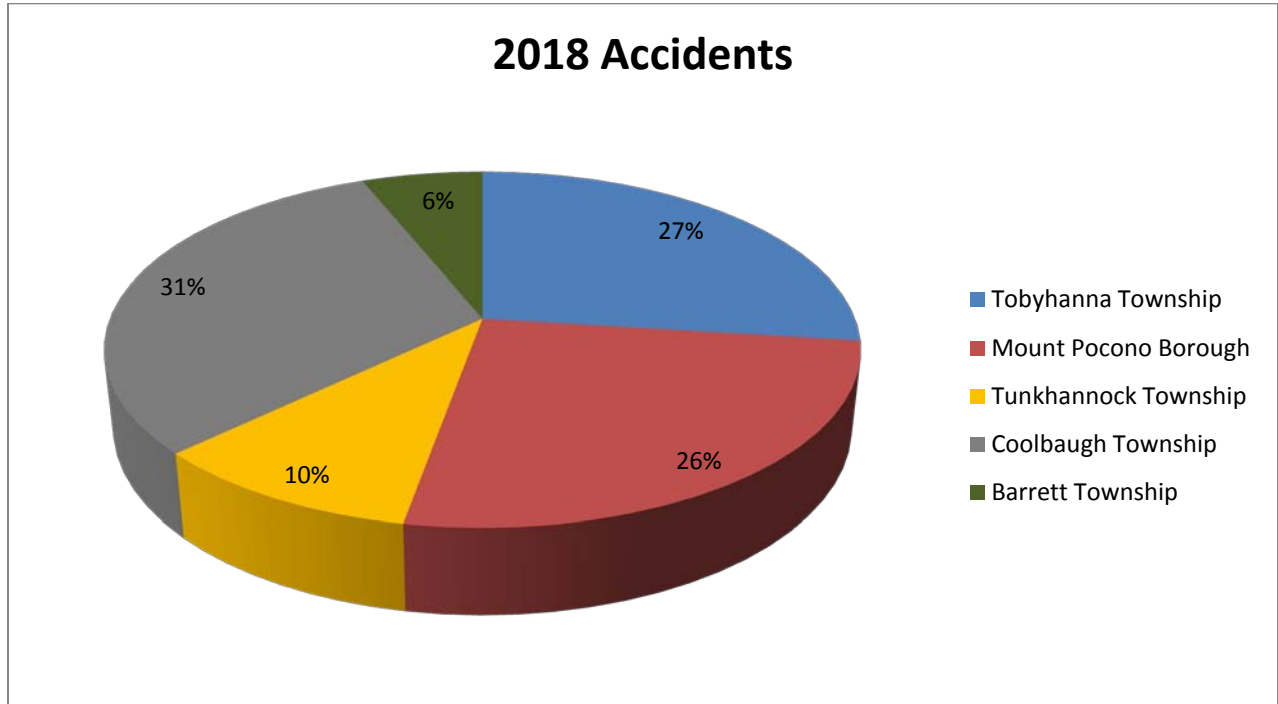
2018 Hourly Comparison



Pocono Mountain Regional Police Department 2018 Activity Comparison

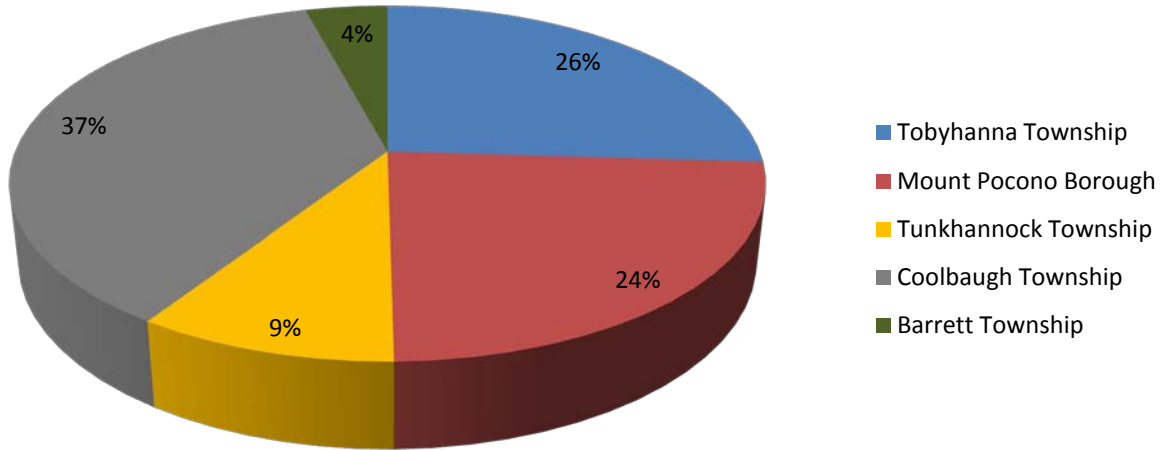


Pocono Mountain Regional Police Department 2018 Activity Comparison

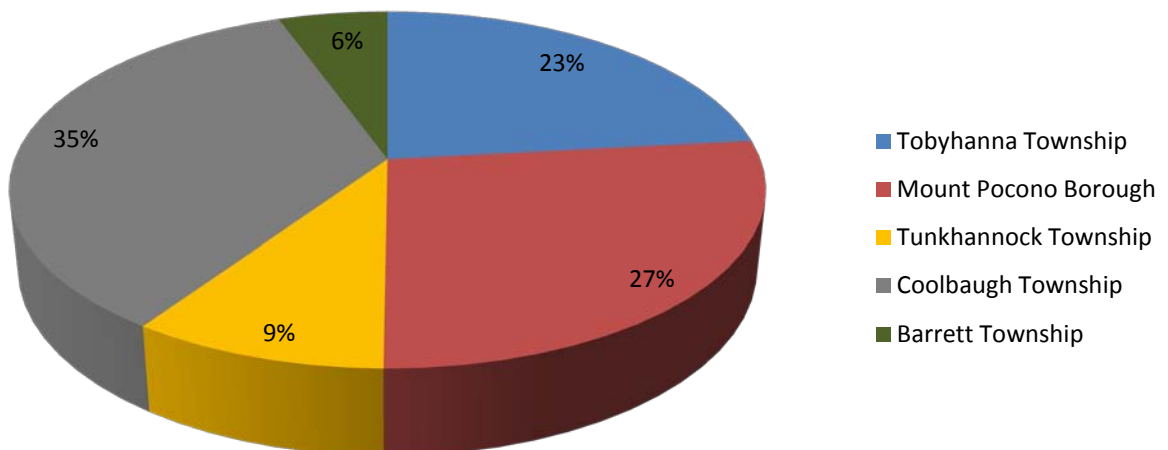


Pocono Mountain Regional Police Department 2018 Activity Comparison

2018 Criminal Arrests

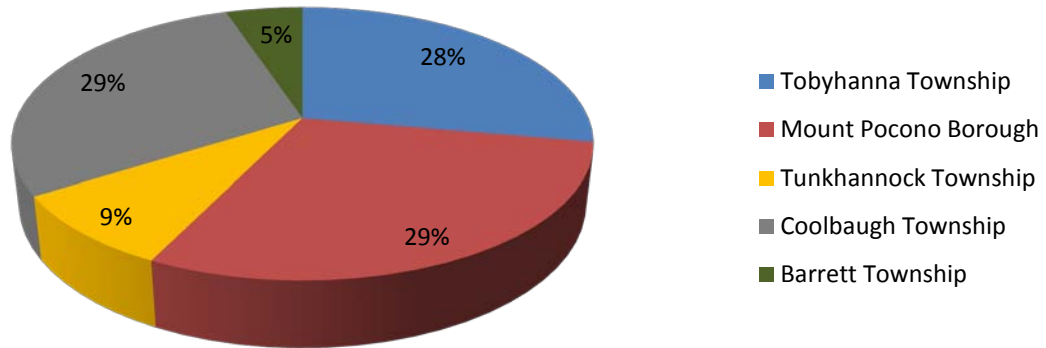


2017 Criminal Arrests

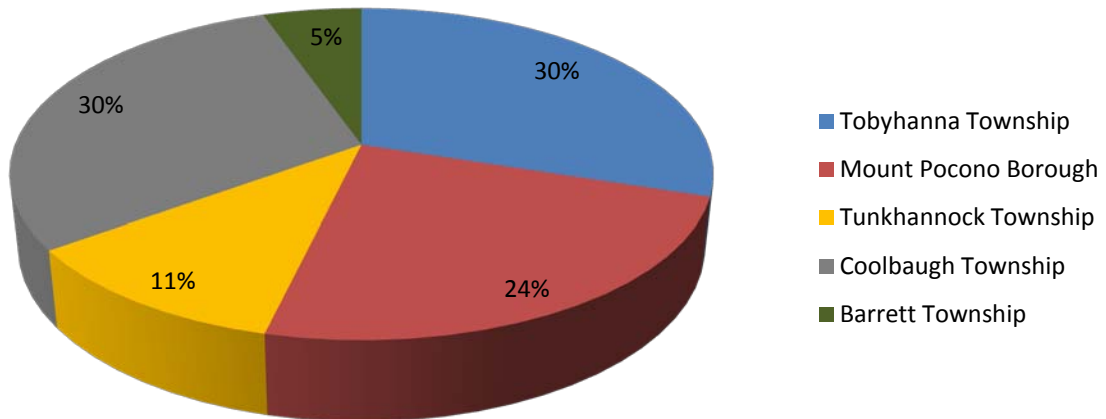


Pocono Mountain Regional Police Department 2018 Activity Comparison

2018 Traffic Arrests

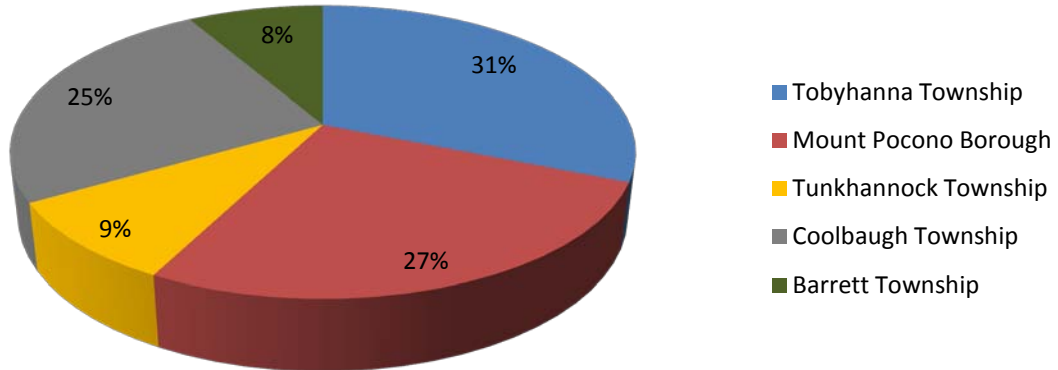


2017 Traffic Arrests

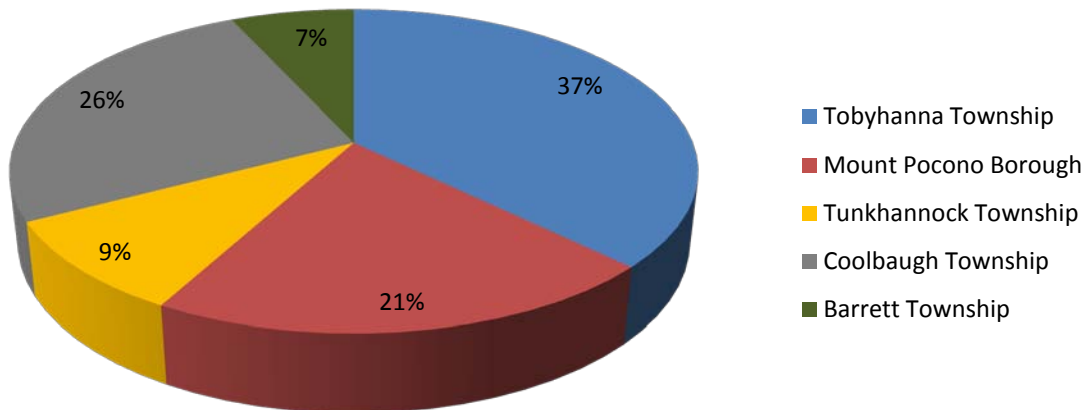


Pocono Mountain Regional Police Department 2018 Activity Comparison

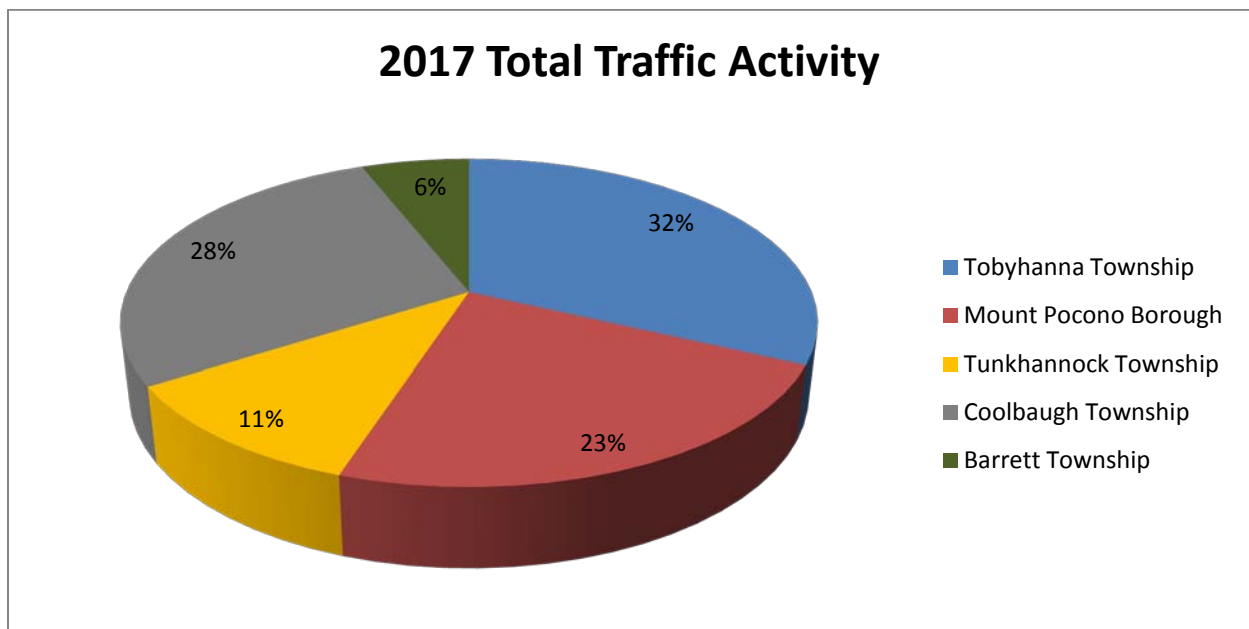
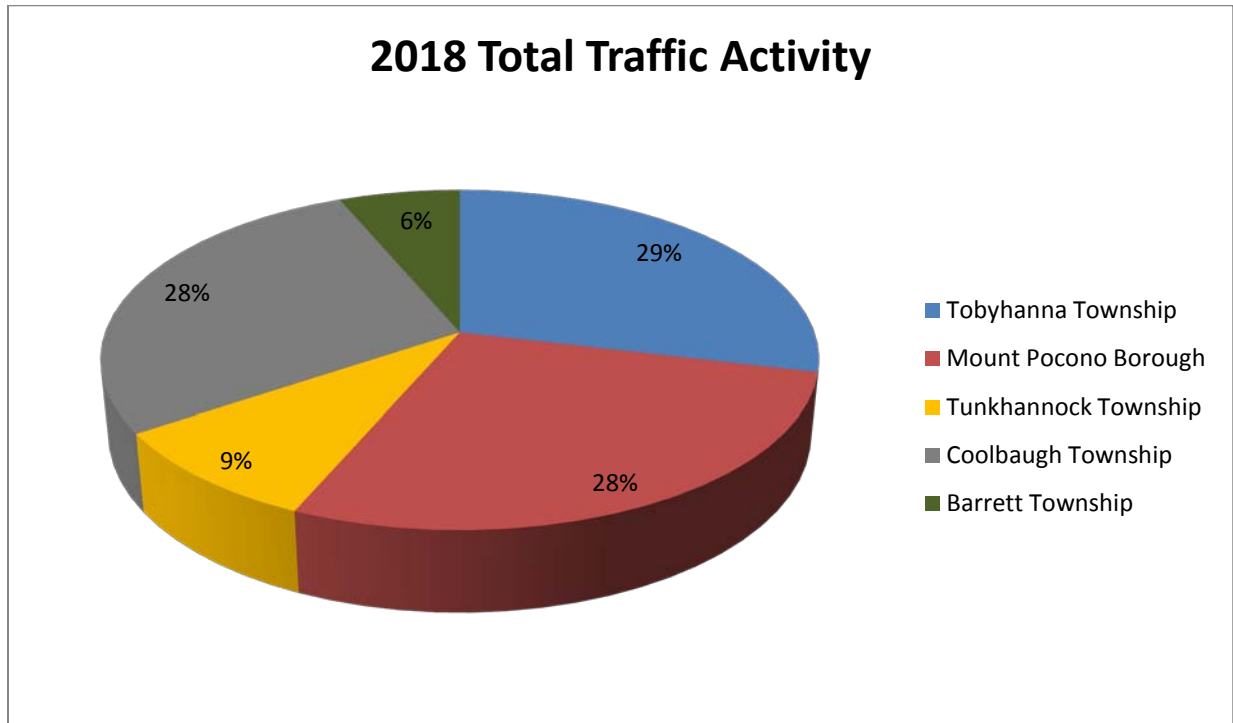
2018 Vehicle Code Warnings



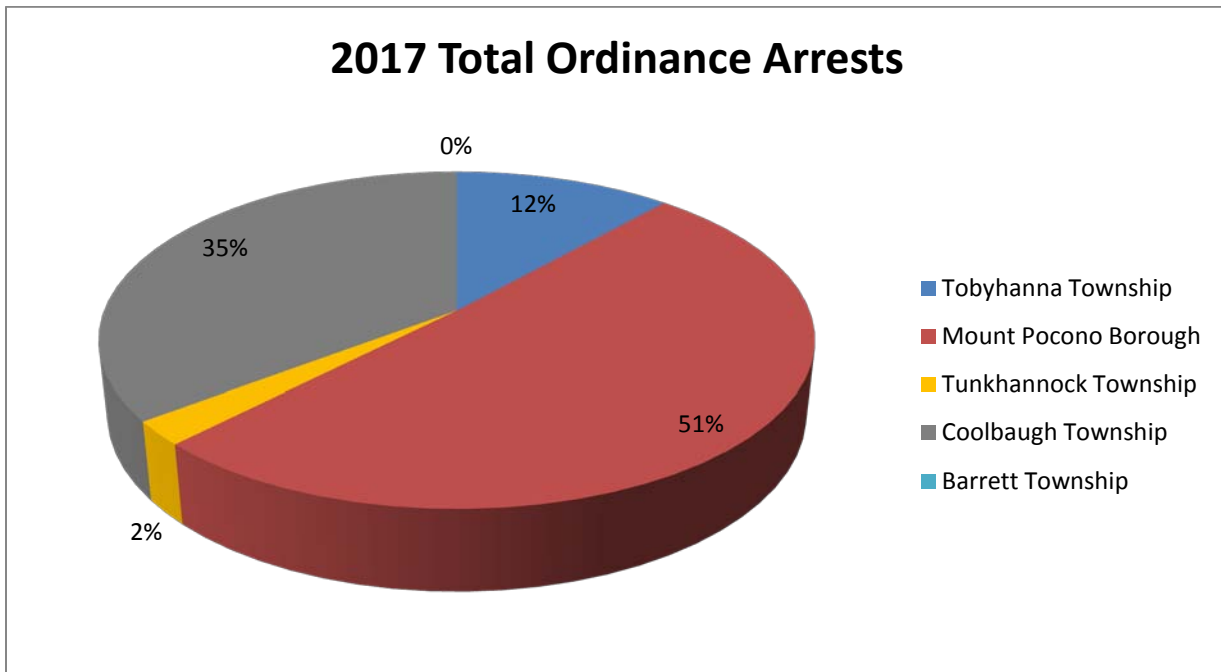
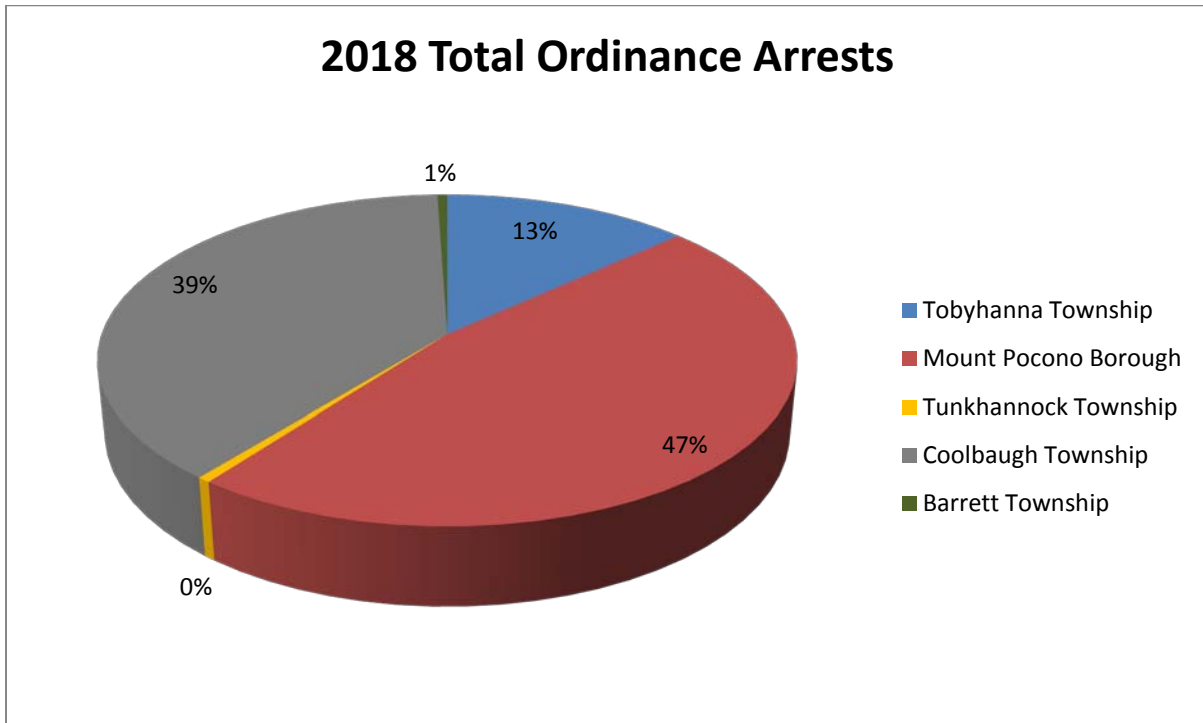
2017 Vehicle Code Warnings



Pocono Mountain Regional Police Department 2018 Activity Comparison



Pocono Mountain Regional Police Department 2018 Activity Comparison



2011 – 2018 Total Hours Over / Under Purchased Vs. Actual

Total	2011 Actual	Hours Purchased	+/-	2012 Actual	Hours Purchased	+/-
Patrol	22907.5			18935.8		
Invest.	30540.9			30105.4		
VASCAR	985.8			448.0		
Court	3165.4			2650.3		
Assigned	23749.5			21060.4		
Totals	81349	81343		73200.	73200.	

Total	2013 Actual	Hours Purchased	+/-	2014 Actual	Hours Purchased	+/-
Patrol	17204.7			13724.86		
Invest.	28612.7			23983.16		
VASCAR	442.5			178.20		
Court	3014.6			2350.22		
Assigned	22676.6			26510.56		
Totals	71951.	71951		66747.00	66747.00	

Total	2015 Actual	Hours Purchased	+/-	2016 Actual	Hours Purchased	+ / -
Patrol	14365			20115		
Invest.	25196			26601		
VASCAR	136			167		
Court	2508			2726		
Assigned	27489			23588		
Totals	69695	69695		73200	73200	

Total	2017 Actual	Hours Purchased	+/-	2018 Actual	Hours Purchased	+/-
Patrol	21567.68			21961		
Invest.	26239.46			24861		
VASCAR	88.95			320		
Court	2590.97			2117		
Assigned	24595.93			25823		
Totals	75082.99	75083.01	-.02	75083	75083	---

2011 – 2018 Total Hours Over / Under Purchased Vs. Actual

Tobyhanna Twp	2011 Actual	Hours Purchased	+/-	2012 Actual	Hours Purchased	+/-
Patrol	9979.6			9210.3		
Invest.	7700.7			7280.3		
VASCAR	499.2			178.8		
Court	902.4			632.9		
Assigned	7789.8			6928.9		
Totals	26871.7	26680.5	+191	24231.1	24082.8	+148

Tobyhanna Twp	2013 Actual	Hours Purchased	+/-	2014 Actual	Hours Purchased	+/-
Patrol	6559.4			6742.58		
Invest.	8490.0			5071.48		
VASCAR	160.3			91		
Court	780.4			506.72		
Assigned	7460.6			8711.37		
Totals	23450.6	23671.9	-221	21123.15	21933.06	-670

Tobyhanna Twp	2015 Actual	Hours Purchased	+/-	2016 Actual	Hours Purchased	+/-
Patrol	8559			9170		
Invest.	4974			5378		
VASCAR	97			49		
Court	455			581		
Assigned	8628			7245		
Totals	22713	21932	+781	22422	22480	-58

Tobyhanna Twp	2017 Actual	Hours Purchased	+/-	2018 Actual	Hours Purchased	+/-
Patrol	9364.46			9272		
Invest.	5875.52			5429		
VASCAR	31.23			115		
Court	400.55			386		
Assigned	7555.87			7933		
Totals	23227.63	23065.5	+162.13	23136	23065	+70.5

2011 – 2018 Total Hours Over / Under Purchased Vs. Actual

Mount Pocono	2011 Actual	Hours Purchased	+/-	2012 Actual	Hours Purchased	+/-
Patrol	2822.5			1329.3		
Invest.	4625.4			5029.1		
VASCAR	114.5			57.0		
Court	438.5			386.3		
Assigned	3134.9			2780.0		
Totals	11135.8	10737.3	+398	9581.5	9662.4	-81

Mount Pocono	2013 Actual	Hours Purchased	+/-	2014 Actual	Hours Purchased	+/-
Patrol	1642.7			1269.93		
Invest.	4311.5			3962.90		
VASCAR	52.0			26.68		
Court	637.5			500.17		
Assigned	2993.3			3502.04		
Totals	9636.9	9497.5	+139	9261.72	8817	+559

Mount Pocono	2015 Actual	Hours Purchased	+/-	2016 Actual	Hours Purchased	+/-
Patrol	522			995		
Invest.	3792			4481		
VASCAR	10			11		
Court	595			619		
Assigned	3469			2859		
Totals	8388	8818	-430	8965	8872	+93

Mount Pocono	2017 Actual	Hours Purchased	+/-	2018 Actual	Hours Purchased	+/-
Patrol	1340.65			1938.52		
Invest.	3942.11			3510.25		
VASCAR	12.13			39.5		
Court	570.72			438.55		
Assigned	2981.01			3129.85		
Totals	8846.62	9100.06	-253.44	9056.67	9100.06	-43.39

2011 – 2018 Total Hours Over / Under Purchased Vs. Actual

Tunkhannock Twp.	2011 Actual	Hours Purchased	+/-	2012 Actual	Hours Purchased	+/-
Patrol	2151.4			2161.5		
Invest.	4379.6			3753.3		
VASCAR	163.5			117.3		
Court	519.0			386.8		
Assigned	2968.7			2632.6		
Totals	10182.1	10167.9	+14	9051.3	9150.0	-99

Tunkhannock Twp.	2013 Actual	Hours Purchased	+/-	2014 Actual	Hours Purchased	+/-
Patrol	2269.8			1363.53		
Invest.	3929.5			3409.43		
VASCAR	134.0			28.70		
Court	357.0			315.43		
Assigned	2834.6			3313.82		
Totals	9524.8	8993.9	+531	8430.91	8343	+208

Tunkhannock Twp.	2015 Actual	Hours Purchased	+/-	2016 Actual	Hours Purchased	+/-
Patrol	756			1395		
Invest.	3858			3189		
VASCAR	7			37		
Court	478			397		
Assigned	3282			2708		
Totals	8381	8344	+37	7726	8403	-677

Tunkhannock Twp.	2017 Actual	Hours Purchased	+/-	2018 Actual	Hours Purchased	+/-
Patrol	2431.16			2020.33		
Invest.	3254.85			3309.4		
VASCAR	16.17			43.07		
Court	417.27			128.3		
Assigned	2823.61			2964.58		
Totals	8943.06	8619.53	+323.53	8465.68	8619.53	-153.85

2011 – 2018 Total Hours Over / Under Purchased Vs. Actual

Coolbaugh Twp.	2011 Actual	Hours Purchased	+/-	2012 Actual	Hours Purchased	+/-
Patrol	7954.1			6234.8		
Invest.	13835.2			14042.8		
VASCAR	208.6			95.0		
Court	1305.4			1244.4		
Assigned	9856.0			8719.0		
Totals	33159.4	33757.3	-598	30336.	30304.8	-32

Coolbaugh Twp.	2013 Actual	Hours Purchased	+/-	2014 Actual	Hours Purchased	+/-
Patrol	6732.9			4348.82		
Invest.	11881.8			11539.35		
VASCAR	96.3			31.82		
Court	1239.6			1027.90		
Assigned	9388.1			10983.33		
Totals	29338.7	29787.	-449	27931.22	27653	-98

Coolbaugh Twp.	2015 Actual	Hours Purchased	+/-	2016 Actual	Hours Purchased	+/-
Patrol	4064			6404		
Invest.	11545			11638		
VASCAR	21			39		
Court	908			932		
Assigned	10879			8745		
Totals	27417	27653	-237	27758	27135	+ 623

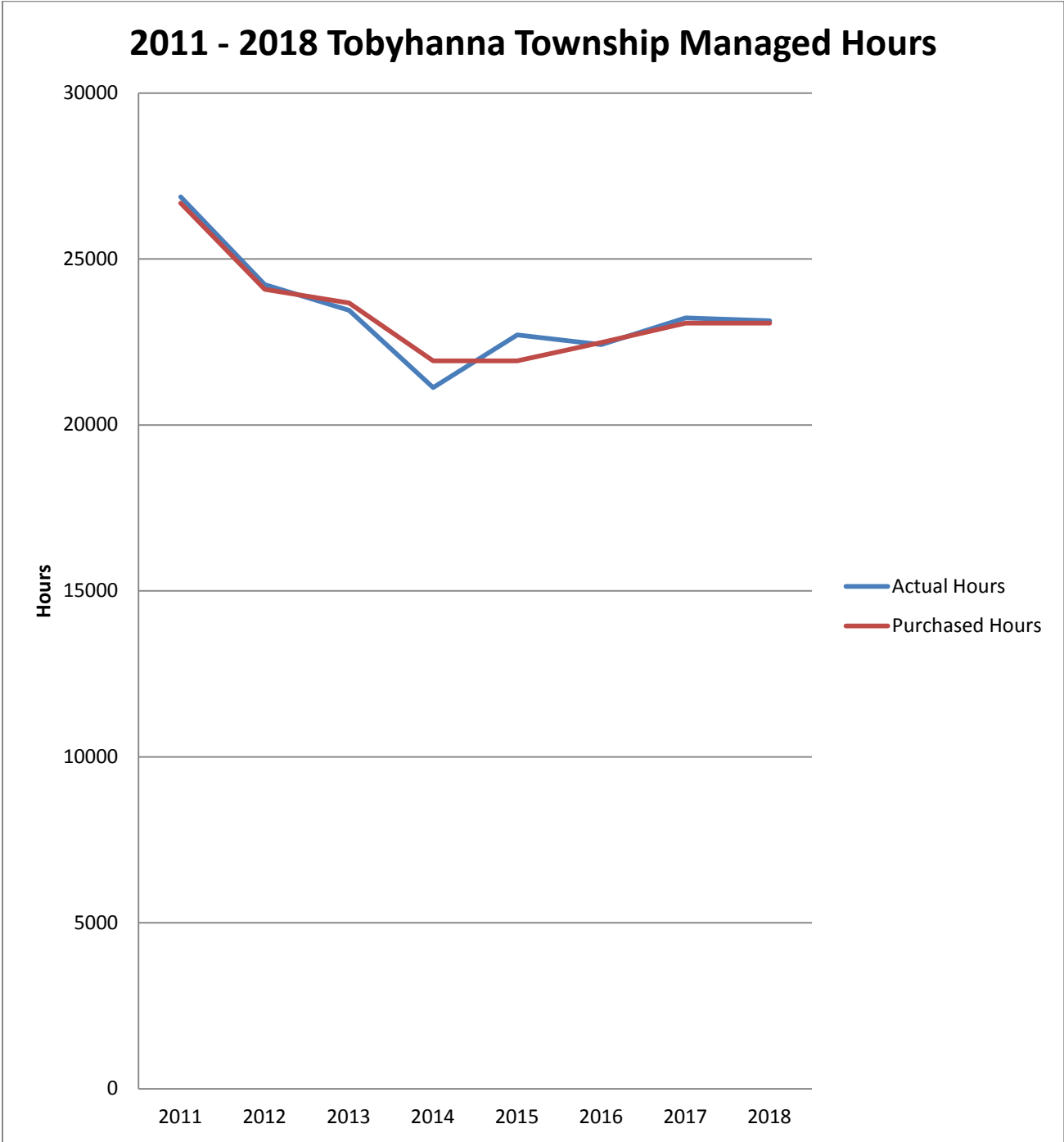
Coolbaugh Twp.	2017 Actual	Hours Purchased	+/-	2018 Actual	Hours Purchased	+/-
Patrol	6342.18			6631.62		
Invest.	11070.48			10591.36		
VASCAR	14.15			58.77		
Court	1039.78			1030.32		
Assigned	9117.71			9572.92		
Totals	27584.3	27833.27	-248.97	27884.99	27833.27	+ 51.72

2015 – 2018 Total Hours Over / Under Purchased Vs. Actual

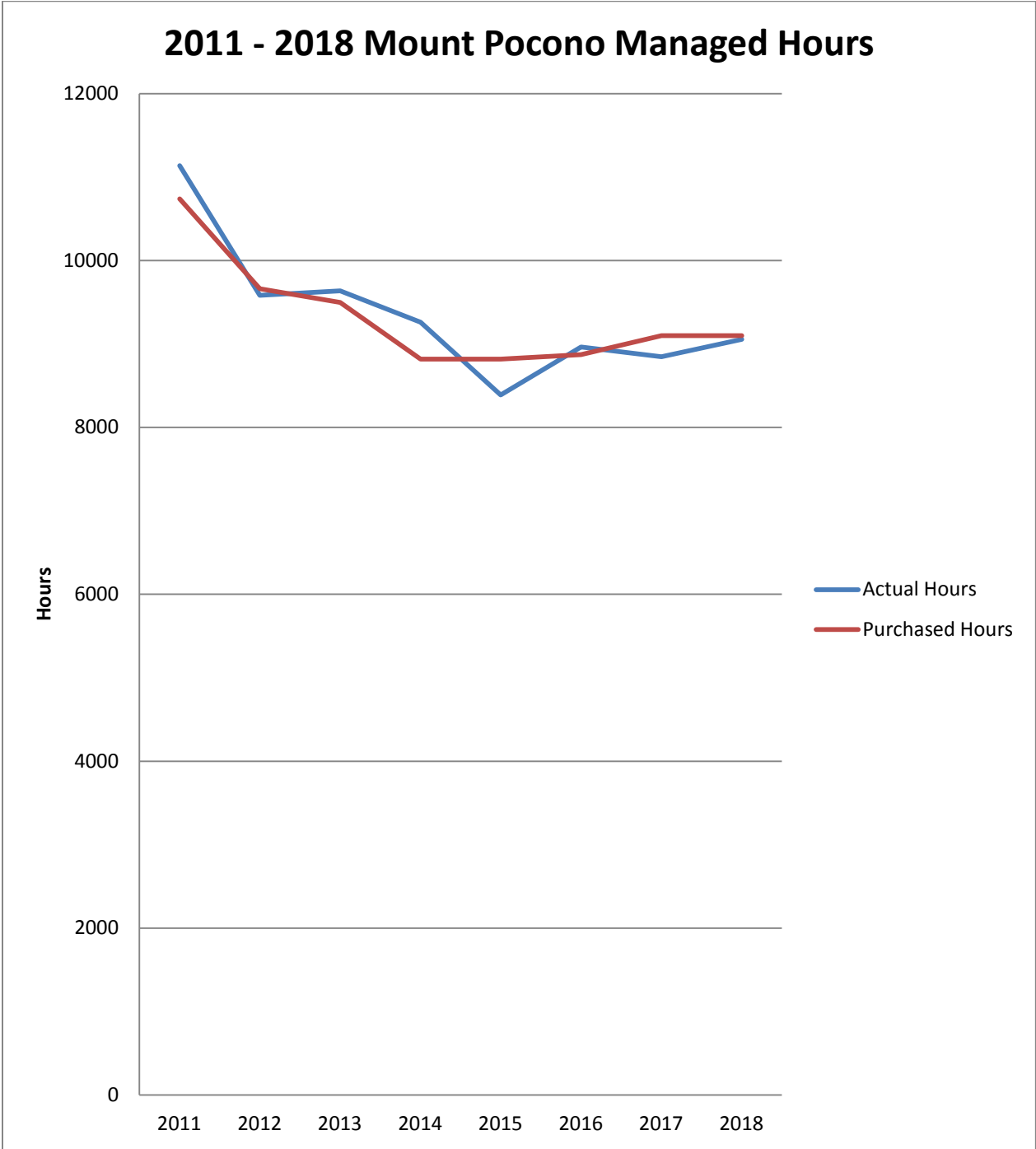
Barrett Township	2015 Actual	Hours Purchased	+/-	2016 Actual	Hours Purchased	+/-
Patrol	465			2151		
Invest.	1027			1915		
VASCAR	0			31		
Court	73			197		
Assigned	1231			2031		
Totals	2796	2948	-152	6326	6303	+24

Barrett Township	2017 Actual	Hours Purchased	+/-	2018 Actual	Hours Purchased	+/-
Patrol	2089.23			2098.38		
Invest.	2096.50			2021.05		
VASCAR	15.27			62.95		
Court	162.65			133.83		
Assigned	2117.73			2223.44		
Totals	6481.38	6464.65	+16.73	6539.65	6464.65	+75

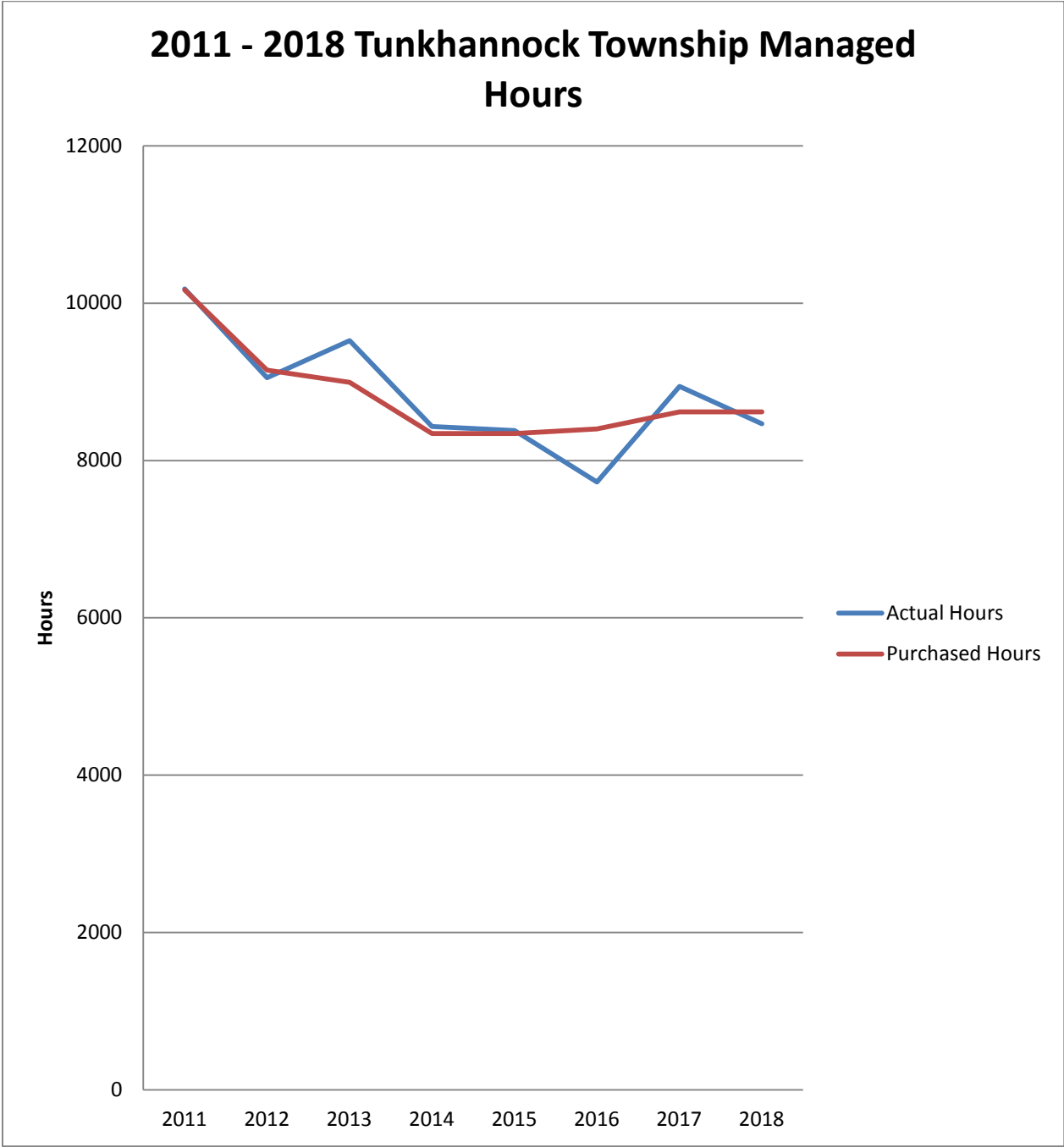
Pocono Mountain Regional Police Purchased Vs. Actual Hours



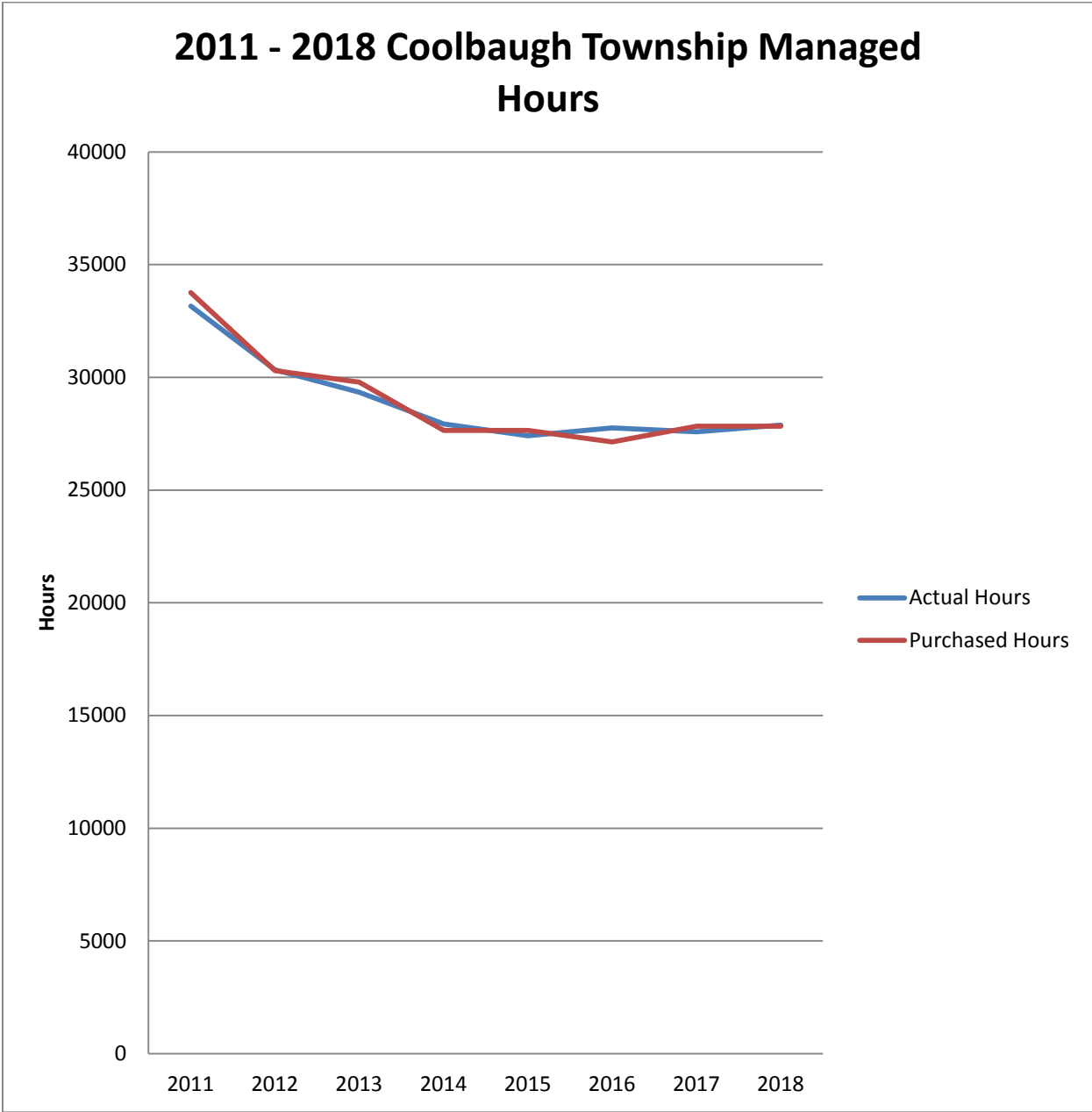
Pocono Mountain Regional Police Purchased Vs. Actual Hours



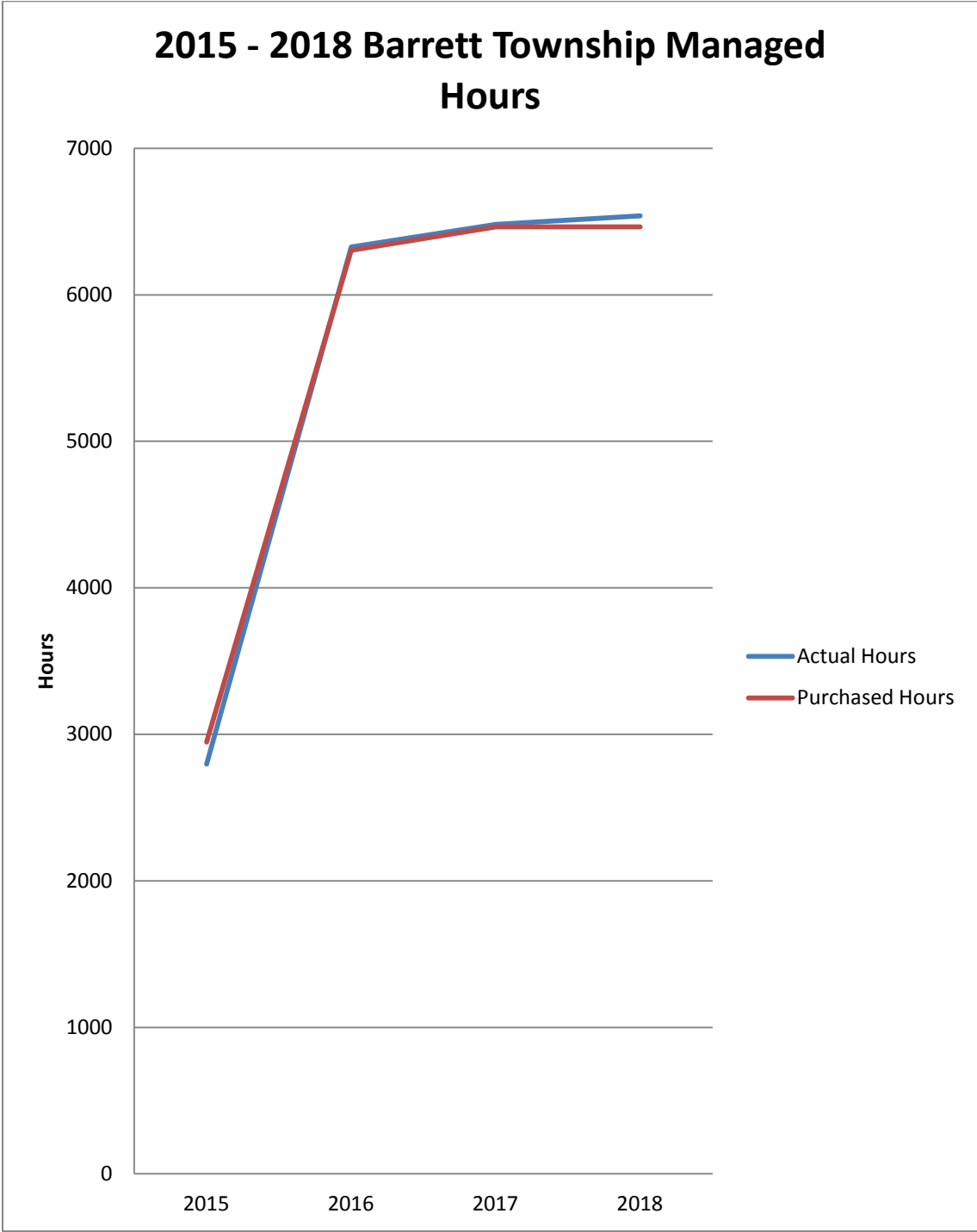
Pocono Mountain Regional Police Purchased Vs. Actual Hours



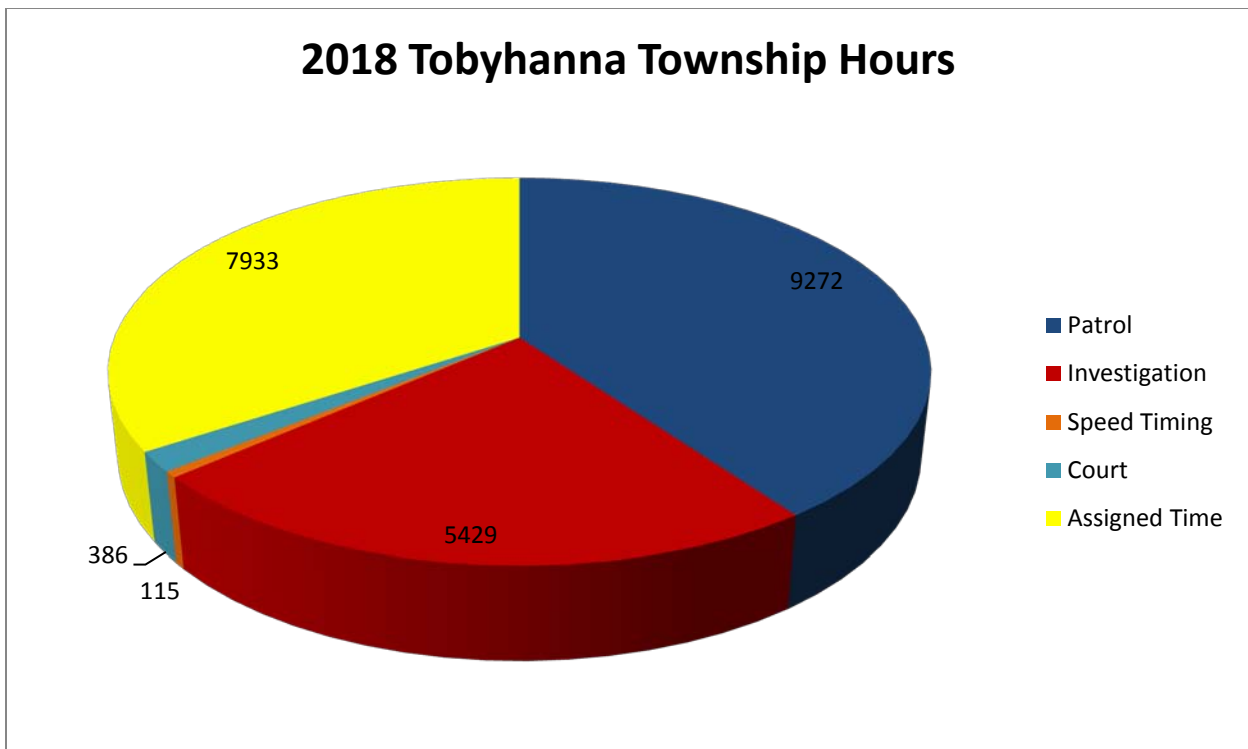
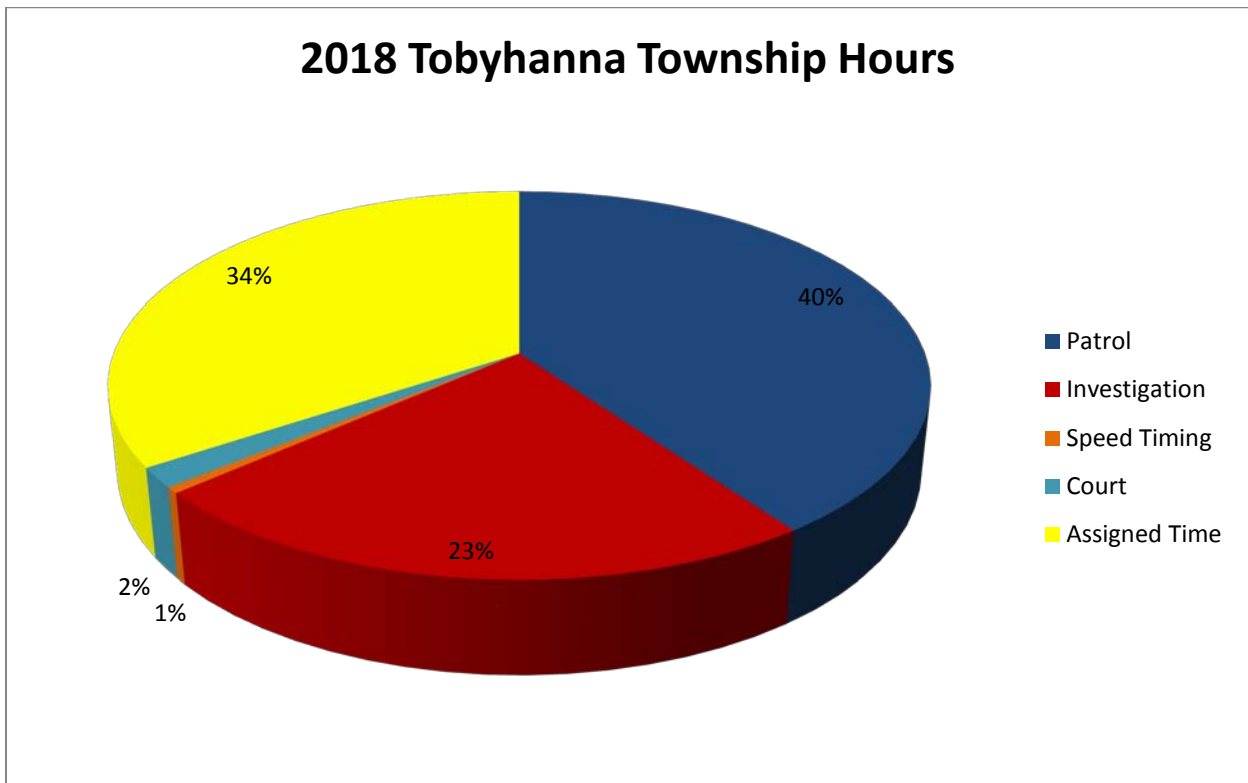
Pocono Mountain Regional Police Purchased Vs. Actual Hours



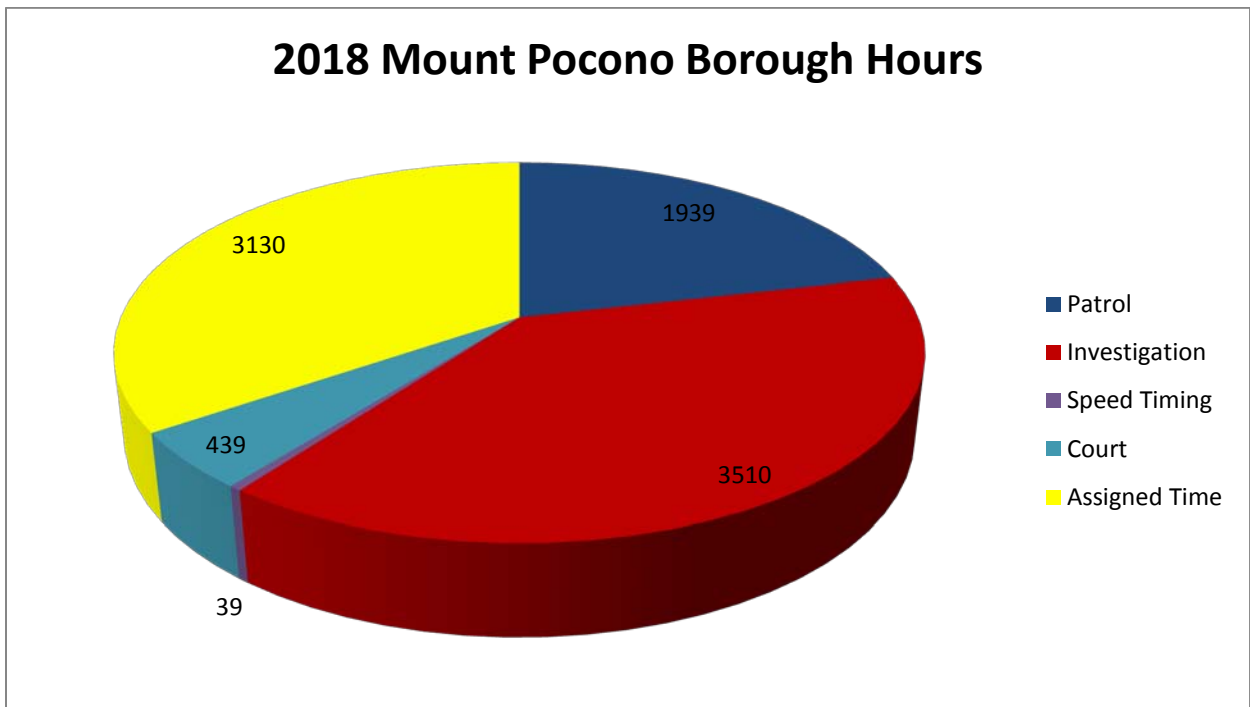
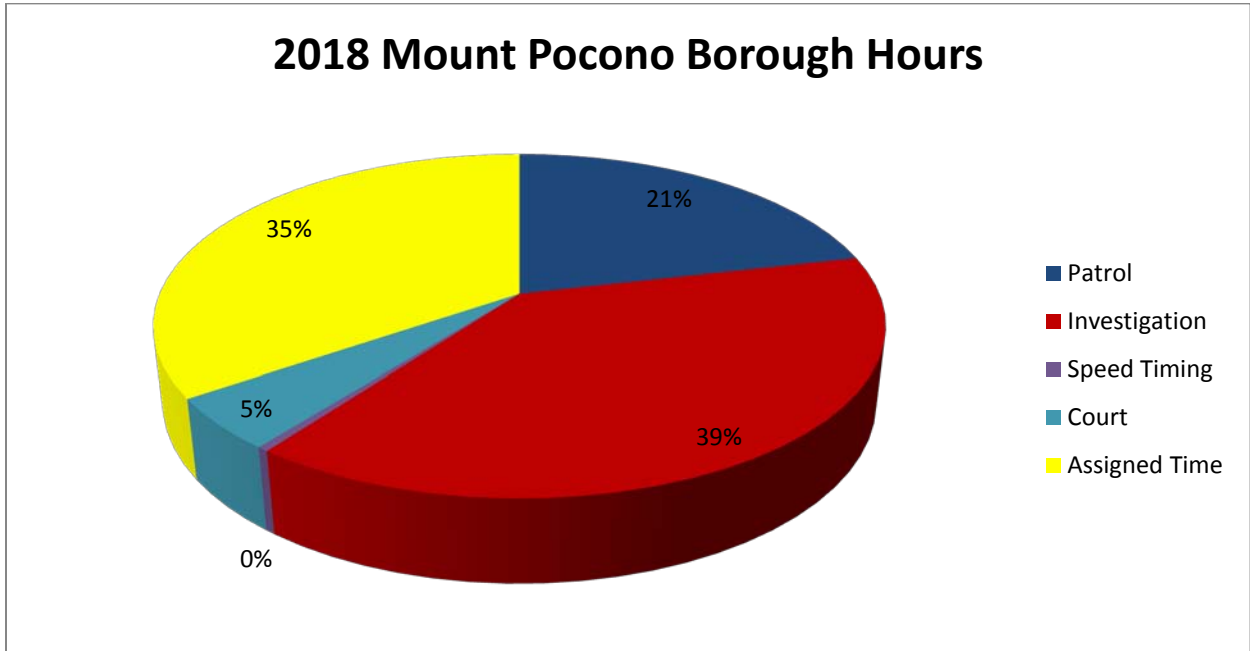
Pocono Mountain Regional Police Purchased Vs. Actual Hours



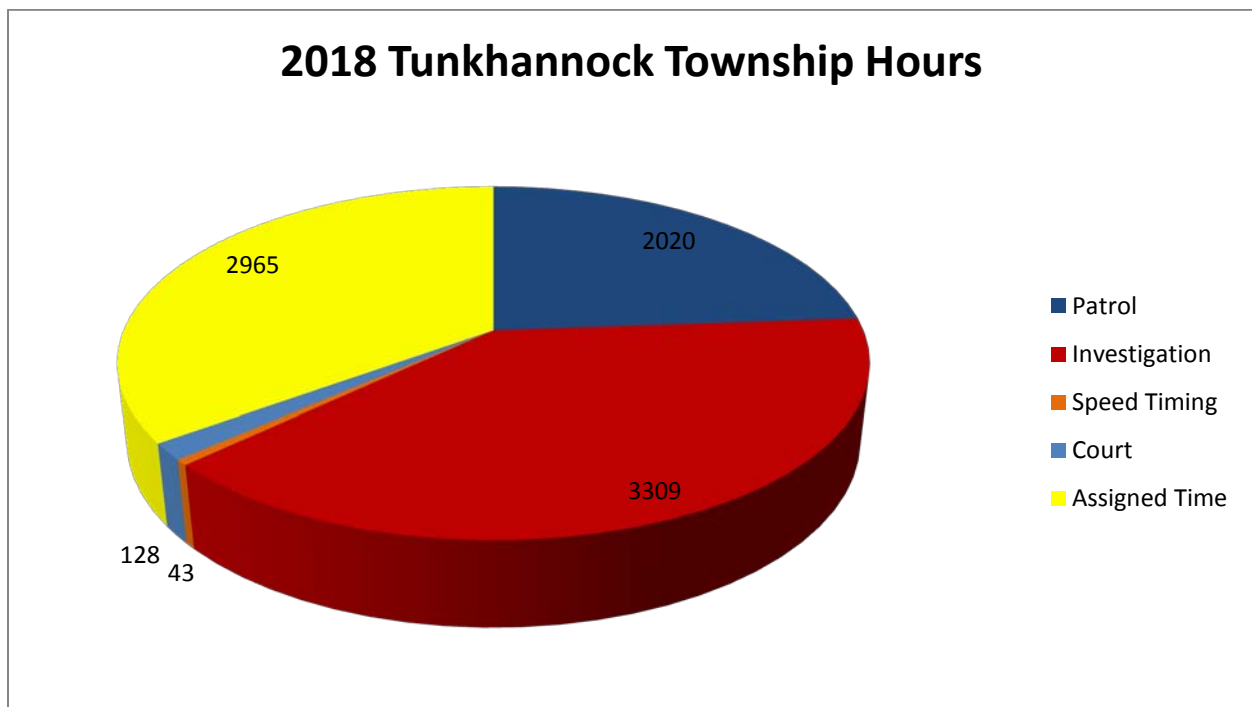
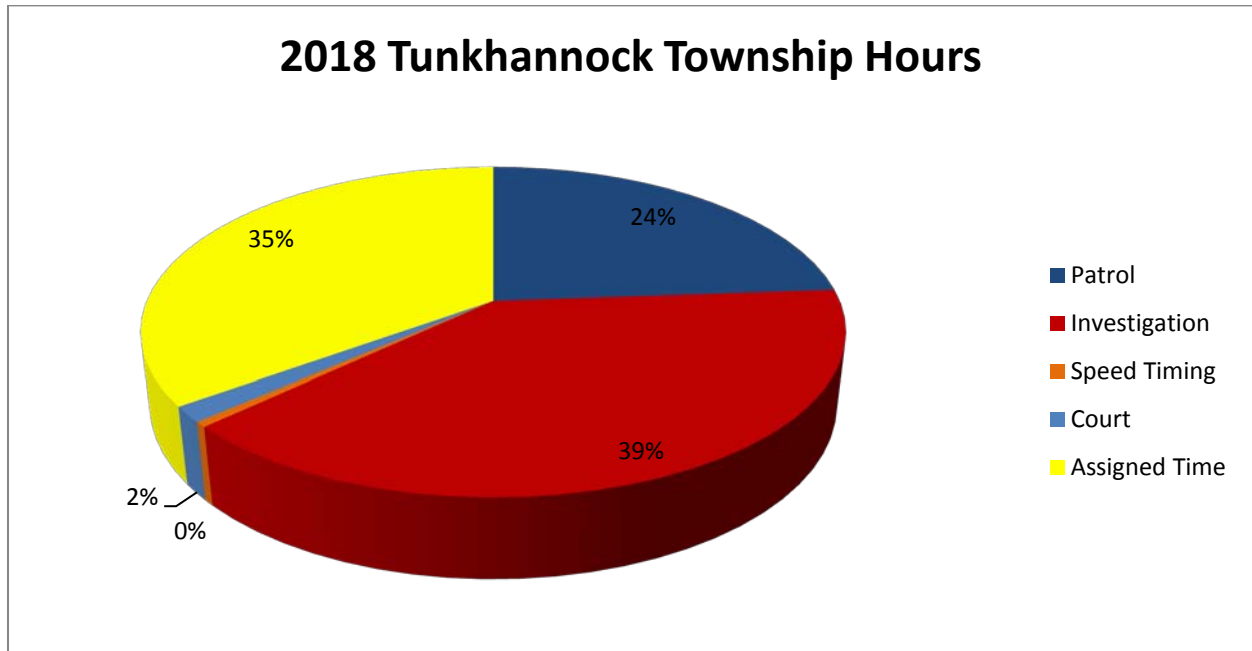
Breakdown of Hours within a Municipality 2018



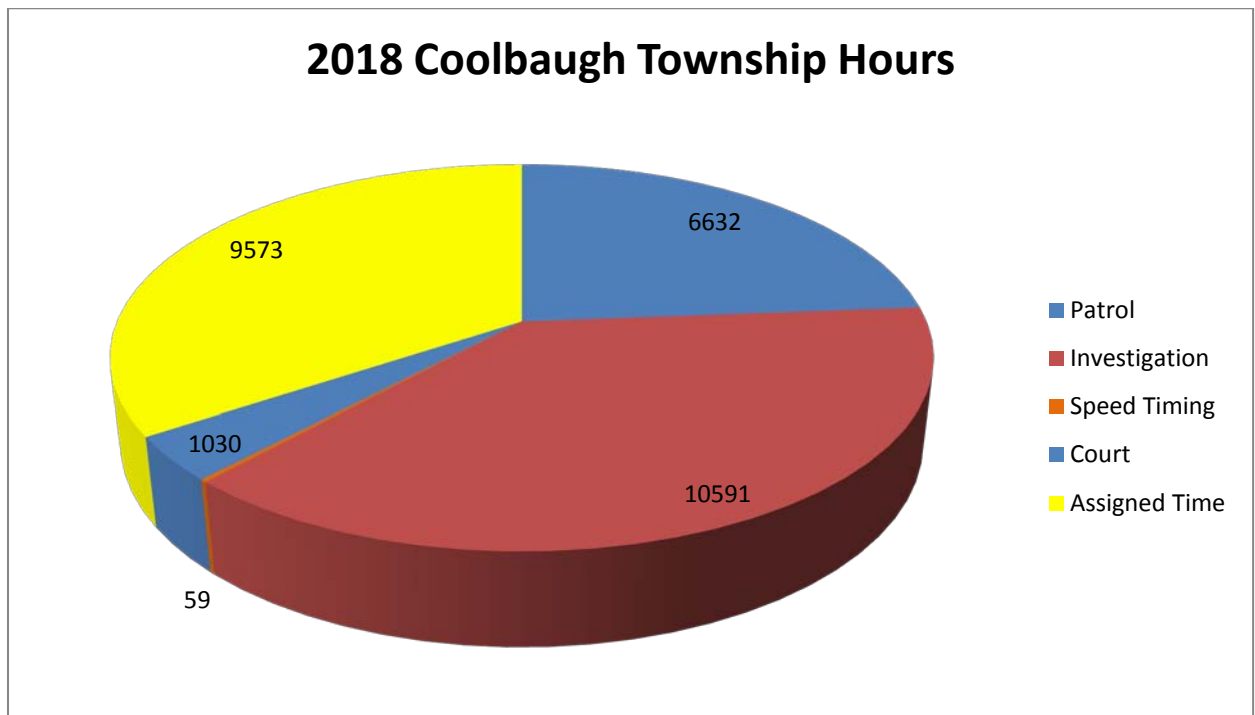
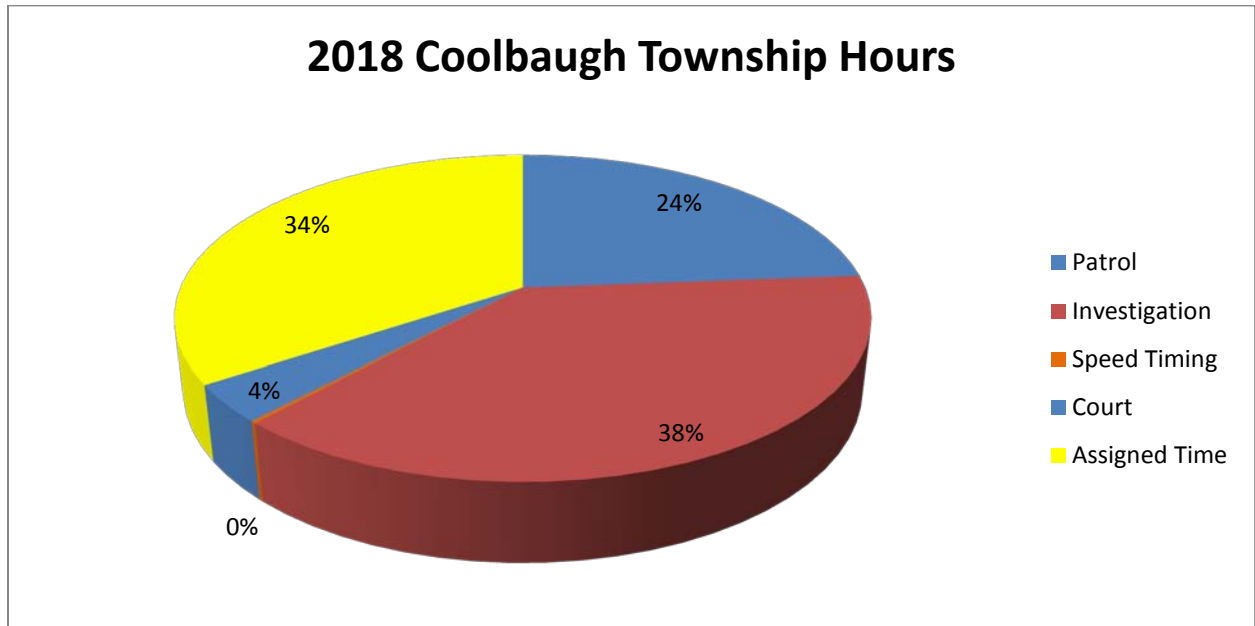
Breakdown of Hours within a Municipality 2018



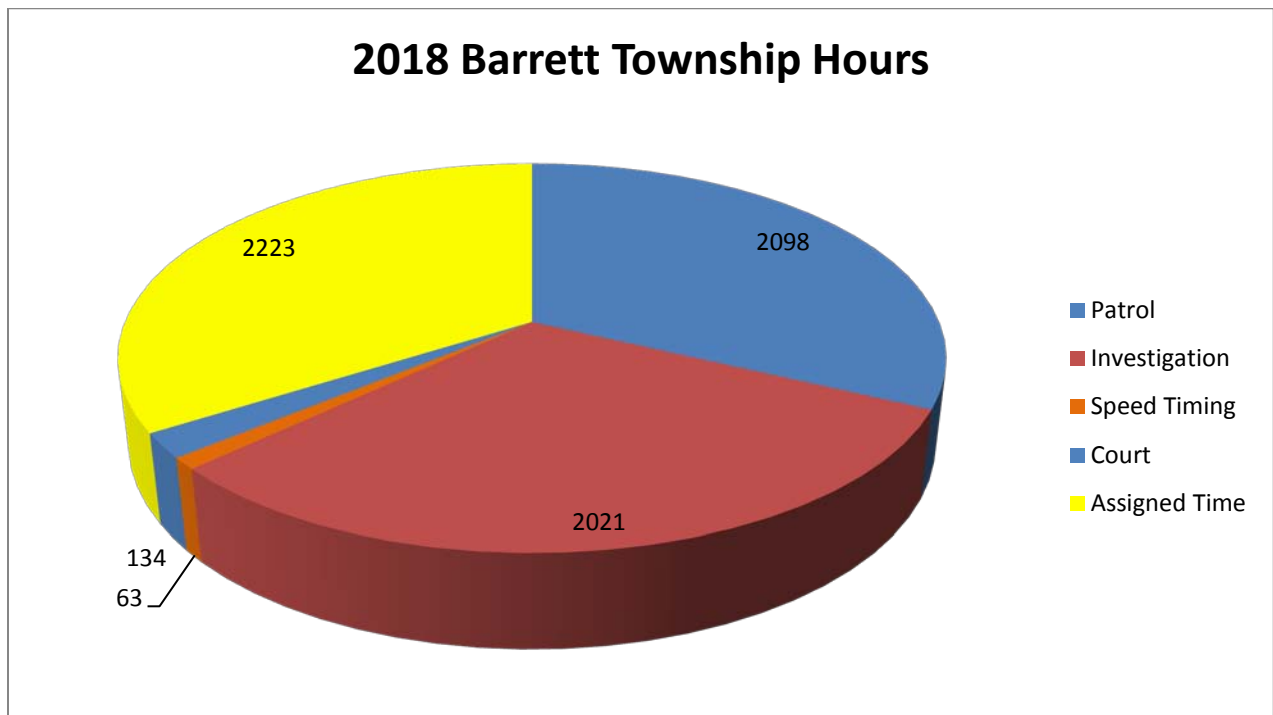
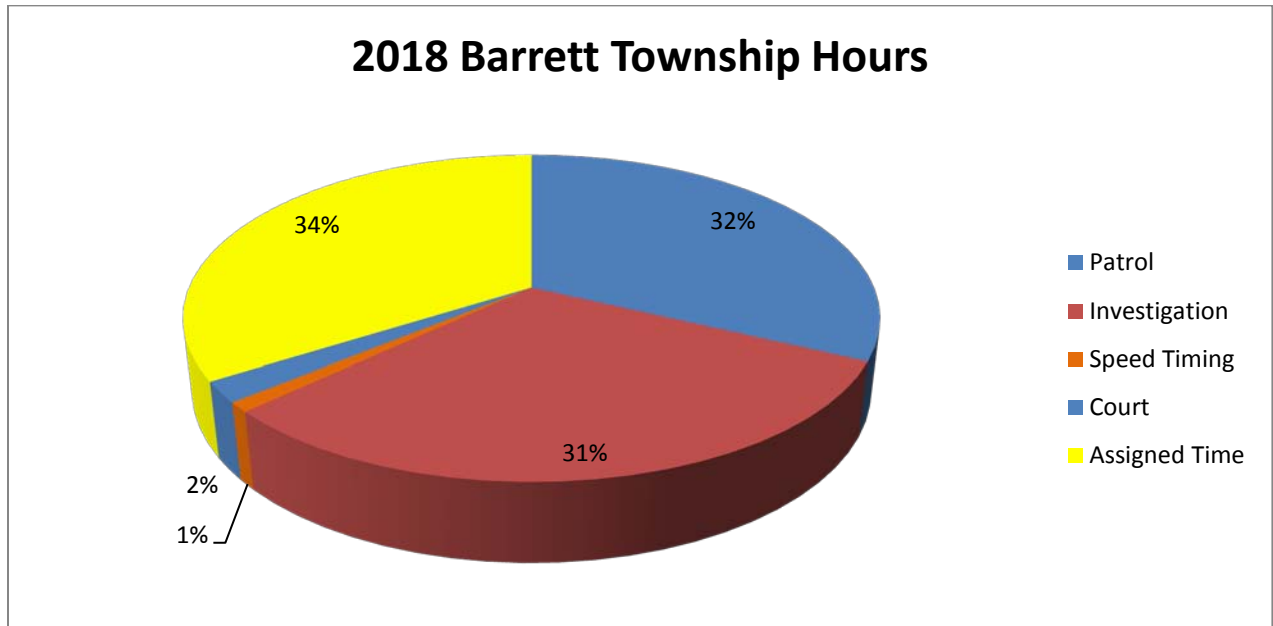
Breakdown of Hours within a Municipality 2018



Breakdown of Hours within a Municipality 2018



Breakdown of Hours within a Municipality 2018



Breakdown of Activity within the Region 2018

	2009	%	2010	%	2011	%	2012	%	2013	%	2014	%	2015	%
Complaints Accidents	16299		16028		13950		13802		12824		11916		12507	
Criminal Arrests	1871		1930		1683		1505		1236		1183		1315	
Traffic Arrests	5248		5568		4648		2648		2571		1726		3300	
Traffic Warnings	4845		5651		3982		2550		1605		1135		1797	
Ordinance Arrests	144		236		189		139		219		129		480	
Totals	28407		29413		24452		20644		18455		16040		19399	

	2016		2017		2018	
Complaints Accidents	12957	Complaints Accidents	13786	Complaints Accidents	13678	
Criminal Arrests	1420	Criminal Arrests	1419	Criminal Arrests	1083	
Traffic Arrests	3904	Traffic Arrests	3777	Traffic Arrests	3090	
Traffic Warnings	1892	Traffic Warnings	2519	Traffic Warnings	2055	
Ordinance Arrests	352	Ordinance Arrests	345	Ordinance Arrests	189	
Totals	20525	Totals	21846	Totals	20095	

Breakdown of Activity within a Municipality 2018

Tobyhanna Township	2009	%	2010	%	2011	%	2012	%	2013	%	2014	%	2015	%
Complaints Accidents	4406	27%	4404	27%	3817	27%	3823	28%	3563	28%	2857	24%	2992	24%
Criminal Arrests	535	29%	522	27%	403	24%	307	20%	353	29%	276	23%	285	22%
Traffic Arrests	2054	39%	2018	36%	1901	41%	886	33%	800	31%	478	28%	1440	44%
Traffic Warnings	1995	41%	2138	38%	1737	44%	1145	45%	582	36%	457	40%	889	49%
Ordinance Arrests	47	33%	42	18%	36	19%	37	27%	28	13%	14	11%	117	24%
Totals	9037		9124		7894		6198		5326		4082		5723	

	2016	%		2017	%		2018	%
Complaints Accidents	2853	22%	Complaints Accidents	3289	24%	Complaints Accidents	3317	24%
Criminal Arrests	333	23%	Criminal Arrests	330	23%	Criminal Arrests	280	25%
Traffic Arrests	1186	30%	Traffic Arrests	1131	30%	Traffic Arrests	859	27%
Traffic Warnings	709	37%	Traffic Warnings	938	37%	Traffic Warnings	639	31%
Ordinance Arrests	58	16%	Ordinance Arrests	40	12%	Ordinance Arrests	25	13%
Totals	5139	25%	Totals	5728	26%	Totals	5120	25%

Breakdown of Activity within a Municipality 2018

Mount Pocono Borough	2009	%	2010	%	2011	%	2012	%	2013	%	2014	%	2015	%
Complaints Accidents	2561	16%	2594	16%	2320	17%	2360	17%	2188	17%	2092	18%	2062	16%
Criminal Arrests	392	21%	492	25%	381	23%	365	24%	348	28%	311	26%	369	28%
Traffic Arrests	1212	23%	1158	21%	1026	22%	544	21%	632	25%	571	33%	732	22%
Traffic Warnings	887	18%	1157	20%	860	22%	409	16%	384	24%	296	26%	294	16%
Ordinance Arrests	37	26%	85	36%	90	48%	43	31%	130	59%	65	50%	290	60%
Totals	5089		5486		4677		3721		3682		3335		3747	

	2016	%		2017	%		2018	%
Complaints Accidents	2119	16%	Complaints Accidents	2303	17%	Complaints Accidents	2186	15%
Criminal Arrests	341	24%	Criminal Arrests	381	27%	Criminal Arrests	257	23%
Traffic Arrests	945	24%	Traffic Arrests	897	24%	Traffic Arrests	910	29%
Traffic Warnings	422	22%	Traffic Warnings	521	21%	Traffic Warnings	541	26%
Ordinance Arrests	215	61%	Ordinance Arrests	175	51%	Ordinance Arrests	89	47%
Totals	4042	20%	Totals	4277	20%	Totals	3983	19%

Breakdown of Activity within a Municipality 2018

Tunkhannock Township	2009	%	2010	%	2011	%	2012	%	2013	%	2014	%	2015	%
Complaints Accidents	2279	14%	2187	14%	1819	13%	1918	14%	1749	14%	1574	13%	1678	13%
Criminal Arrests	256	14%	232	12%	203	12%	204	14%	138	11%	141	12%	202	15%
Traffic Arrests	467	9%	892	16%	507	11%	340	13%	399	16%	131	8%	143	4%
Traffic Warnings	358	7%	485	9%	326	8%	291	11%	224	14%	98	9%	86	5%
Ordinance Arrests	13	9%	4	2%	5	3%	11	8%	1	0%	1	1%	3	1%
Totals	3373		3800		2860		2764		2511		1945		2112	

	2016	%		2017	%		2018	%
Complaints Accidents	1588	12%	Complaints Accidents	1714	12%	Complaints Accidents	1646	12%
Criminal Arrests	151	11%	Criminal Arrests	133	9%	Criminal Arrests	102	9%
Traffic Arrests	326	8%	Traffic Arrests	425	11%	Traffic Arrests	271	8%
Traffic Warnings	103	5%	Traffic Warnings	235	9%	Traffic Warnings	185	9%
Ordinance Arrests	4	.11%	Ordinance Arrests	8	2%	Ordinance Arrests	1	0%
Totals	2172	11%	Totals	2515	12%	Totals	2205	10%

Breakdown of Activity within a Municipality 2018

Coolbaugh Township	2009	%	2010	%	2011	%	2012	%	2013	%	2014	%	2015	%
Complaints Accidents	7053	43%	6843	43%	5994	43%	5701	41%	5324	42%	5344	45%	5216	42%
Criminal Arrests	688	36%	684	35%	696	41%	629	42%	397	32%	455	38%	424	32%
Traffic Arrests	1515	29%	1500	27%	1214	26%	878	33%	740	29%	546	32%	877	27%
Traffic Warnings	1605	34%	1871	33%	1059	27%	705	28%	415	26%	284	25%	490	27%
Ordinance Arrests	47	32%	105	44%	58	31%	48	35%	60	27%	49	38%	70	15%
Totals	10908		11003		9021		7961		6936		6678		7077	

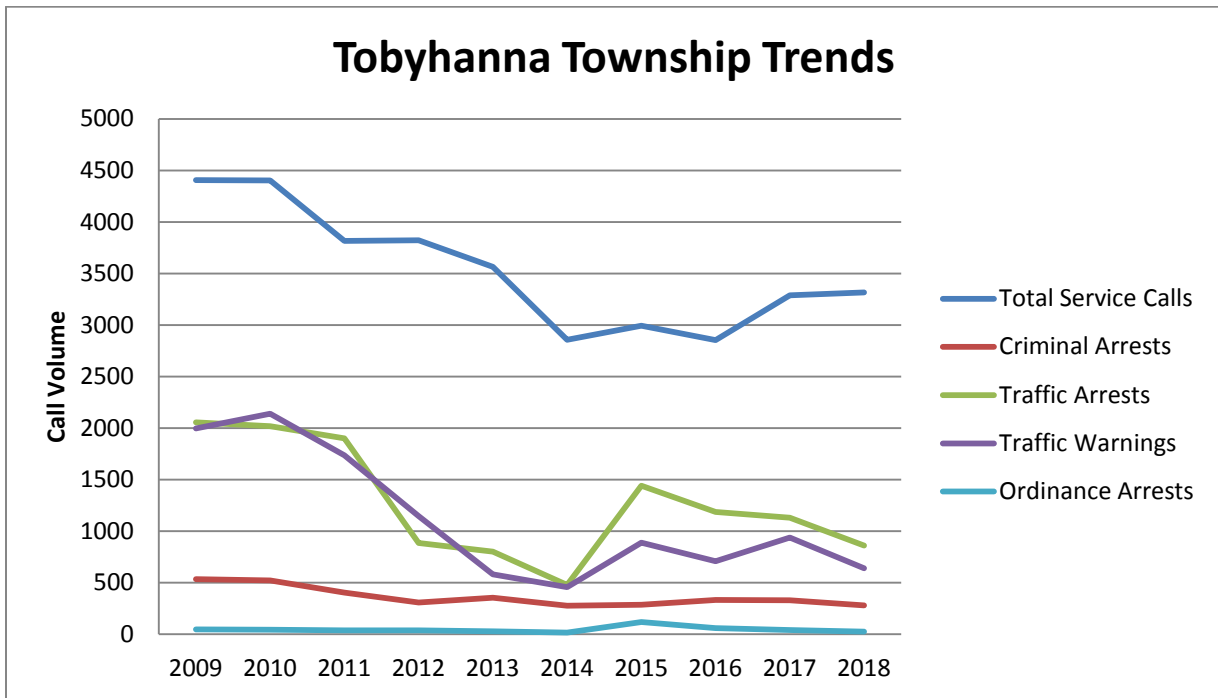
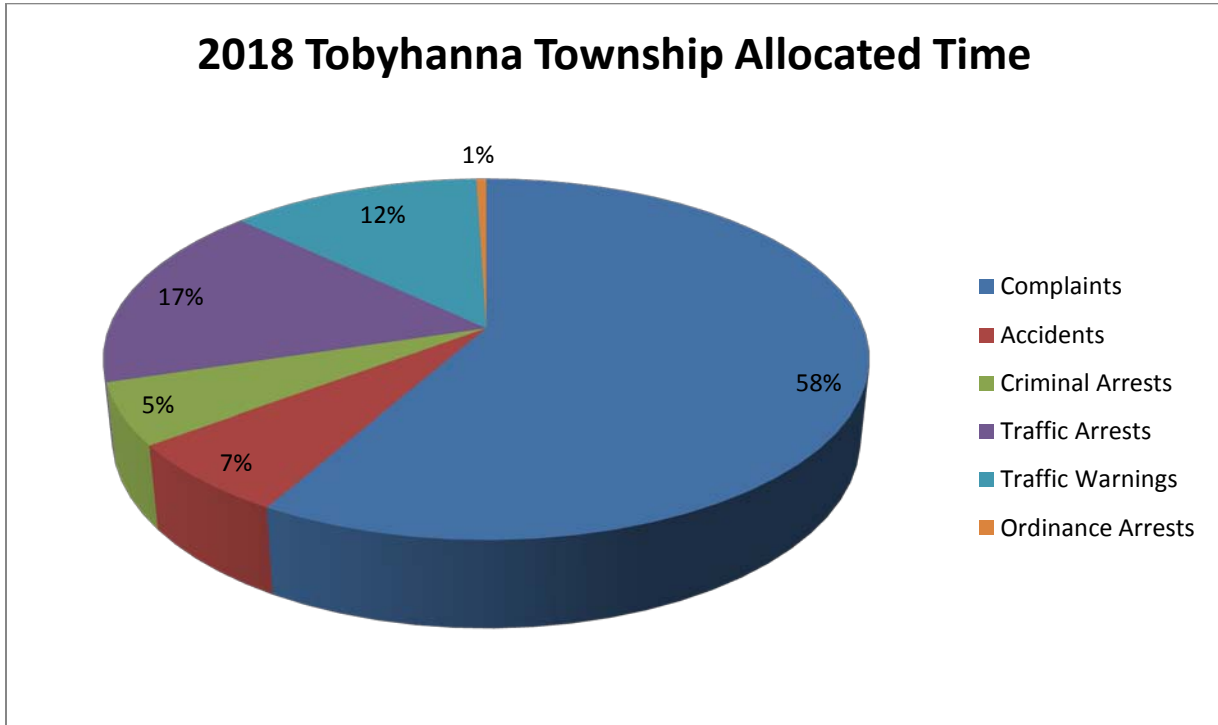
	2016	%		2017	%		2018	%
Complaints Accidents	5278	41%	Complaints Accidents	5360	39%	Complaints Accidents	5499	40%
Criminal Arrests	459	32%	Criminal Arrests	496	35%	Criminal Arrests	395	36%
Traffic Arrests	1172	30%	Traffic Arrests	1119	30%	Traffic Arrests	892	28%
Traffic Warnings	545	29%	Traffic Warnings	650	26%	Traffic Warnings	512	24%
Ordinance Arrests	74	21%	Ordinance Arrests	122	35%	Ordinance Arrests	73	38%
Totals	7528	37%	Totals	7747	35%	Totals	7371	36%

Breakdown of Activity within a Municipality 2018

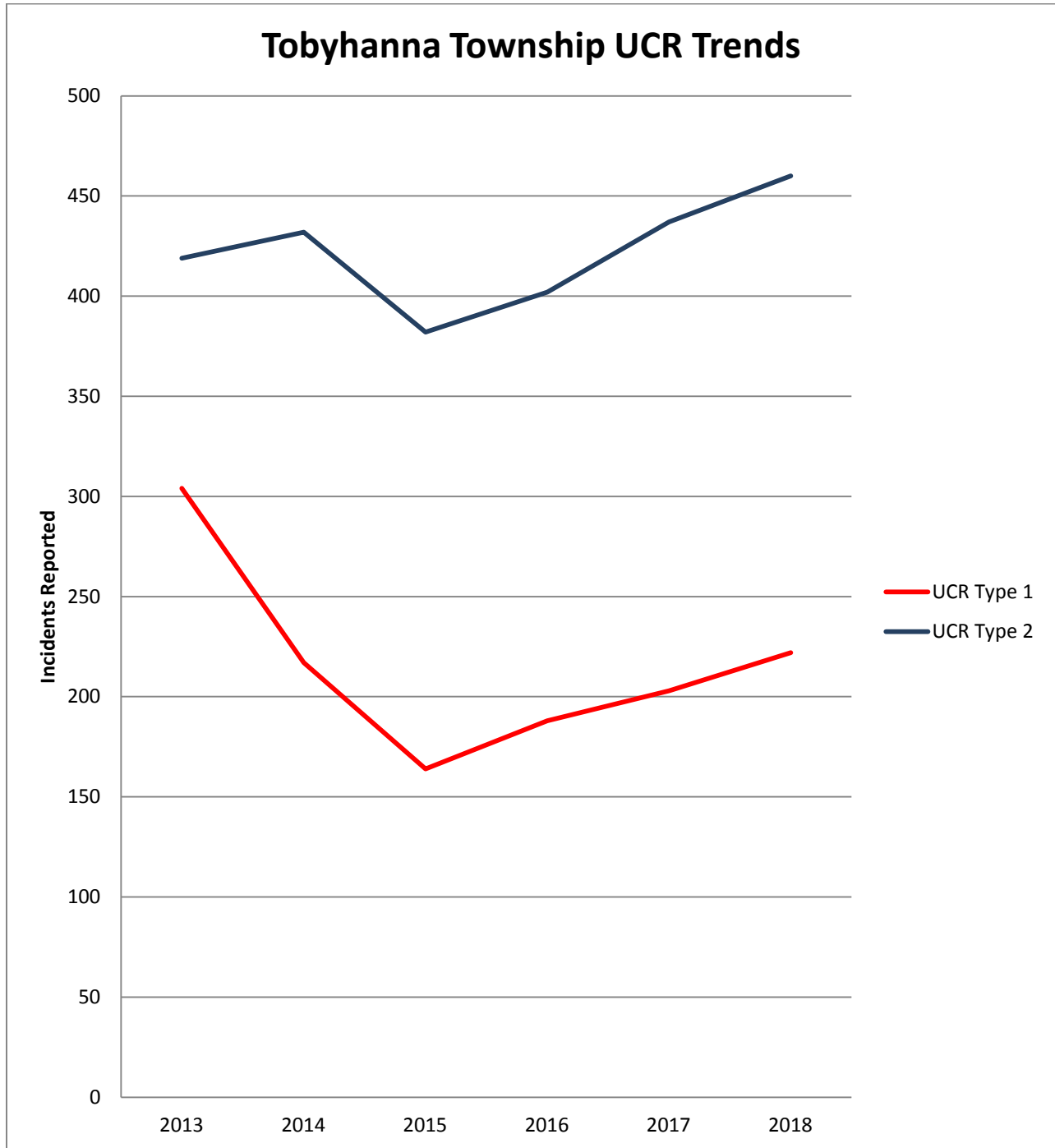
Barrett Township	2009	%	2010	%	2011	%	2012	%	2013	%	2014	%	2015	%
Complaints Accidents													510	4%
Criminal Arrests													35	3%
Traffic Arrests													108	3%
Traffic Warnings													38	2%
Ordinance Arrests													0	0
Totals													691	

	2016	%		2017	%		2018	%
Complaints Accidents	1086	8%	Complaints Accidents	1082	8%	Complaints Accidents	987	7%
Criminal Arrests	132	9%	Criminal Arrests	78	5%	Criminal Arrests	45	4%
Traffic Arrests	275	7%	Traffic Arrests	203	5%	Traffic Arrests	158	5%
Traffic Warnings	113	6%	Traffic Warnings	173	7%	Traffic Warnings	172	8%
Ordinance Arrests	1	.28%	Ordinance Arrests	0	0%	Ordinance Arrests	1	0%
Totals	1607	8%	Totals	1536	7%	Totals	1363	6%

Allocated Time and Trends 2018

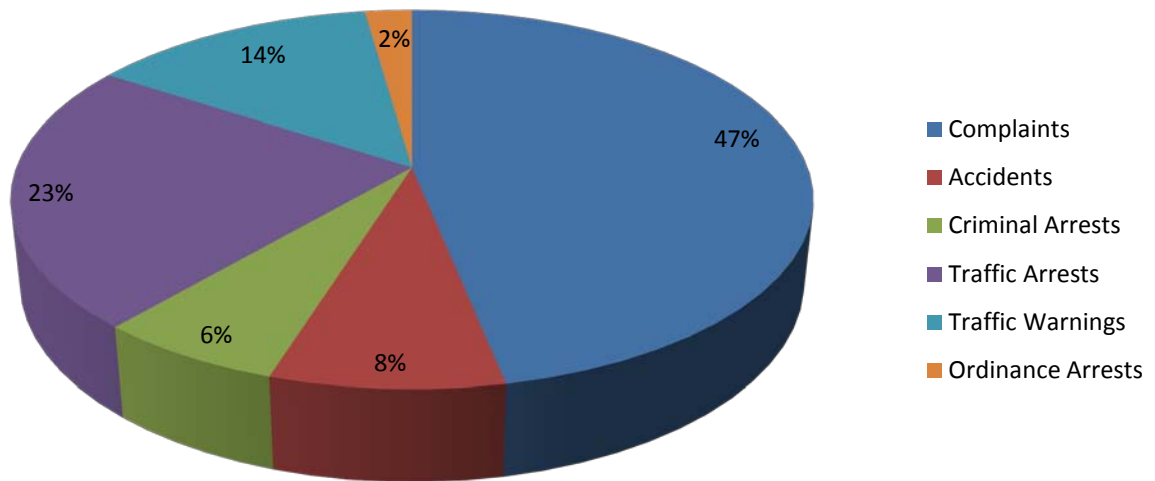


Allocated Time and Trends 2018

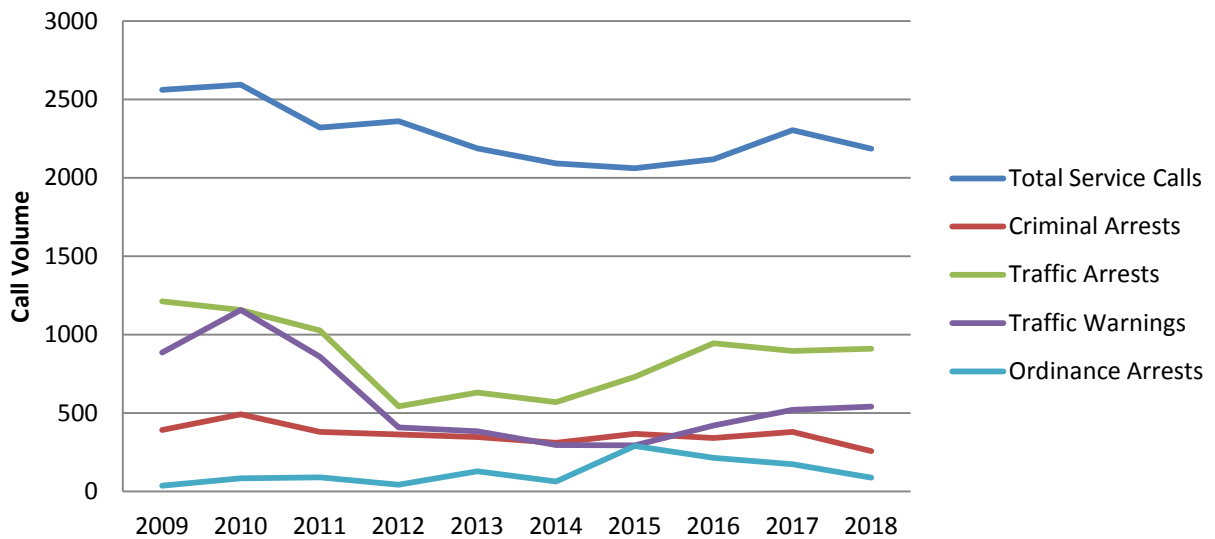


Allocated Time and Trends 2018

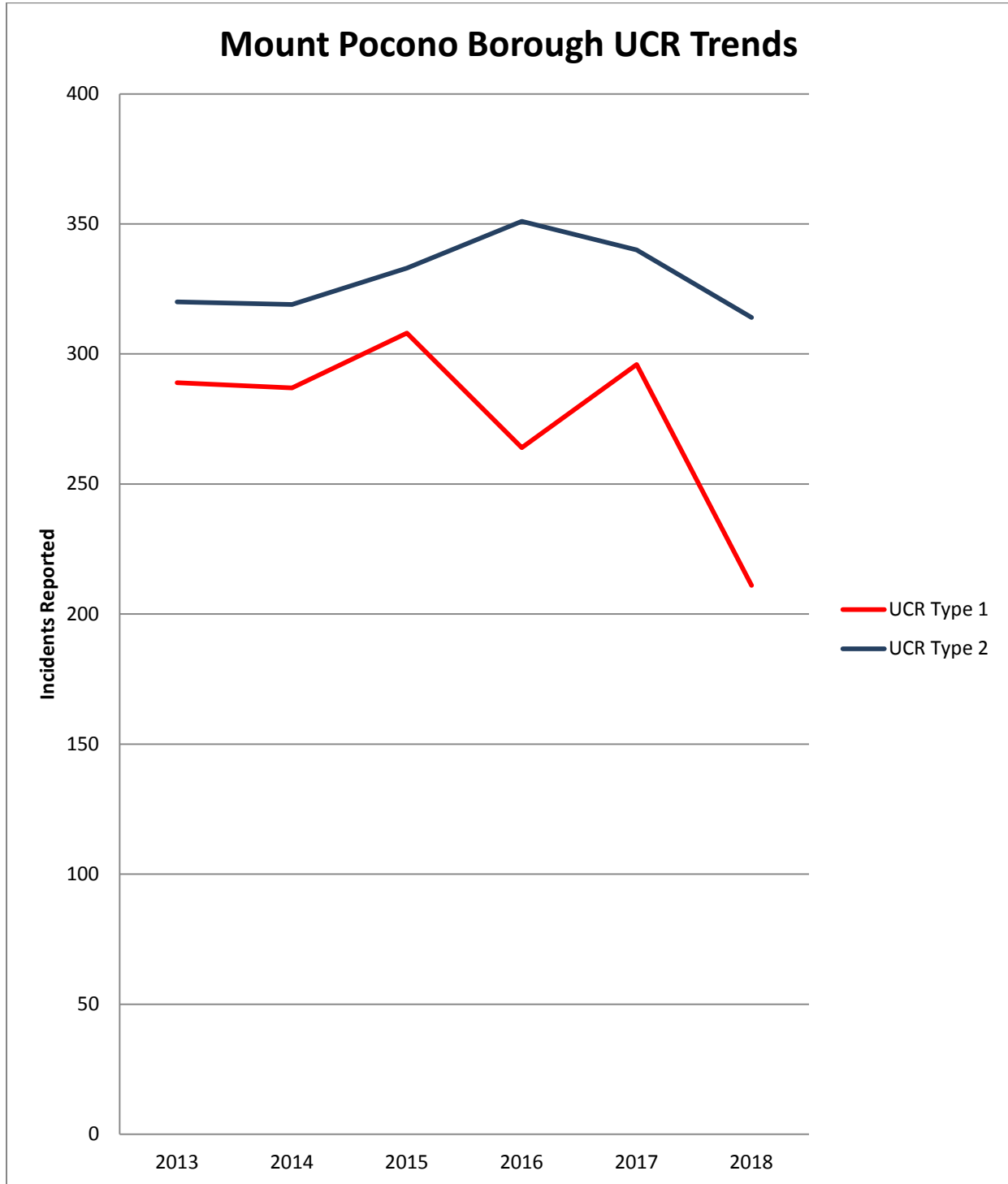
2018 Mount Pocono Allocated Time



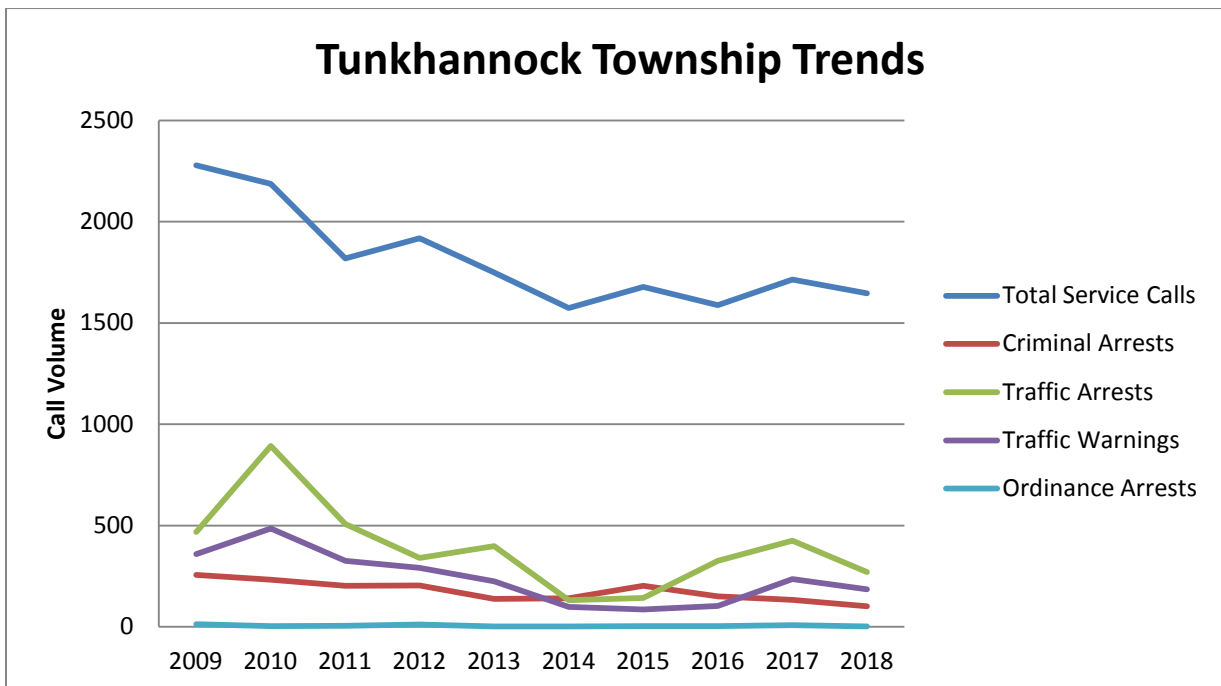
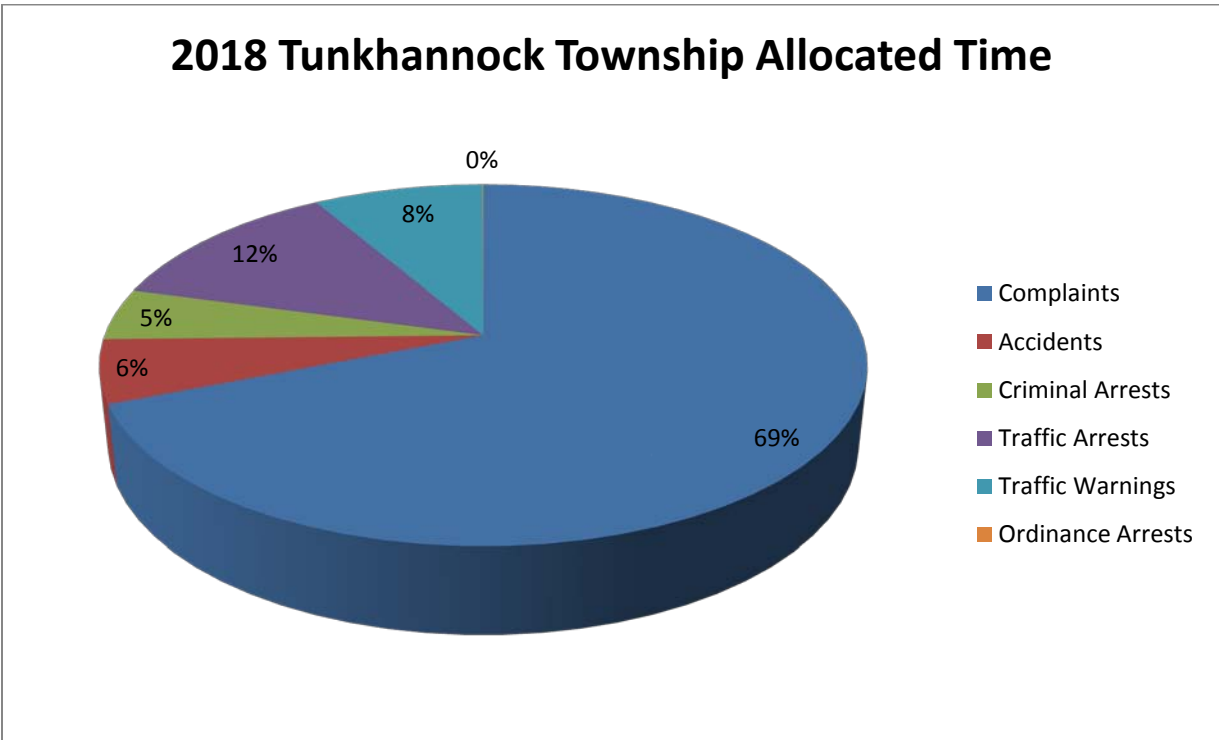
2018 Mount Pocono Trends



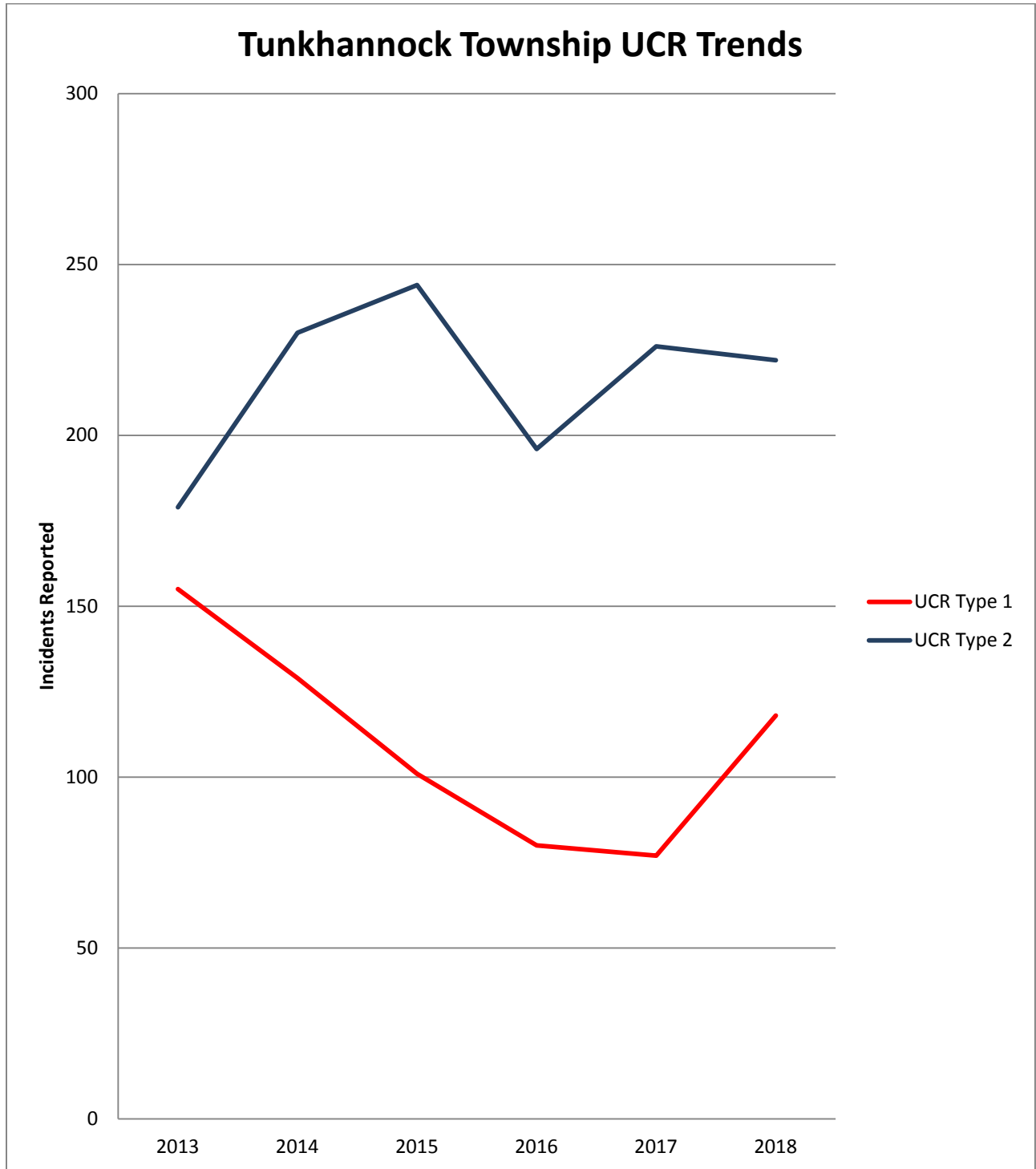
Allocated Time and Trends 2018



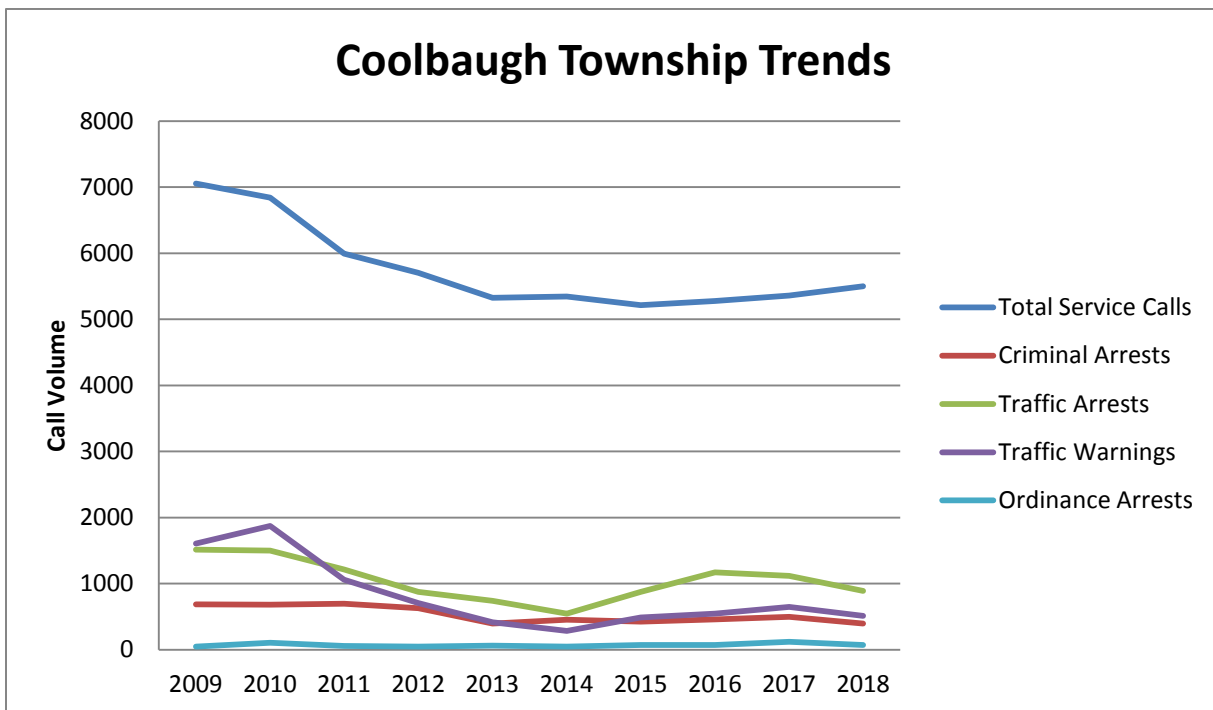
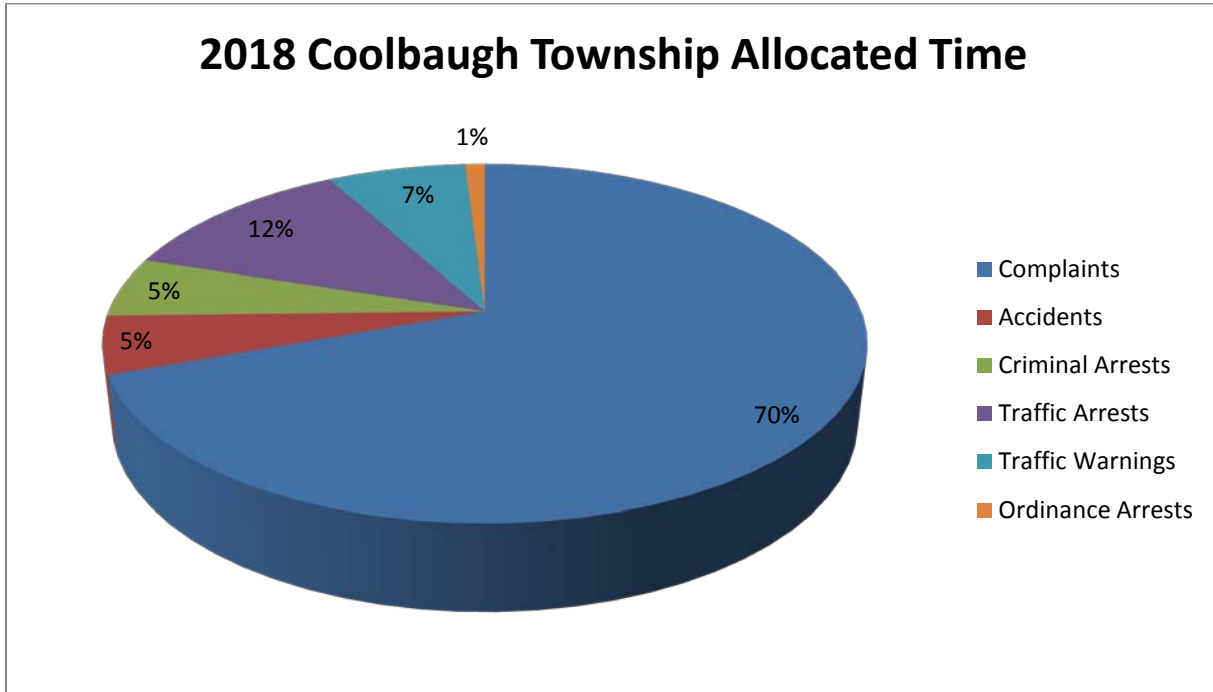
Allocated Time and Trends 2018



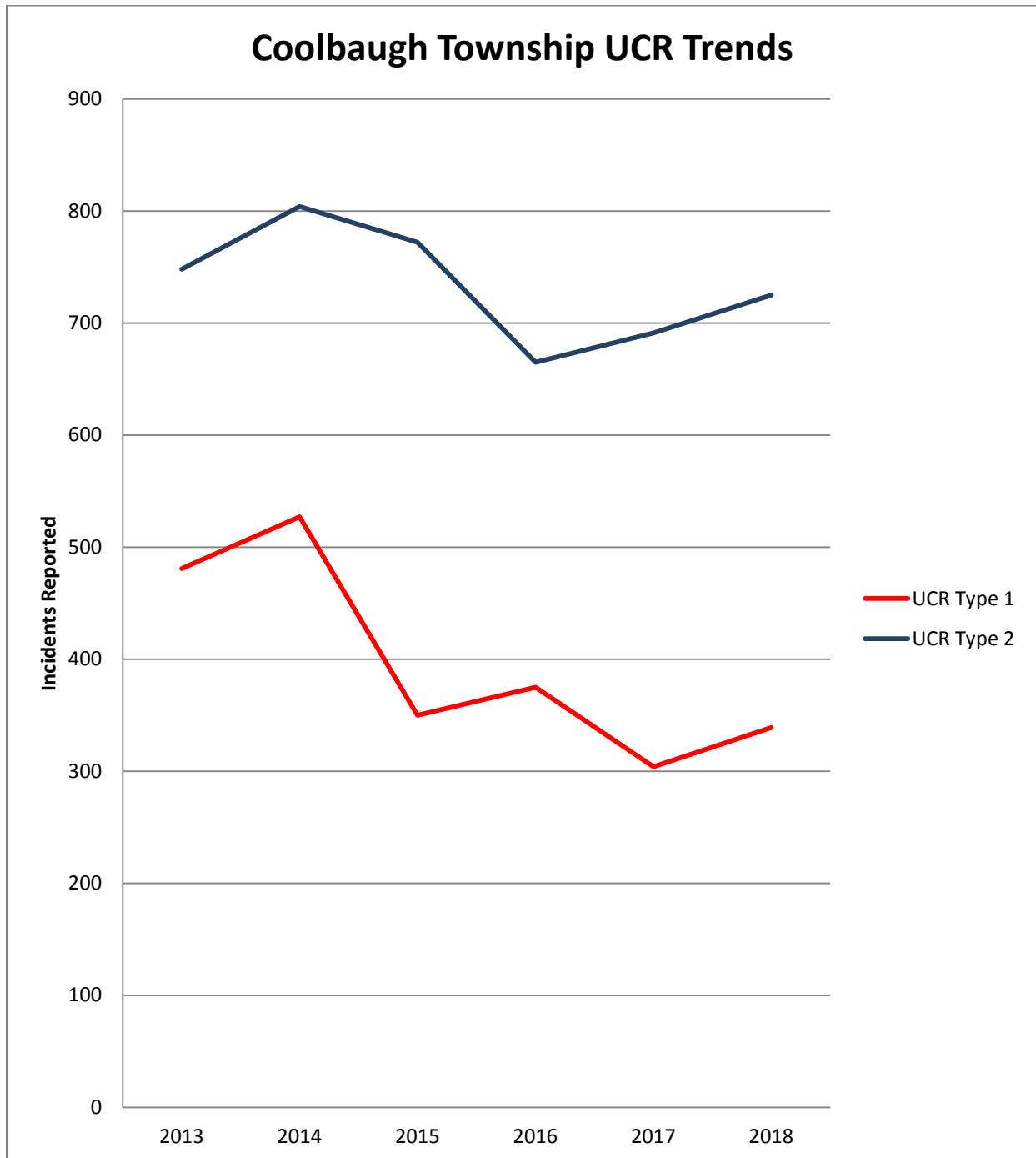
Allocated Time and Trends 2018



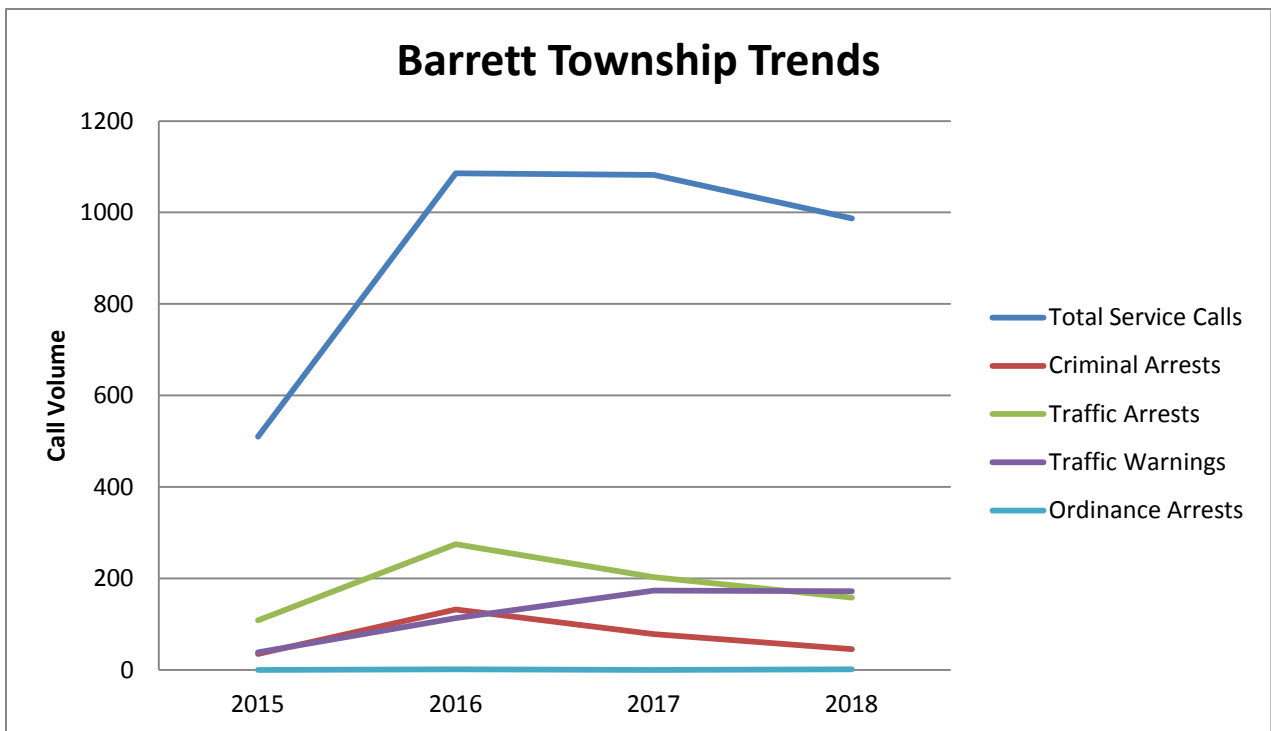
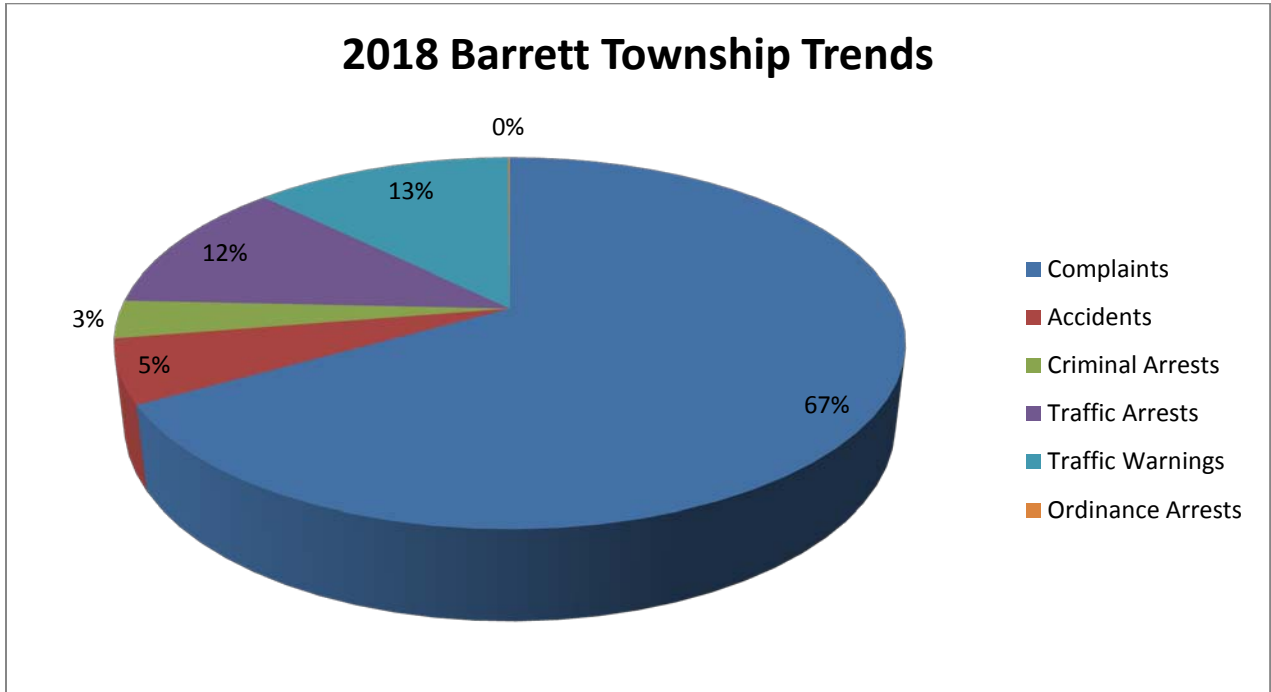
Allocated Time and Trends 2018



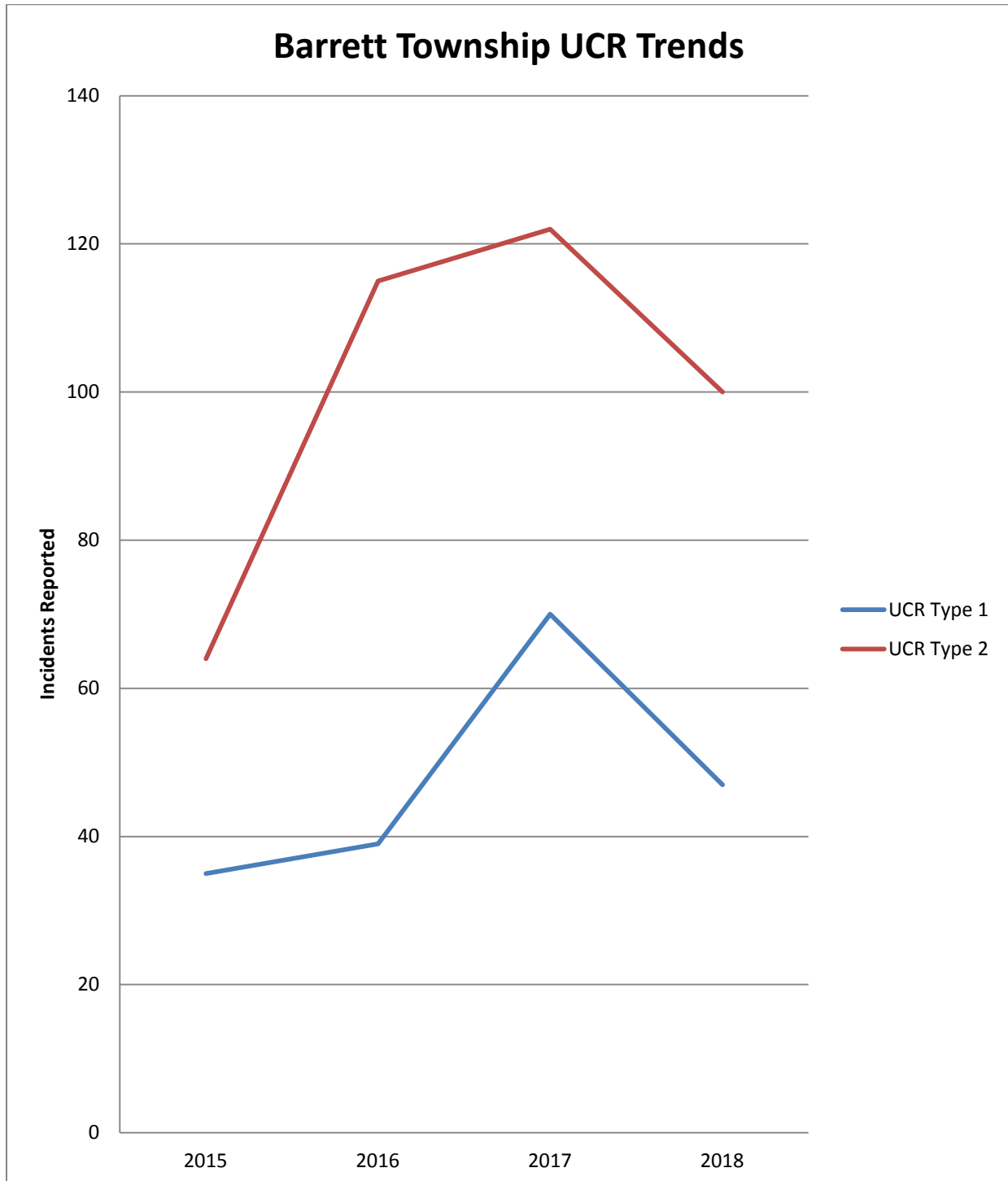
Allocated Time and Trends 2018



Allocated Time and Trends 2018



Allocated Time and Trends 2018

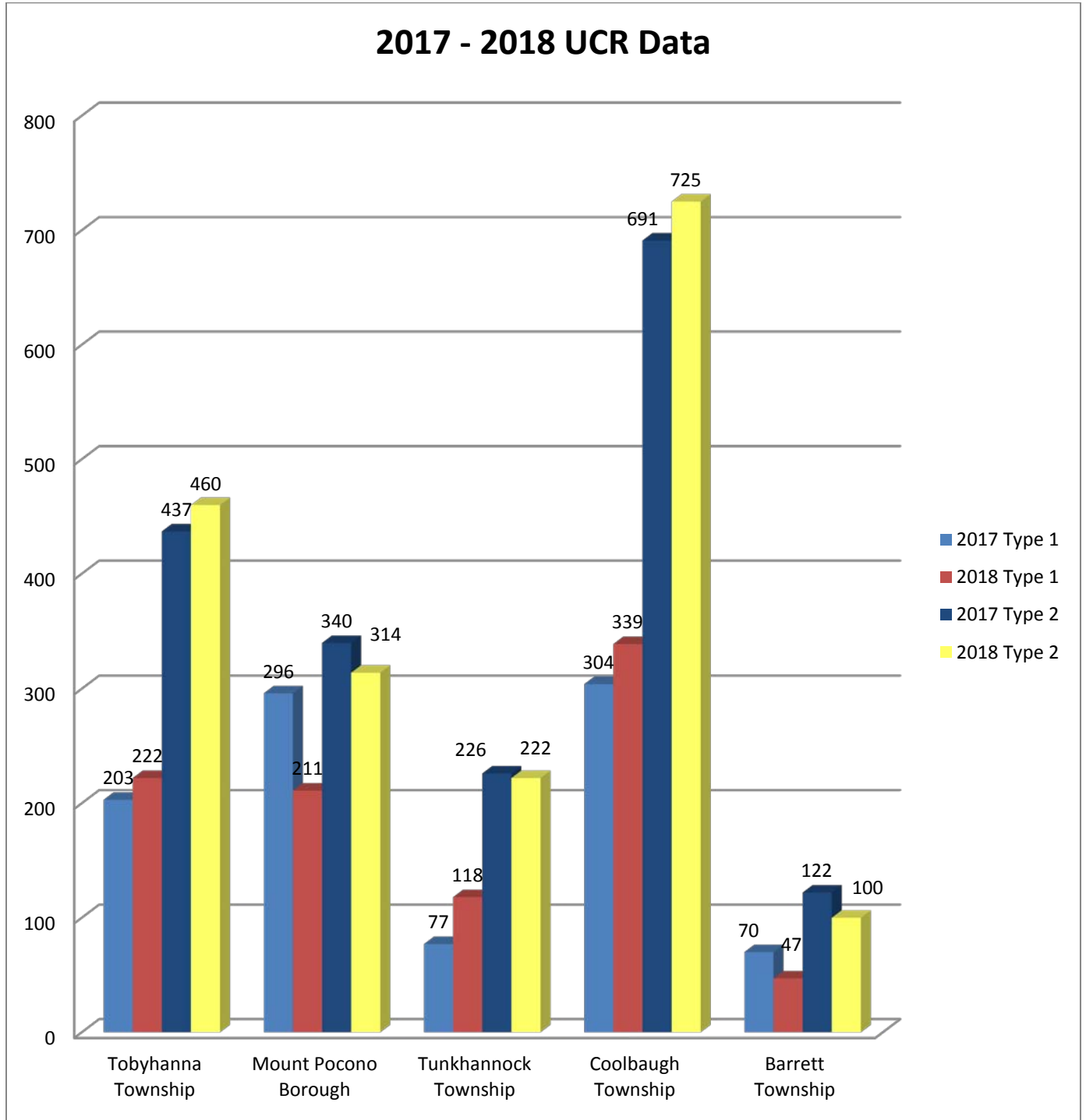


2018 UCR Data

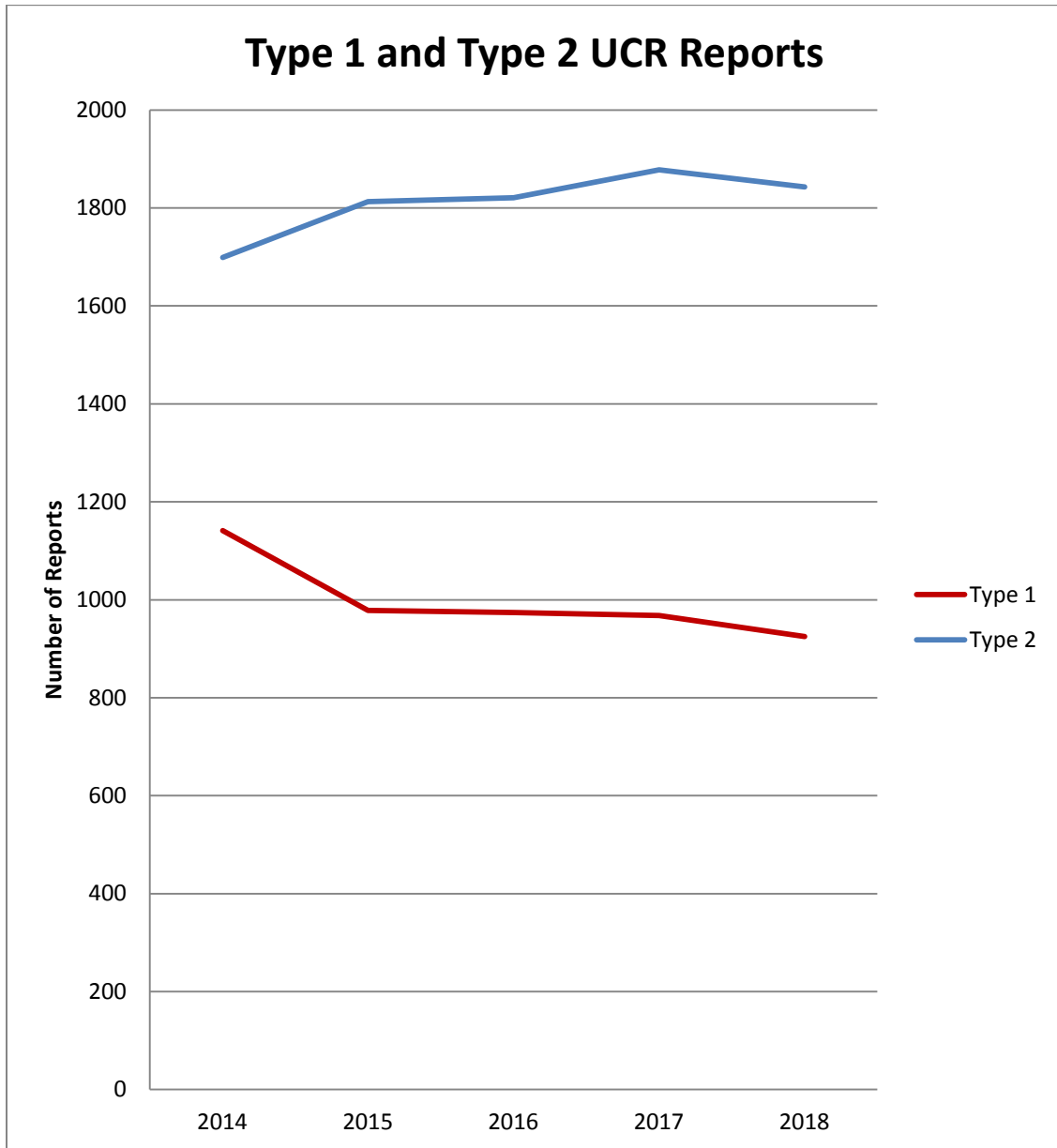
Pocono Mountain Regional Police UCR Crime Stats 2018

	DEPART TOTAL	TOBY	TUNK	BORO	COOL	BAR	OUT
Homicide	2	0	0	1	1	0	0
Rape	28	5	3	3	14	3	0
Robbery	11	2	1	2	5	1	0
Assaults	226	62	18	25	110	11	0
Burglary	180	45	30	13	81	11	0
Larceny - Thefts	450	100	54	162	116	18	0
Stolen Vehicles	35	7	12	4	9	3	0
Arson	5	1	0	1	3	0	0
Forgery	17	9	0	6	2	0	0
Fraud	186	53	27	20	74	12	0
Embezzlement	1	0	0	0	0	1	0
Stolen Property	15	1	4	2	8	0	0
Vandalism	152	31	29	26	59	7	0
Weapons	22	6	0	3	10	3	0
Prostitution	0	0	0	0	0	0	0
Sex Offenses	75	17	8	9	38	1	2
Drug Violations	91	25	13	29	18	6	0
Gambling	0	0	0	0	0	0	0
Offenses Family	73	10	9	7	43	4	0
DUI	112	47	8	16	38	3	0
Liquor Laws	22	6	6	7	3	0	0
Drunkenness	65	24	4	17	18	2	0
Disorderly Conducts	639	138	64	125	271	33	8
All Others	361	93	50	47	143	28	0
UCR TOTALS	2768	682	340	525	1064	147	10

2017 - 2018 UCR Data

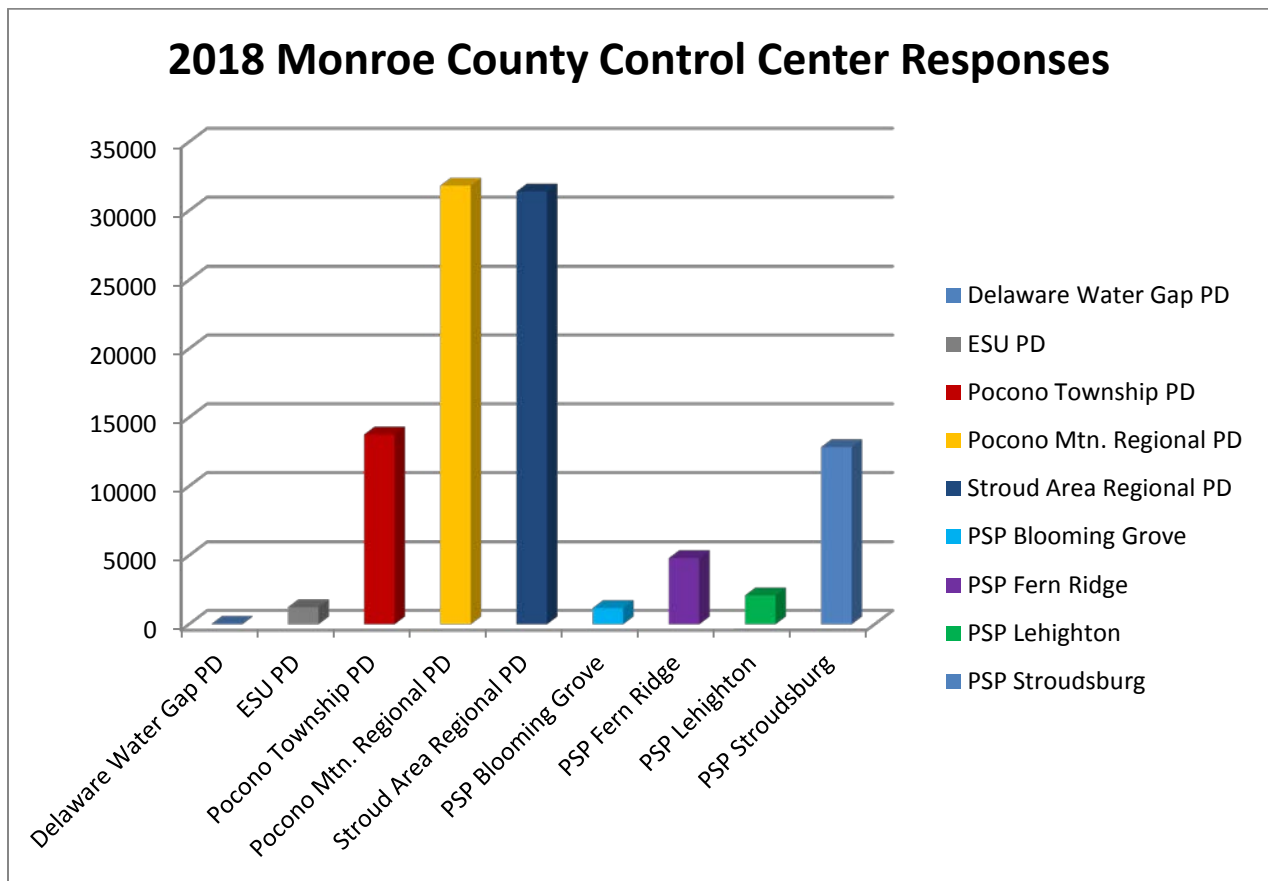


2014 – 2018 UCR Data



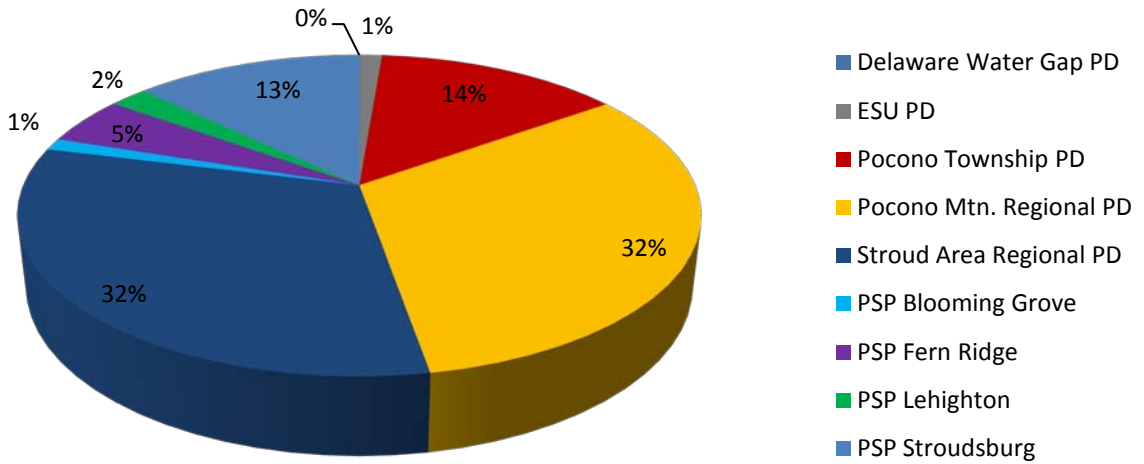
Monroe County Control Center 2018 Police Statistics

Department	2018 Calls Reported
Delaware Water Gap Police	34
East Stroudsburg University Police	1,236
Pocono Township Police	13,761
Pocono Mountain Regional Police	31,827
Stroud Area Regional Police	31,394
PA State Police Blooming Grove	1,178
PA State Police Fern Ridge	4,812
PA State Police Lehighton	2,098
PA State Police Swiftwater	12,844

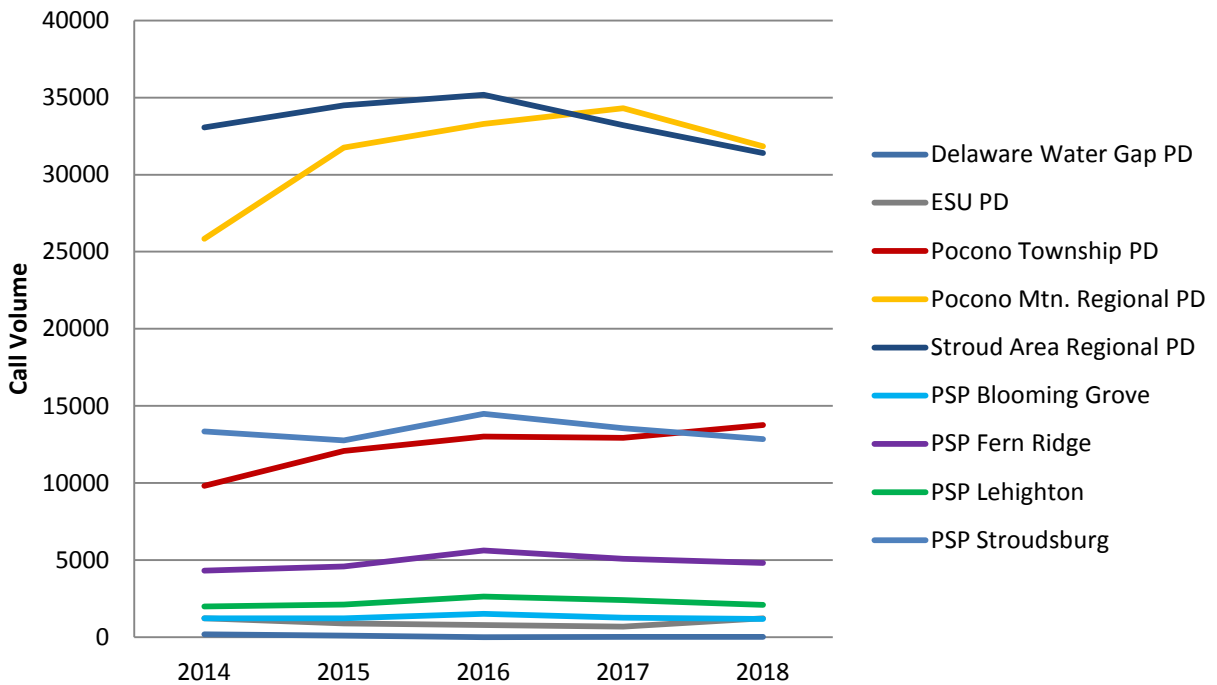


Monroe County Control Center 2018 Police Statistics

2018 Monroe County Control Center Responses



2014 - 2018 MCCC Responses

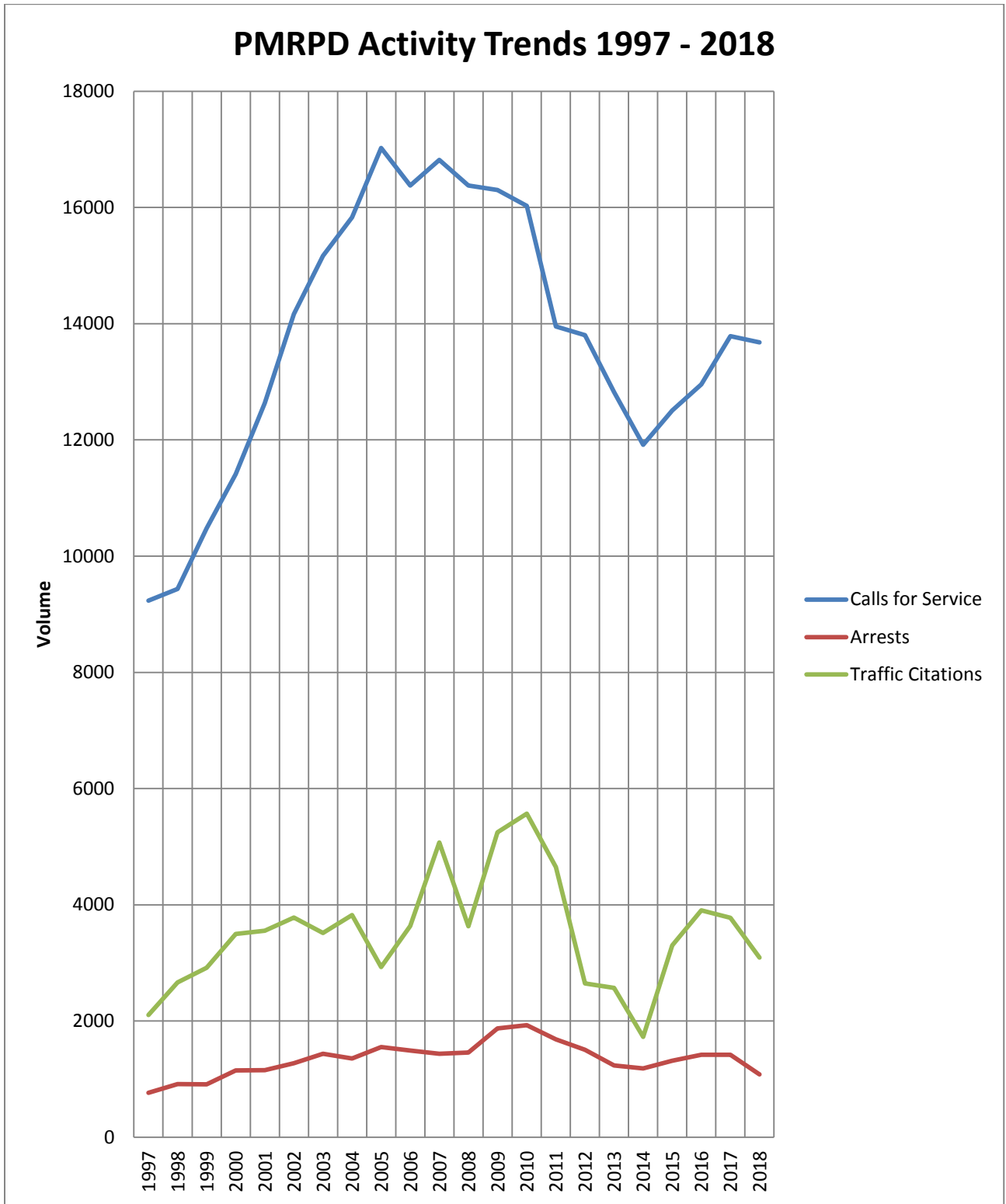


PMRPD Analysis 1997 - 2018

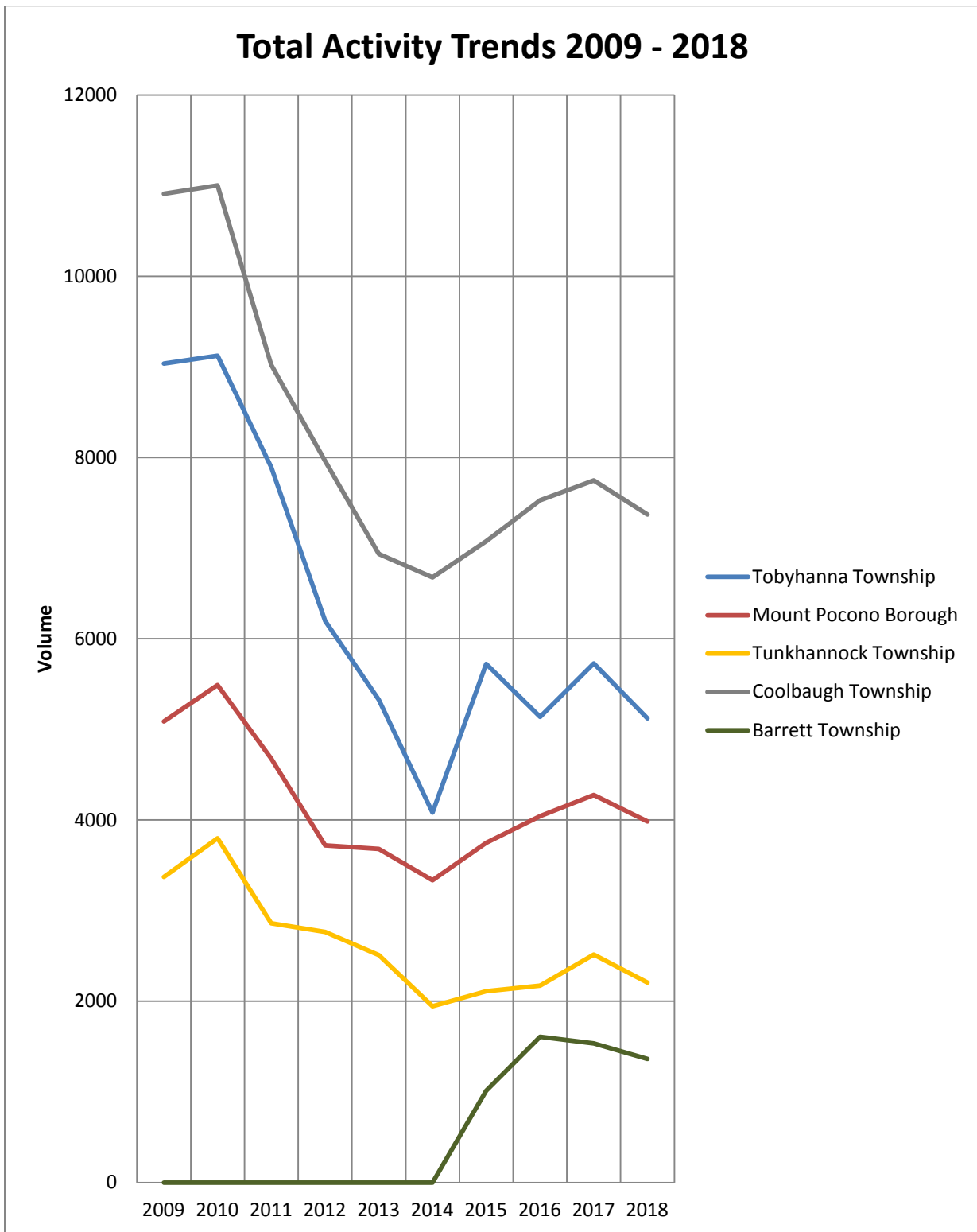
YEAR	CALLS FOR SERVICE	CRIMINAL ARRESTS	TRAFFIC CITATIONS	BILLABLE OFFICERS	UNITS	PPU	BUDGET	TOTAL OFFICERS	CBA Raises	Total court Disbursements
1997	9236	764	2105	26	104	17,831	2,100,570	28		\$ 4,529.36
1998	9436	914	2664	28	112	17,997	2,385,562	30		\$ 90,034.70
1999	10479	911	2917	29	116	19,427	2,642,343	31	\$1,250	\$ 108,155.40
2000	11411	1149	3498	30	120	20,660	2,868,278	32	\$1,250	\$ 122,749.10
2001	12635	1154	3555	30	120	23,033	3,135,498	32	\$1,250	\$ 116,149.25
2002	14164	1275	3782	31	124	26,602	3,711,484	33	7.5%	\$ 116,843.24
2003	15166	1436	3516	32	128	28,386	4,060,456	35	3.5%	\$ 110,093.54
2004	15831	1354	3825	32	128	28,906	4,163,863	35	7%	\$ 110,911.49
2005	17022	1553	2930	33	132	32,582	4,879,154	36	5.2%	\$ 93,145.91
2006	16379	1492	3635	34	136	33,267	5,112,597	37	1%	\$ 111,678.86
2007	16818	1436	5073	35	140	32,751	5,193,331	38	4%	\$ 145,945.56
2008	16376	1457	3629	37	148	33,094	5,545,580	40	4%	\$ 140,188.22
2009	16299	1871	5248	40	160	32,084	5,823,030	44	4%	\$ 175,080.40
2010	16028	1930	5568	40	160	31,699	6,007,999	44	4%	\$ 178,282.98
2011	13950	1683	4648	39	156	32,214	6,088,699	43	2%	\$ 144,002.80
2012	13802	1505	2648	35	140	34,463	5,721,404	39	3%	\$ 116,137.88
2013	12824	1236	2571	34.5	138	35,049	5,756,983	38	3%	\$ 98,478.49
2014	11916	1184	1726	32	128	37,787	5,627,573	36	0%	\$ 75,877.04
2015	12507	1315	3300	35	140	40,332	5,392,174	40	1%	\$ 94,464.58

YEAR	CALLS FOR SERVICE	CRIMINAL ARRESTS	TRAFFIC CITATIONS	BILLABLE OFFICERS	UNITS	PPU	BUDGET	TOTAL OFFICERS	CBA Raises	Total court Disbursements
2016	12957	1420	3904	35	140	40930	5,730,262	40	2%	\$123,339.33
2017	13786	1419	3777	36	144	41301	5,947,357	41	3%	\$105,204
2018	13678	1083	3090	36	144	39905	5,746,362	41	3%	\$86,910

PMRPD Activity Trends



PMRPD Activity Trends



State Funded Programs

Aggressive Driving / Buckle up PA/ Liquor Control Grant

Program	Dollars Received	Traffic Citations	Arrests
Aggressive Driving	\$9,817.60	276	6
Buckle Up PA	\$6,387.93	124	6
LCE Grant	\$14,967.94	0	26

MONEY DISBURSED THROUGH PARKING VIOLATIONS AND ALARM FINES 2011 THROUGH 2018

Tobyhanna Township	2011	2012	2013	2014	2015	2016	2017	2018
Parking Violations	775.00	925.00	490.00	350.00	3,750	1,850	950.00	330.00
Alarm Violations	100.00	125.00	300.00	225.00	100	625	200.00	475.00
Total	875.00	1,050.00	790.00	575.00	3,850	2475	1,150	805.00

Mount Pocono	2011	2012	2013	2014	2015	2016	2017	2018
Parking Violations	2,270.00	700.00	2,775.00	1,575.00	8,650	7,075	5,350.00	2,150
Alarm Violations	100.00	50.00	250.00	350.00	50	25	475.00	625
Total	2,370.00	750.00	3,025.00	1,925.00	8,700	7,100	5,825	2,775.00

Tunkhannock Township	2011	2012	2013	2014	2015	2016	2017	2018
Parking Violations	50.00	100.00	0	0	0	0	0	50
Alarm Violations	100.00	100.00	100.00	75.00	0	25.00	100.00	25
Total	150.00	200.00	100.00	75.00	0	25.00	100.00	75

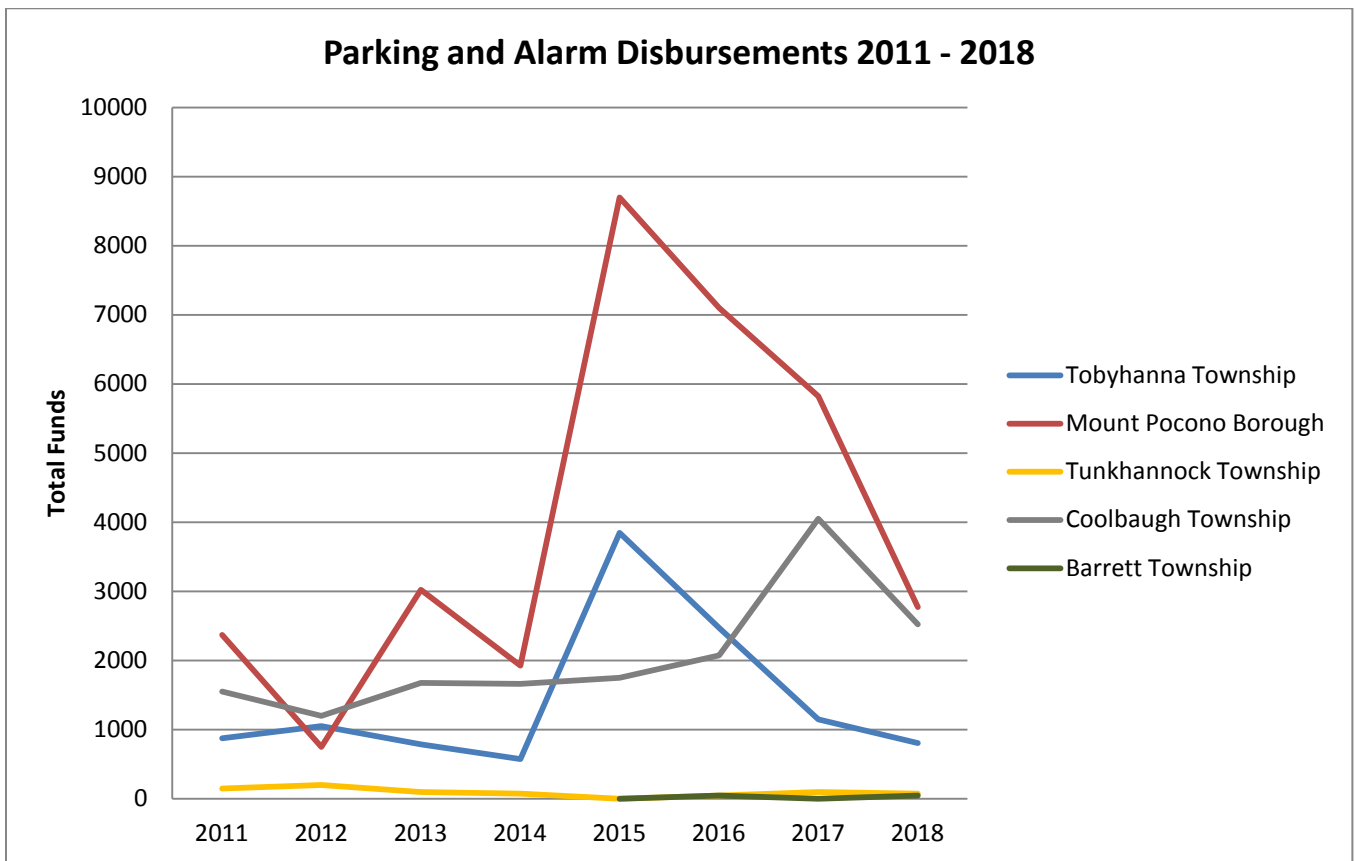
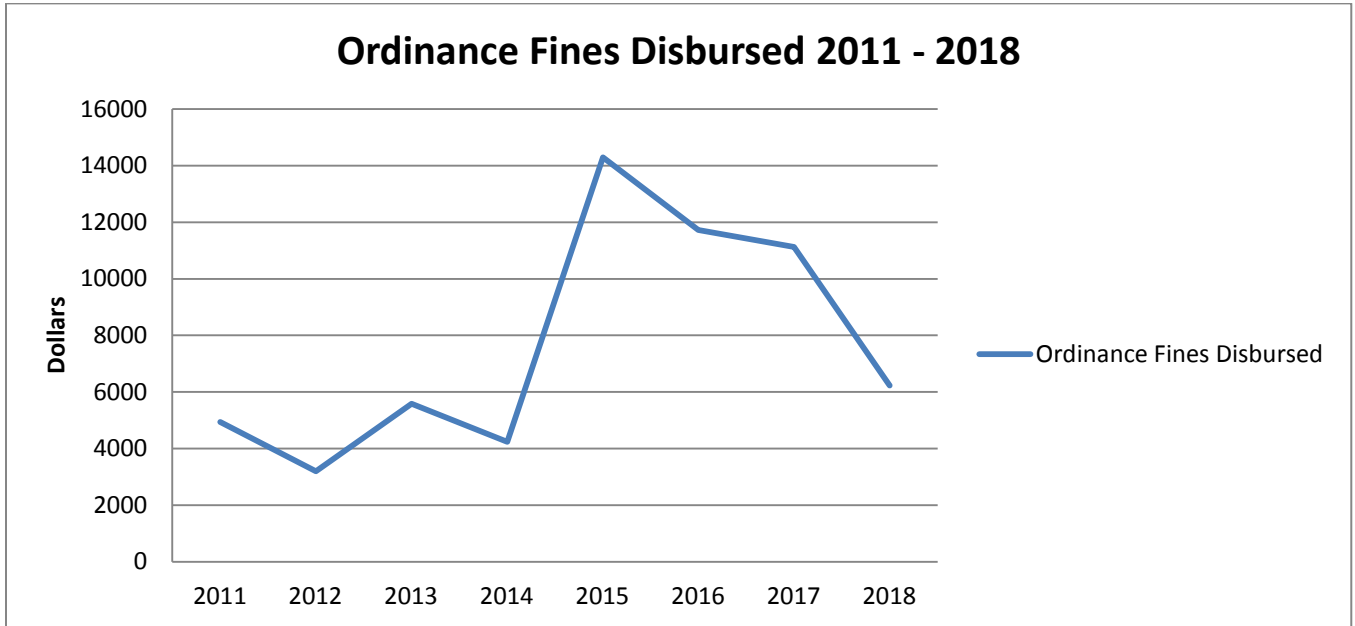
Coolbaugh Township	2011	2012	2013	2014	2015	2016	2017	2018
Parking Violations	1350.00	1150.00	1050.00	815.00	1750.00	1800.00	3250.00	1450
Alarm Violations	200.00	50.00	625.00	850.00	0	275.00	800.00	1075
Total	1550.00	1200.00	1675.00	1665.00	1750.00	2075.00	4050.00	2,525.00

MONEY DISBURSED THROUGH PARKING VIOLATIONS AND ALARM FINES 2011 THROUGH 2018

Barrett Township	2011	2012	2013	2014	2015	2016	2017	2018
Parking Violations	-	-	-	-	0	50.00	0	50
Alarm Violations	-	-	-	-	0	0	0	0
Total	-	-	-	-	0	50.00	0	50

Totals	4945.00	3200.00	5590.00	4240.00	14300.00	11725.00	11125.00	6,230.00
--------	---------	---------	---------	---------	----------	----------	----------	----------

Ordinance Disbursements



2018 Fleet

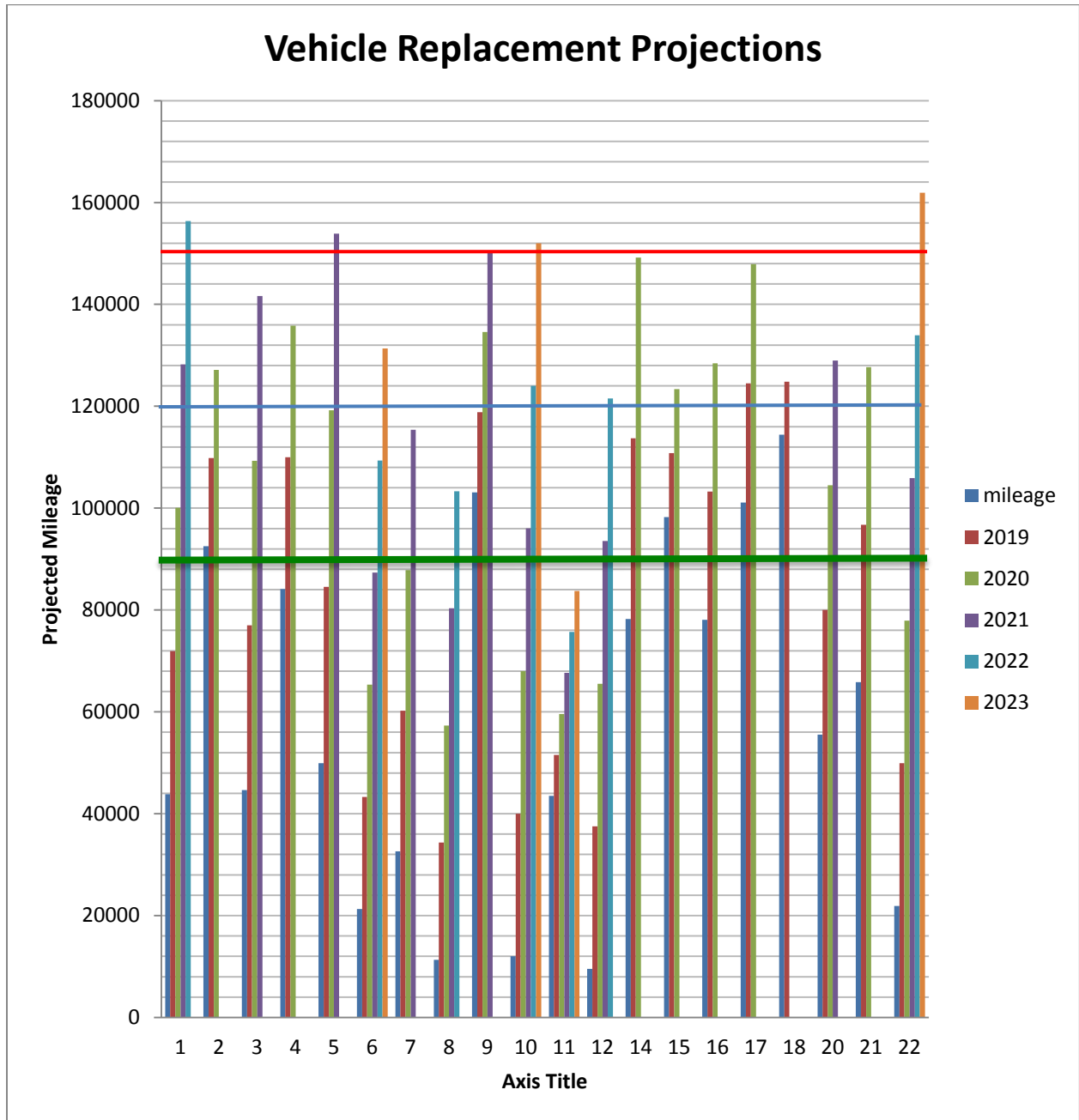
Unit	Y/M/M	Purchased	2018 Mileage	Total Mileage	2018 Cost	Total Cost
1	2017 Ford Explorer	6/2017	28,132	43,812	\$586.21	\$5,463.23
2	2015 Dodge Charger	4/2015	17,312	92,508	\$1,342.65	\$2,471.97
3	2017 Ford Taurus	8/2017	32,331	44,647	\$487.67	\$500.49
4	2016 Dodge Charger	5/2016	25,873	84,097	\$713.26	\$1,462.11
5	2017 Ford Explorer	4/2017	34,654	49,905	\$561.70	\$676.47
*6	2014 Dodge Charger	9/2014	0	113,802	\$0	\$1,514.39
6	2018 Ford Explorer	2/2018	21,321	21,321	\$196.95	\$365.28
7	2017 Ford Taurus	8/2017	27,592	32,628	\$350.67	\$350.67
*8	2014 Dodge Charger	9/2014	9,094	113,524	\$753.72	\$2,670.00
8	2018 Ford Sedan	8/2018	11,320	11,320	\$171.90	\$171.90
9	2014 Chevy Tahoe	7/2014	15,742	103,103	\$658.02	\$3,149.21
10	2017 Ford Explorer	4/2018	12,005	12,005	\$86.36	\$86.36
11	2015 Dodge Ram	6/2015	8,043	43,516	\$519.57	\$902.91
*12	2010 Chevy Tahoe	11/2010	6,307	167,768	\$571.41	\$6,516.01
12	2018 Ford Sedan	8/2018	9,532	9,532	\$91.95	\$91.95
14	2017 Ford Explorer	8/2016	35,480	78,249	\$613.49	\$1,124.46
15	2015 Dodge Charger	4/2015	12,543	98,255	\$1,679.86	\$3,989.57
16	2016 Dodge Charger	5/2016	25,185	78,063	\$1,999.20	\$3,587.44
17	2013 Ford Explorer	7/2015	23,399	101,081	\$1,606.95	\$3,182.64
18	2014 Dodge Charger	9/2014	10,375	114,425	\$1,232.62	\$2,693.58
*19	2004 Harley Davidson	5/2004	1,105	46,010	\$201.00	\$1,722.32
20	2016 Dodge Charger	10/2016	24,473	55,536	\$1,417.70	\$1,739.80
21	2016 Dodge Charger	10/2016	30,936	65,815	\$911.67	\$1,126.89
22	2018 Ford Explorer	3/2018	21,913	21,913	\$289.72	\$289.72
*34	2010 Ford Crown Victoria	7/2015	0	104,871	\$0	\$2,764.78
38	2018 Harley Davidson	8/2018	666	666	\$0	\$0
39	2018 Harley Davidson	8/2018	753	753	\$0	\$0
40	UC	5/2016	22,710	56,773	\$271.13	\$401.22
*41	UC	6/2014	2,927	107,651	\$85.00	\$1,356.53
41	UC	2/2018	17,973	38,109	\$166.90	\$166.90
42	UC	6/2014	19,039	89,450	\$1,162.88	\$1,708.05
43	UC	10/2017	16,176	35,455	\$146.77	\$153.18
*44	UC	5/2013	2,515	106,205	\$74.95	\$1,027.82
44	UC	2/2018	10,457	33,860	\$193.36	\$193.36
45	UC	7/2015	13,958	73,876	\$385.26	\$1,418.05
46	UC	8/2016	11,397	54,039	\$834.69	\$1,131.72
*47	UC	8/2008	151	147,962	\$51.61	\$4,545.97
47	2010 Dodge Charger	11/2010	3,182	114,574	\$0	\$12,642.26
48	UC	1/2017	16,701	70,634	\$352.72	\$1,268.96

Unit	Y/M/M	Purchased	2018 Mileage	Total Mileage	2018 Cost	Total Cost
49	UC	1/2016	10,974	68,189	\$1,301.44	\$2,679.14
60	2006 Ford E350	4/2010	369	68,760	\$0	\$1,634.54
61	2005 GMC Van	9/2006	4,463	74,740	\$271.95	\$1,602.99
62	2011 Ford F550	4/2011	1531	6052	\$177.93	\$177.93

* Decommissioned

Annual Miles 15,000 - 25,000 Miles > 25,000 Miles
Total Miles 90,000 - 110,000 / 110,001 - 120,000 / > 120,001
Annual Costs \$1,000 - \$2,000 Costs > \$2,000 Costs
Total Costs \$2,000 - \$5,000 / > \$5,000

Fleet Projections



Industry Standards for replacement of Police Patrol Sedans is between 90,000 - 120,000 Miles. For sport utility vehicles and trucks, the replacement schedule is 120,000 - 150,000 miles. 150,000 miles is an advised maximum threshold. Recommended annual mileage is 20,000 or less.

2018 Fleet

Replacement vehicle projections:

2019: 4 vehicles

2020: 4 vehicles

2021: 4 vehicles

2022: 3 vehicles

2023: 3 vehicles

Patrol Vehicles	Undercover Vehicles	Administrative Vehicles	Special Service Vehicles
449,268 miles	96,913 miles	48,065 miles	6,363 miles
Average mileage	Average mileage	Average mileage	Average mileage
19,533	13,844	16,021	2,121



In 1998, Governor Tom Ridge established the Pennsylvania regional counter terrorism task force system. The Pocono Mountain Regional Police have been active in the Northeast Pennsylvania Counter Terrorism Task Force (NEPACTTF) since the onset. In 2018, the Pocono Mountain Regional Police continues to be an active participant in the NEPACTTF. The NEPACTTF is one of 9 Homeland security task force regions within Pennsylvania. The NEPACTTF provides all hazards planning for the 8 counties within the region. These counties include Monroe, Lehigh, Northampton, Carbon, Pike, Lackawanna, Wayne and Susquehanna. Chief Chris Wagner is currently the Law Enforcement Committee Chairman of the NEPACTTF. The NEPACTTF is funded by grants through the Federal Emergency Management Agency and funneled through the Pennsylvania Emergency Management Agency. While federal grant funds continue to decrease, the Pocono Mountain Regional Police still benefits from participation in the organization. In 2018, the NEPACTTF provided the Pocono Mountain Regional Police with two (2) tactical items of personal protective equipment for a total cost of \$5,658 and one (1) item of protection equipment for a cost of \$8,679.53. The total grant funds received totaled \$14,337.53.

Pocono Mountain Regional Police Foundation



Board members:

President: **John Lamberton**

Vice-President: **Robert Jones**

Secretary: **Mathew Nero**

Treasurer: **Francis DePiano**

Member: **Chris Wagner**

Member: **Nick Igdalsky**

Member: **David Moyer**

Member: **James Apgar**

Member: **Cathleen Dunn**

Member: **Chris Weiler**

Member: **Robert Miller**

Member: **Tracy Fox**

Strong community partnerships are built with a strong Pocono Mountain Regional Police Foundation

Pocono Mountain Regional Police Foundation

In 2018, the Pocono Mountain Regional Police Foundation continued its strong support to the men and women of the Pocono Mountain Regional Police Department. In 2018, the department decided to start an honor guard unit. The Honor Guard’s purpose is to formally represent the department and to honor those who have served with honor and dignity to their country and the citizenry. The Honor Guard is also the guardians of the colors. The PMRPF granted the request to fund the start up of this unit which has been well received within our communities and the events that they have attended. The PMRPF has also continued in its philanthropic role to supplement the budget by providing needed training, equipment and community engagement above that of allocated budgetary funds.

In 2018, The PMRPF reimbursed the department for the following equipment:

Equipment	Cost
Honor Guard Start Up	\$6,525.38
K9 Training and Supplies	\$5,065.33
Crash Data Retrieval Imager	\$3,635.00
K9 Bite Suit	\$3,245.00
Miscellaneous Training	\$3,049.14
Tourniquets	\$1,032.59
Accreditation Fee	\$1,000.00
Bike Patrol Equipment	\$803.61
LSA Grant Fee	\$600.00
Motorcycle Jackets	\$588.00
Promotional Handouts	\$549.63
Grant Writer	\$450.00
Total	\$26,543.68

These expenses totaled **\$26,543.68**

Pocono Mountain Regional Police Foundation

The PMRPF also engaged in various community outreach initiatives to give back to the community as a whole. These donations included the following:

Organization	Donation
Toys for Joys	\$1,000
Pocono Mountain West Little League	\$320
Tobyhanna Little League	\$320

The PMRPF funded a grant writer for **\$450.00**. The grant writing was for the Local Shared Account (LSA). The PMRPF also paid for the LSA grant fee of \$600.00

The total amount of reimbursement and funded by the PMRPF for 2018 totaled **\$28,183.68**.