



2017

Pocono Mountain Regional Police Annual Report



Chief Christopher Wagner
Pocono Mountain Regional Police
Department
3/1/2018

Table of Contents:

Introduction	Page 3-4
PMRPC Representatives	Page 5
Pennsylvania County Maps	Page 6
Municipality Fact Sheets	Page 7-8
PA Consolidated Police Departments	Page 9
Employee Fact Sheet	Page 10
Department Employees	Pages 11-12
Organizational Chart	Page 13
Employee Fact Sheet	Page 14
Special Unit Activity	Page 15
Training	Pages 16-19
Partnerships	Page 20
Units of Service / Budget	Page 21-22
Mortgage	Page 22
Changes in Hours	Pages 23-24
Activity	Pages 25-26
Assigned Time Breakdown	Page 27
Funds Disbursed through District Courts	Pages 28-29
Municipality Hours / Activity Breakdown	Pages 30-34
Municipality Hourly Comparison	Pages 35-41
Municipality Activity Comparison	Pages 42-48
Purchased Vs. Actual Hours Breakdown	Pages 49-54
Managed Hours Breakdown	Pages 55-59
Municipality Hours Allocation	Pages 60-64
Allocated Time and UCR Trends	Pages 65-80
Uniform Crime Report Data	Pages 80-81
Monroe County Control Center Statistics	Pages 83-84
PMRPD Time Analysis	Pages 85-86
PMRPD Activity Trends	Pages 87-88
State Funded Programs	Page 89
Funds Dispersed through District Court	Pages 90-91
Funds Dispersed through Ordinances	Pages 92-94
Fleet	Pages 92-98
NEPACTTF	Page 99
Pocono Mtn. Regional Police Foundation	Pages 100-102

To: The Chairman and members of the Pocono Mountain Regional
Police Commission
From: Chief Christopher Wagner
Subject: 2017 Annual Report

Introduction

To the members of the Pocono Mountain Regional Police Commission, I would like to take this opportunity to reflect on the continued support and success of the Pocono Mountain Regional Police Department during the 2017 year.

During 2017, the general theme of the department was a consistent and steady approach to our law enforcement services. We continue to evaluate and apply our proactive patrol strategy while also expanding our community policing approach. Our desire is to extract the best results from both policing styles. With this in mind, we have continued with our municipal and community liaison program during the summer months.

2017 also witnessed movement within the department as several promotions took place and several new officers were appointed. Interim Lieutenant Kris Vogt was approved as the acting Operations Lieutenant. Corporal Nicholas Mecca was promoted to Patrol Sergeant. Additionally, Detective Robert Miller was promoted to Patrol Corporal. Finally, the department hired three new officers in 2017.

The department operations saw an increase in call volume over 2017. Department data showed an increase of 7.1% in recorded complaints. We also received data from the Monroe County Control Center that the Pocono Mountain Regional Police received the highest number of calls according to their 2017 data. The department continues to see most of its time in investigative hours, followed by patrol hours.

Sadly, in June of 2017 the department unexpectedly lost K9 Niko. Niko worked until his last hours, passing shortly after conducting a vehicle search. His passing was due to an unrelated and undetected medical condition. Nikos passing started the re-evaluation process of our K9 program. At that time, our second K9 Chase was nearing retirement age and was older than Niko. Based on this, it was decided to retire Chase and replace both canines. Unfortunately, this expense was not foreseen within the 2017 budget.

Fortunately, however, the outpouring of the community, the Pocono Mountain Regional Police Foundation and municipalities was overwhelming. The Department was able to completely fund

the purchase of two new K9s, new gear and associated training entirely through donations. We found the entire regional community was so affected by Niko, that everyone came together to support our K9 program. I would be remiss if I did not mention that Niko gave more than himself to this department, but continued giving after he was gone. Finally, in November of 2017, we officially retired K9 Chase and commissioned our new K9 and handler teams of K9 Creed with Corporal Matt Nero and K9 Hilo with Officer Joseph Lutkowski.

In Conclusion, the men and women of the Pocono Mountain Regional Police remain committed to providing a well trained, professional and motivated police service to the residents of Tobyhanna, Tunkhannock, Coolbaugh and Barrett Townships and the Borough of Mount Pocono. It is our goal to maintain law, order and safe highways for our resident and visitors. We strive to ensure safe communities that will foster a better quality of life and nurture growth in our businesses. Respectively submitted:

Christopher Wagner

Chief Christopher Wagner

2017 Pocono Mountain Regional Police Commission

Tobyhanna Township (3)

- David Moyer (Chairman)
- Anne Lamberton
- John Jablowski

Mount Pocono Borough (2)

- Frederick Courtright (Treasurer)
- Michael Oser

Tunkhannock Township (2)

- Fran DePiano (Vice Chairman)
- Brandon Igdalsky (1/1/2017 – 8/8/2017)

Coolbaugh Township (3)

- John Adams (Secretary)
- Lynn Kelly
- Alma Ruiz-Smith

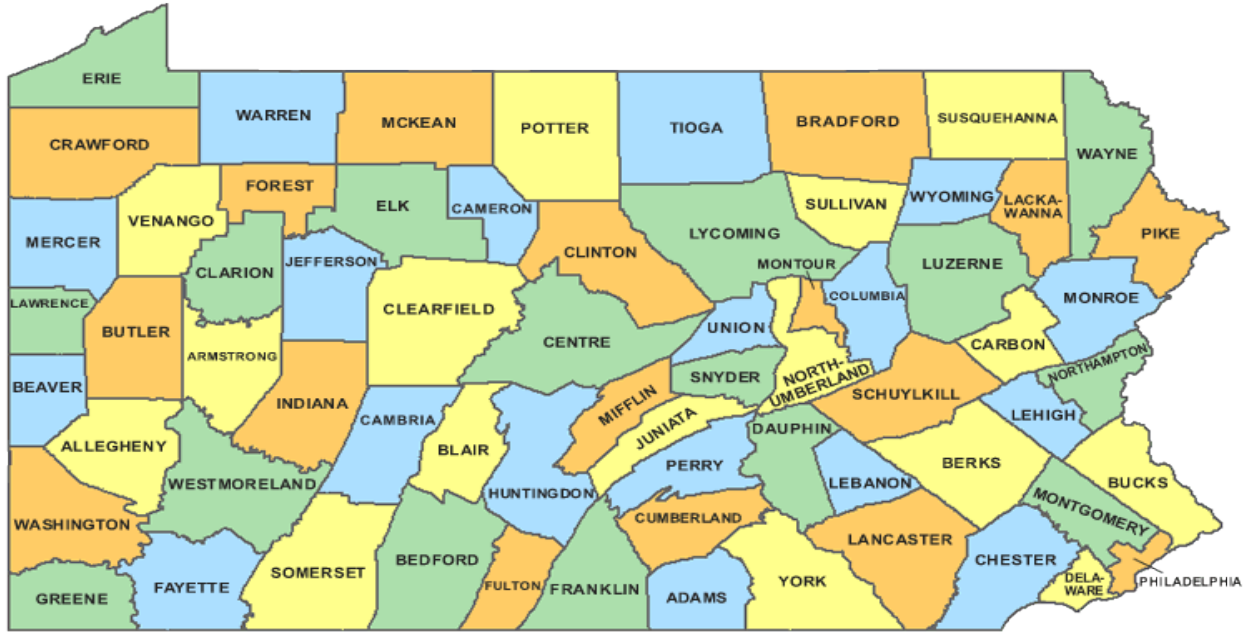
Barrett Township (1)

- Ralph Megliola

Solicitor:

Attorney Harry Coleman

Pennsylvania Counties



Copyright 2005 digital-topo-maps.com

2017 Fact Sheet

Serving the communities of Tobyhanna Township, the Borough of Mount Pocono, Tunkhannock Township, Coolbaugh Township and Barrett Township.



The five municipalities of the Pocono Mountain Regional Police encompass approximately 228 square miles or 38% of the total land mass of Monroe County. We serve an approximate population of 43,302 or 25% of the population of Monroe County.

Pocono Mountain Regional Police

2017 Fact Sheet

Service Area	Square Miles	Road Miles	Municipal Roads	State Roads	Population Served
PMRPD TOTAL	228	337.28	195.5	141.78	43,302
Tobyhanna Township	50	91	52	39	8,554
Mount Pocono Borough	3	21.52	15.92	5.60	3,170
Tunkhannock Township	38	52.44	27.21	25.23	6,789
Coolbaugh Township	85	108.79	63.71	45.08	20,564
Barrett Township	52	63.53	36.66	26.87	4,225

Pennsylvania Consolidated Police Departments

Pennsylvania Consolidated Police Departments:

Number of Consolidated Agencies: 36

Number of Counties Served: 23

Number of Municipalities Served: 119

Number of Townships Served: 59

Number of Boroughs Served: 60

Number of School Districts Served: 2

Square Mileage Served: 1,556

Average Square Mileage: 43.2 Square Miles

PMRPD Square Mileage: 228 Square Miles

Total Population Served: 606,970

Total Officers: 605 Full Time

120 Part Time

Average Officer per 1000 population: 1.1 Officer

PMRPD Average Officer per 1000 population: .94

Average cost per capita: \$161

PMRPD average cost per capita: \$165

Employees

Employees	Start of 2017	End of 2017
Sworn Employees	40	41
Non-Sworn Employees	6	6

2017 New Hires: 3

Eric Johnson: 01/02/2017

Ryan King: 02/27/2017

Amanda Healy: 05/22/2017

2017 Promotions: 3

Interim Operations Lieutenant Kris Vogt promoted to Operations Lieutenant January 5, 2017.

Patrol Corporal Nicholas Mecca promoted to Patrol Sergeant January 5, 2017

Detective Robert Miller promoted to Patrol Corporal January 5, 2017

2017 Lateral Transfers: 2

Officer Kyle Van Note transferred from the patrol division to the criminal investigations division.

Officer William Carrey transferred from the patrol division to the School Resource Officer Program.

2017 Resignations: 1

Officer James Apgar: January 13, 2017

2017 Separation: 1

Officer Gary Gaus: January 6, 2017

2017 Employee Listing and Organizational Chart
(See next two Pages)

2017 Pocono Mountain Regional Police Employee Listing

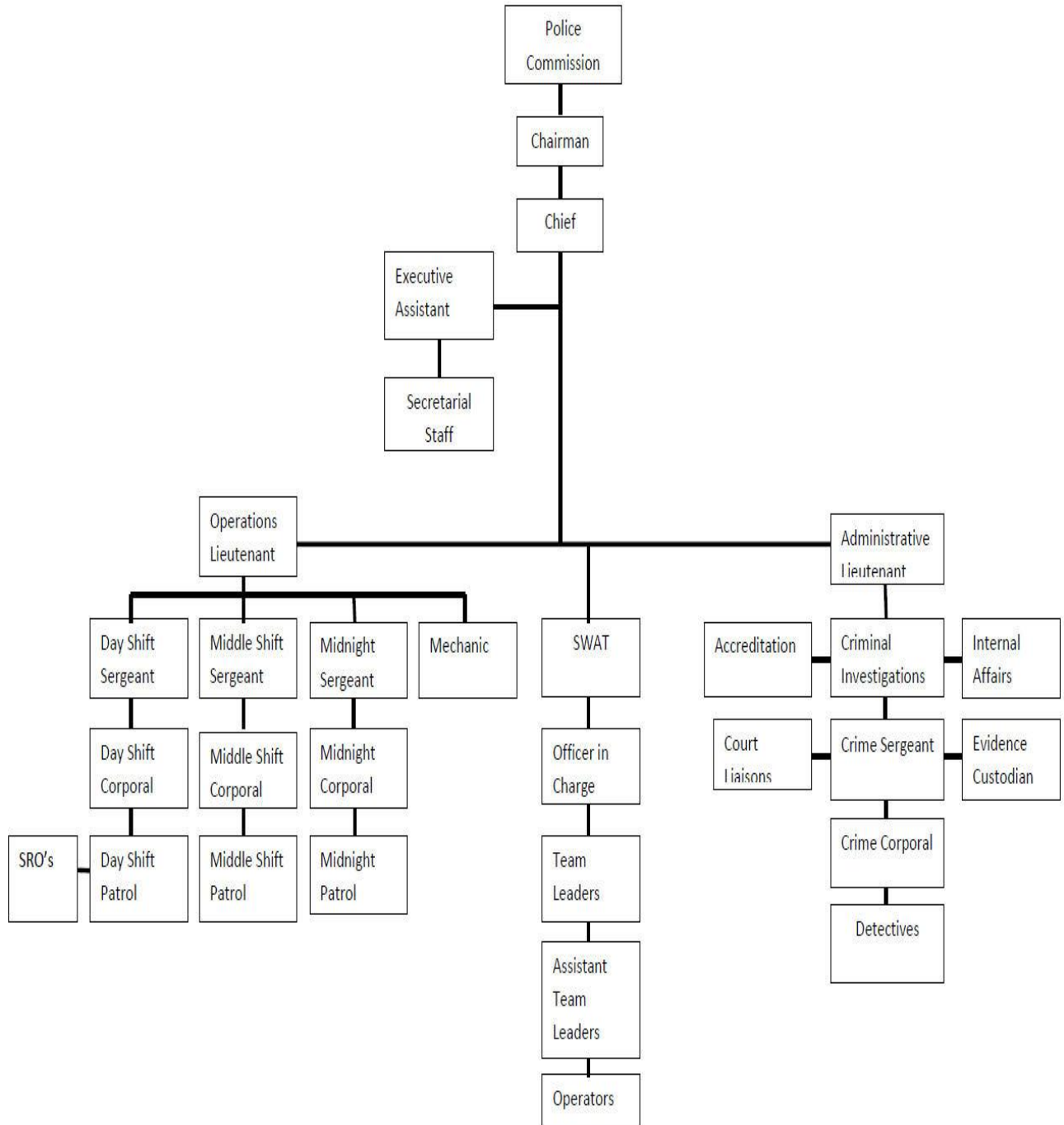
<u>Title</u>	<u>Y#</u>	<u>Name</u>	<u>Date of Hire</u>
Chief	1	Chris Wagner	6/13/1994
LT	2	Kris Vogt	1/14/2002
LT	3	Steve Williams	1/7/1995
Ofc.	11	Jeffrey Lutz	2/21/1994
Det	18	Christopher Boheim	1/2/1995
Det/Sgt	23	Kenneth Lenning	3/29/1989
***Ofc	26	Gary Gaus	7/8/1993
Det	27	John Bohrman	7/22/1993
Cpl	28	Steven Mertz	2/12/1997
Sgt	32	Charles LaRue	11/16/1998
Ofc	33	Richard Michaels	2/15/1999
Ofc	34	Maurice Vaccaro	6/7/1999
Ofc	35	Joseph Lutkowski	1/31/2000
Det/Cpl	37	Lucas Bray	1/22/2001
Ofc	39	Daniel Jones	6/19/2002
Cpl	41	Matthew Nero	1/20/2003
SRO	43	Daniel Smelas	10/16/2003
Det	45	Michael Sciarillo	5/2/2005
Ofc	46	Scott Dunlap	6/1/2005
*Sgt	47	Nicholas Mecca	6/5/2006
****SRO	48	James Apgar	7/24/2006
Ofc	49	Jeff Papi	9/20/2006
Sgt	50	David Posluszny	1/29/2007
Ofc	53	Keith Eichler	7/30/2007
Ofc	54	Derek Metzger	2/19/2008
*****Det.	57	Kyle VanNote	8/4/2008
Ofc	58	Donald Scarfo	2/2/2009
SRO	60	Erica Burk	2/2/2009
*Cpl.	61	Robert Miller	2/2/2009
Ofc	63	Derek Chaffee	2/2/2009
SRO	65	Jason Wile	8/3/2009
Ofc	67	Jesse Bohrman	8/4/2014
Ofc	68	Robert Sheranko	9/1/1998
Det	70	Ryan Venneman	5/1/1999
*****SRO	71	William Carey	8/1/2000
Ofc	72	Lawrence Raisner	9/1/2000
Ofc	74	Carmine Saprana	8/31/2015
Ofc	75	Michael Benner	2/1/2016

<u>Title</u>	<u>Y#</u>	<u>Name</u>	<u>Date of Hire</u>
Ofc	76	Mathew Steidel	9/26/2016
Ofc	77	Jack Apgar	10/31/2016
#Ofc	78	Eric Johnson	1/2/2017
#Ofc	79	Ryan King	2/27/2017
#Ofc	80	Amanda Healy	5/22/2017

Secretary		Marianne Avosso	6/11/2007
Secretary		Laura Deane	6/19/2006
Secretary		Susan Kopp	2/2/2009
Exec. Asst.		Kathy Matisak	8/15/1988
Secretary		Barbara Wieand	1/14/2002
Mechanic		Thomas Petrosino (Part Time)	4/1/2003

- * - Promotion
- ** - Retirement
- *** Separation
- ****-Resignation
- *****-Transfer
- # - New Hire

2017 Pocono Mountain Regional Police Organizational Chart



Pocono Mountain Regional Police

2017 Fact Sheet

Sick Time:

12 members of the PMRPD used no sick time during 2017. These Officers were: Chief Chris Wagner, Lieutenant Steve Williams, Sergeants David Posluszny and Nicholas Mecca, Detectives John Bohrman and Kyle Van Note, Officers Jeff Papi, Robert Sheranko, Jack Apgar, Eric Johnson, Ryan King and Amanda Healy.

The number of sick days taken during 2017 by all officers was 220 for an average of 5.4 days per officer. This was up from 2016, however, the number is elevated due to extended absences from non-work related injuries. The number of sick days taken for non-sworn employees was 29.12. The average number of sick days for the non-sworn members was 5.8 sick days per employee.

Commendations:

3 commendations were given out this year to the following Officers:

Corporal Robert Miller, Officer Jason Wile and Officer Ryan King for their response to an attempted homicide and near catastrophe at 6514 Runnymead Lane, Coolbaugh Township on 7/4/2017.

Awards:

Detective Kyle Van Note was awarded the Carnegie Hero Fund award for his actions at a motor vehicle accident on 8/25/2016 on Devils Hole Road Mt. Pocono Borough.

Sergeant David Posluszny was given an award from the North Central Highway Safety Network for his efforts in the Aggressive Driving Enforcement Program.

Pocono Mountain Regional Police

2017 Fact Sheet

Canine Activity:

Corporal Matt Nero / K9 Niko deceased (6/21/2017) / K9 Creed: 115 deployments (78 Niko / 37 Creed)

9 assists
7 apprehensions
2 bites
20 community events

Officer Joe Lutkowski / K9 Chase retired (11/14/2017)/ K9 Hilo: 104 deployments (65 Chase / 39 Hilo)

5 assists
2 apprehensions
0 bites
11 community events

SWAT Activity: 4 Team Activations: 2 in Coolbaugh Township
1 in Tobyhanna Township
1 in Tunkhannock Township

Pocono Mountain Regional Police

2017 Fact Sheet

Training:

The Pocono Mountain Regional Police Department strives to provide as much training as possible, given the responsibilities of a law enforcement organization, in relation to the budget allocation. In 2017, the Department budgeted \$25,000 towards training. This training allocation is disbursed between department staff to keep up with the ever increasing responsibilities of continuing education. All officers are required to attend the Municipal Police Officer Education and Training Commissions (MPOETC) mandatory updates. We also have required certifications and re-certifications for departmental trainers. The Pocono Mountain Regional Police Department received the following training for various officers during 2017:

- 1) ACT 120 Mandatory Updates
- 2) Protection of victims of sexual violence
- 3) Advanced roadside impaired driving enforcement
- 4) CPR training
- 5) First Aid training
- 6) AED training
- 7) Pennsylvania Law Enforcement Accreditation Conference
- 8) Social media for Law Enforcement Agencies
- 9) Pennsylvania Law Enforcement Accreditation Managers Seminar
- 10) Pennsylvania Law Enforcement Accreditation Assessors Update
- 11) Pennsylvania Narcotics Officers Association Conference
- 12) Pennsylvania Labor Relations Association Conference
- 13) Active shooter events seminar
- 14) Open source and social media investigations
- 15) Recruiting and hiring
- 16) National use of force data collection
- 17) Workplace safety committee training
- 18) PA bureau of alcohol training

Pocono Mountain Regional Police

2017 Fact Sheet

Training Continued:

- 19) Firearms
- 20) Taser instructor
- 21) Use of Force
- 22) Constitutional use of force
- 23) Changes to sexual assault evidence testing
- 24) Understanding the Sovereign Citizen
- 25) Advanced minimal facts interviews
- 26) Below 100
- 27) K9 Handler training (Hilo / Creed)
- 28) Homicide and Crime Scene Investigation
- 29) Advanced practical homicide investigation
- 30) Background Investigations
- 31) Advanced Search and Seizure
- 32) PA gang conference
- 33) Rights and limitations of the public and media
- 34) Night time visibility issues
- 35) Vehicle Inspection Regulations
- 36) Tire forensic workshop
- 37) Commonwealth Law Enforcement Network
- 38) Child passenger safety certification
- 39) Youth mental health first aid
- 40) Cody Connect 2017
- 41) Cyber security awareness
- 42) Basic financial investigations
- 43) Tactical combat casualty care
- 44) NAEMT instructor course

Pocono Mountain Regional Police

2017 Fact Sheet

Training Continued:

- 45) K9 Medicine
- 46) Monthly SWAT Training
- 47) Fire suppression during active shooter
- 48) Standard field sobriety testing
- 49) Standard field sobriety testing refresher
- 50) Monthly Marksmen Training
- 51) North American Police Working Dog Association Conference
- 52) Quarterly K9 Training
- 53) Guerilla approach to high threat vehicles
- 54) Quarterly Crisis Negotiations Training
- 55) Crisis intervention train the trainer
- 56) Internet profiling and intelligence gathering
- 57) Intelligence for on-line investigations
- 58) Background investigations for police applicants
- 59) NFDD munitions training
- 60) Detective and new investigator training
- 61) Field training officer
- 62) 4 principles to improve relations
- 63) Active threat training
- 64) ALICE instructor training
- 65) 2017 school safety conference
- 66) Emergency Vehicle Operators Course
- 67) Large truck and bus commercial motor vehicle training
- 68) International Police Mountain Bike Association training
- 69) Blood spatter, forensics and ballistics training
- 70) 2017 National child exploitation training

Pocono Mountain Regional Police

2017 Fact Sheet

Training Continued:

- 71) Basic SWAT
- 72) Active shooter
- 73) AR 15 / M16 / M4 Armorer
- 74) PA vehicle inspection regulations
- 75) JNET overview
- 76) NIMS IS-700A

Pocono Mountain Regional Police Partnerships

Partnership:

1) Pocono Mountain School District – School Resource Officer (SRO) Program

- The Pocono Mountain Regional Police currently has 4 SRO's within the Pocono Mountain School District (PMSD). These Officers are currently in the Pocono Mountain West Junior High School, the Pocono Mountain West High School, the Pocono Mountain East High School and the Clear Run Campus in Coolbaugh Township.
- PMSD has reimbursed the PMRPD \$359,914.00, for the SRO program in 2017.
- PMSD has reimbursed the PMRPD \$11,405.53 for extra duty assignments.

2) Drug Enforcement Administration Task Force

- The Pocono Mountain Regional Police continued its partnership with the DEA Task Force in 2017.
- Detective Michael Sciarillo continued as the PMRPD DEA task force representative
- The PMRPD has been reimbursed \$14,002.24 for overtime in 2017.

3) Monroe County Drug Task Force

- The Pocono Mountain Regional Police continues to participate in the Monroe County Drug Task Force (MCDTF).
- The MCDTF has reimbursed the PMRPD \$3,720.66 for overtime in 2017.

4) Northeast Pennsylvania Counter Terrorism Task Force (NEPACTTF)

- The PMRPD continues to participate in the NEPACTTF
The NEPACTTF has purchased various equipment for PMRPD SWAT operations.
The total cost for the equipment was \$ 11,679.56.

5) Pocono Mountain Regional Police Foundation (PMRPF)

- The PMRPD continues to receive support through the Pocono Mountain Regional Police Foundation. In 2017, the PMRPF purchased equipment for and reimbursed the department a total of \$57,843.19 (see pages 100-102).

6) Cedar Crest College

- The Pocono Mountain Regional Police continued its partnership with Cedar Crest College in 2017. Cedar Crest College continues to provide annual and quarterly crime mapping reports to the PMRPD.

Pocono Mountain Regional Police

2017 Fact Sheet

Units of Service:

The Pocono Mountain Regional Police uses a unit of service concept whereby municipalities purchase a requested number of hours by unit. A unit of service is equal to 10 hours of service. This unit of service is known as a Police Protection Unit or PPU. The 2017 cost per PPU was \$41,301.09. Officers activity is tracked through the submission of their activity reports. Through the data obtained in these reports, time spent on police activity within our municipalities is broken down and applied to the number of hours requested. This activity is reflected and presented monthly at our police commission meetings.

2017 Budget Hours Breakdown

2016 Total Hours Available per Week: 1400

2017 Total Hours Available per Week: 1440

2016 Total Hours Available per Day: 200

2017 Total Hours Available per Day: 205.71

Monthly Hours Days per Month

Municipality	2016 Hours	2017 Hours	2017 %	28	30	31
Tobyhanna	430	442.3	30.72	1769.3	1895.5	1958.7
Mt. Pocono	169.7	174.6	12.13	698.4	748.2	773.2
Tunkhannock	160.7	165.3	11.48	661.2	708.4	732
Coolbaugh	519	533.8	37.07	2135.2	2287.7	2363.9
Barrett	120.6	124	8.61	496	531.4	549.1
Totals	1400	1440	100	5760	6171.4	6377.1

2017 Total Income: **\$1,223,193**

2017 Total Expenses: **\$7,170,550**

2017 Revenue Adjusted Budget: **\$5,947,357**

2017 Unit of Service Cost: **\$41,301.09**

Pocono Mountain Regional Police 2017 Fact Sheet

2017 Budget – Municipal Breakdown

Tobyhanna Township: **\$1,826,747.22**

Mount Pocono Borough: **\$721,117.04**

Tunkhannock Township: **\$682,707.02**

Coolbaugh Township: **\$2,204,652.20**

Barrett Township: **\$512,133.52**

Total Yearly Mortgage 2017: \$140,195.58

*2017 Mortgage Contributions (Jan 2017 – Oct 2017): \$122,228.90

Tobyhanna Township: 26% / \$31,779.51

Mount Pocono Borough: 23% / \$28,112.64

Tunkhannock Township: 25% / \$30,557.22

Coolbaugh Township: 26% / \$31,779.51

*2017 Mortgage Contributions (Nov 2017 – Dec 2017): \$17,966.68

Tobyhanna Township paid off their portion of the mortgage in October 2017.

Mount Pocono Borough: 31.081% / \$5,584.22

Tunkhannock Township: 33.784% / \$6,069.86

Coolbaugh Township: 35.135% / \$6,312.59

*Barrett Township as part of the regionalization process does not pay a mortgage contribution and does not have equity interest in the PMRPD building.

Pocono Mountain Regional Police

2017 Fact Sheet

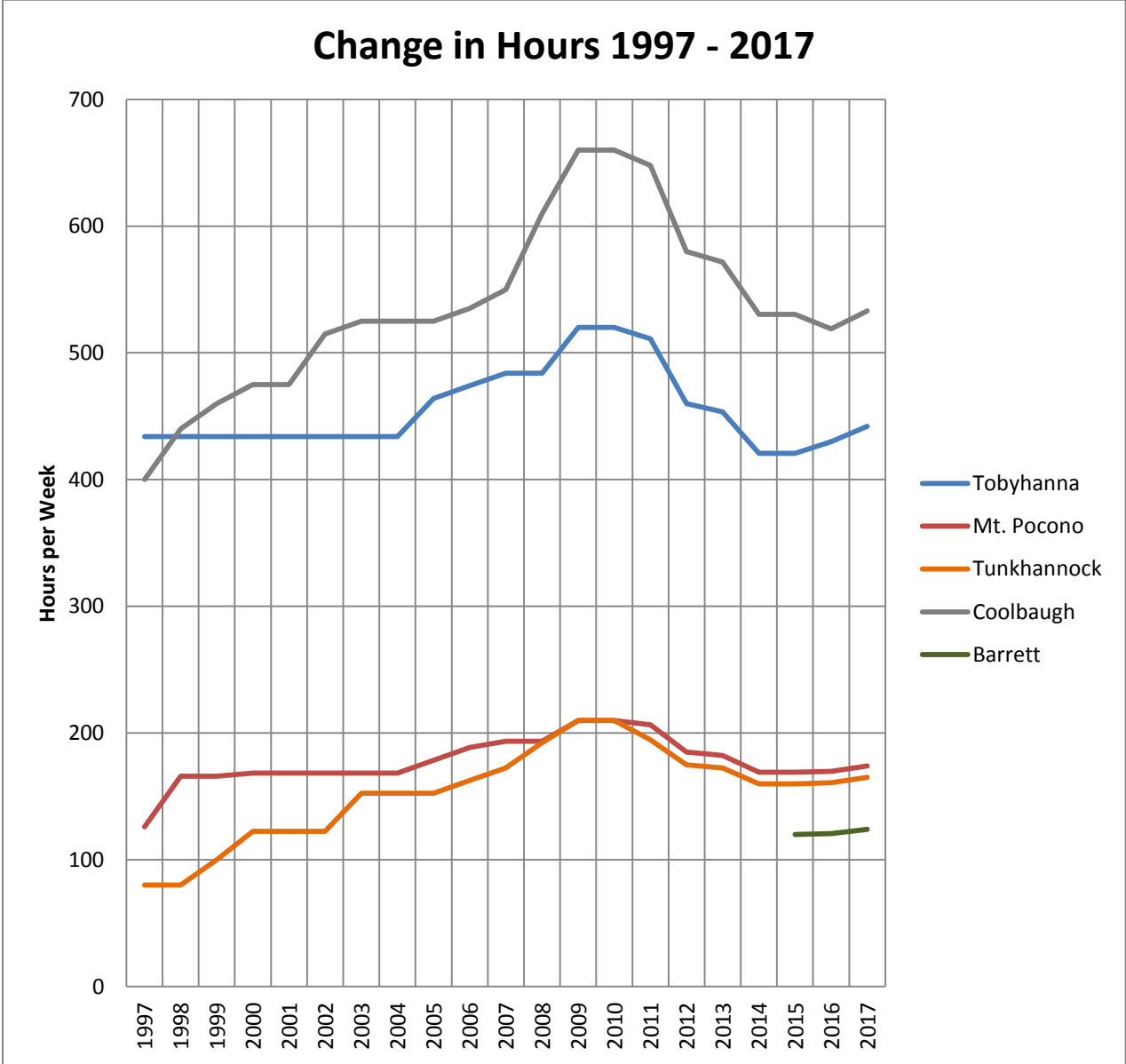
Change In Hours 1997 - 2017

Year	Tobyhanna Twp	Mt. Pocono	Tunkhannock Twp	Coolbaugh Twp	Barrett Twp	Change in hours
1997	434	126	80	400	N/A	1040 Total
1998	434	166	80	440	N/A	+80 / 1120 Total
1999	434	166	100	460	N/A	+ 40 / 1160 Total
2000	434	168.5	122.5	475	N/A	+ 40 / 1200 Total
2001	434	168.5	122.5	475	N/A	0 / 1200 Total
2002	434	168.5	122.5	515	N/A	+ 40 / 1240 Total
2003	434	168.5	152.5	525	N/A	+ 40 / 1280
2004	434	168.5	152.5	525	N/A	0 / 1280
2005	464	178.5	152.5	525	N/A	+ 40 / 1320
2006	474	188.5	162.5	535	N/A	+40 / 1360
2007	484	193.5	172.5	550	N/A	+40 / 1400
2008	484	193.5	192.5	610	N/A	+ 80 / 1480
2009	520	210	210	660	N/A	+ 120 / 1600
2010	520	210	210	660	N/A	0 / 1600
2011	511	206.5	194.6	647.9	N/A	- 40 / 1560
2012	460	185	175	580	N/A	- 160 / 1400
2013	453.47	182.3	172.5	571.73	N/A	- 20 / 1380
2014	420.61	169.09	160.00	530.30	N/A	- 100 / 1280
2015	420.61	169.09	160.00	530.30	120.00	1400 Total
2016	430	169.7	160.7	519	120.6	0 / 1400
2017	442	174	165	533	124	+ / 1440

Increase

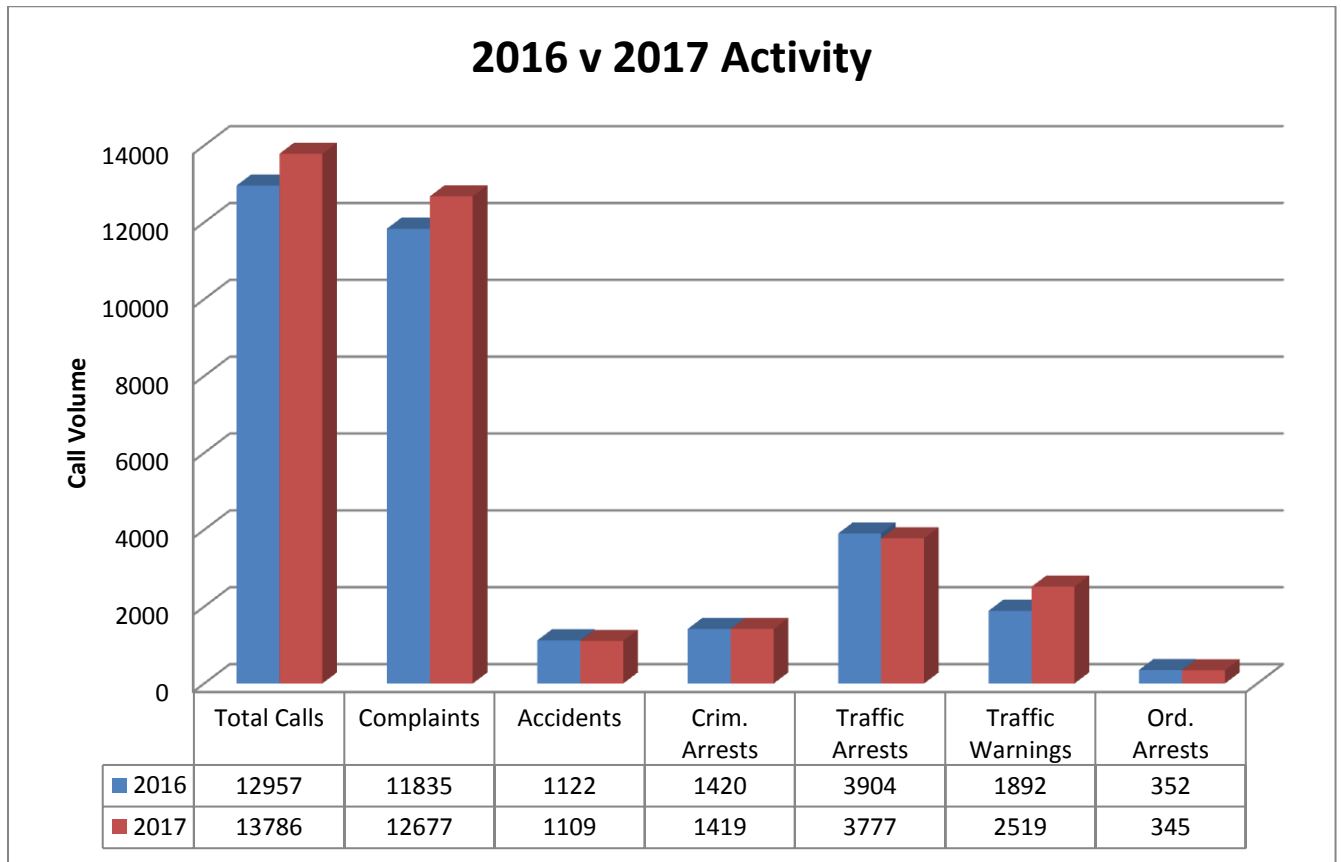
Decrease

Pocono Mountain Regional Police 2017 Fact Sheet



Pocono Mountain Regional Police Department 2016 vs 2017 Activity

	2016	2017	Increase / Decrease	Percentage
Total Calls	12957	13786	+ 829	+ 6.3%
Complaints	11835	12677	+ 842	+ 7.1%
Accidents	1122	1109	- 13	- 1.1%
Criminal Arrests	1420	1419	- 1	- .07%
Traffic Arrests	3904	3777	- 127	-3.2%
Traffic Warnings	1892	2519	+ 627	+33.1%
Ordinance Arrests	352	345	- 7	-1.9%



Pocono Mountain Regional Police Department

2017 Total Activity

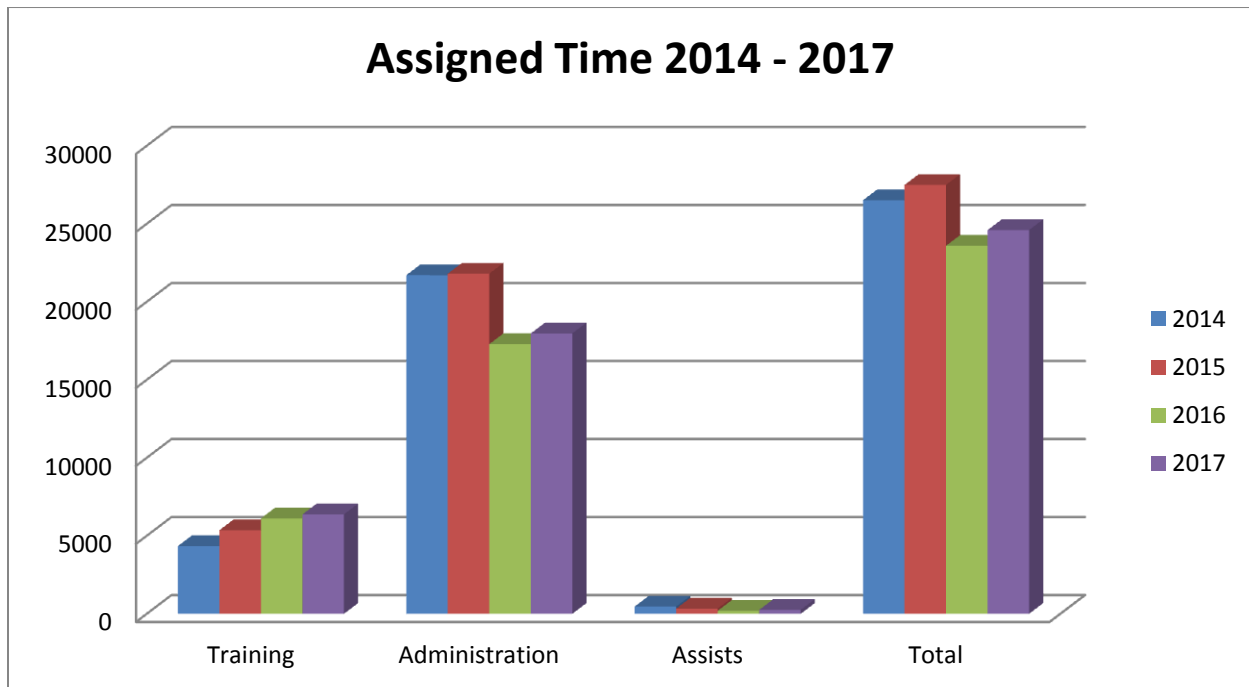
Hours

Activity

	Patrol	Investigations	Speed Timing	Court	Assigned	Complaints	Accidents	Criminal Arrests	Traffic Arrests	Warning	Ord. Arrests
January	1927.35	2241.47	6.41	216.52	1985.25	918	89	135	331	220	21
February	1718.55	2088.33	6.49	237.72	1708.91	898	73	81	309	183	53
March	1739.9	2161.56	7.05	274.91	2193.58	946	88	131	353	211	40
April	1844.52	2090.57	4.47	198.16	2033.28	1073	66	99	367	263	21
May	1698.23	2229.67	14.20	189.82	2245.08	1093	82	115	362	243	17
June	1841.76	2025.95	10.69	256.87	2035.74	1178	90	93	287	184	19
July	1965.35	2396.76	6.25	157.70	1850.94	1193	99	123	362	243	51
August	1710.59	2294.99	16.83	204.54	2150.03	1155	89	148	339	212	49
September	1551.15	2273.67	5.23	194.85	2146.10	1043	84	114	229	139	17
October	1800.32	2370.62	10.08	241.84	1954.14	1150	123	140	307	196	17
November	1950.45	2029.65	.5	270.79	1919.61	1055	91	111	307	255	26
December	1819.51	2036.22	.75	147.25	2373.27	975	135	129	224	170	14
Total	21567	26239	88.95	2590.9	24595.93	12677	1109	1419	3777	2519	345

Pocono Mountain Regional Police Assigned Time Breakdown

	Training	Administration	Assists	Total
January	411.80	1534.73	38.72	1985.25
February	380.27	1288.33	40.31	1708.91
March	1103.13	1073.40	17.05	2193.58
April	421.83	1597.00	14.45	2033.28
May	746.05	1488.71	10.32	2245.08
June	707.25	1322.59	5.90	2035.74
July	348.50	1484.29	18.15	1850.94
August	594.17	1546.72	9.15	2150.04
September	753.83	1386.55	5.72	2146.10
October	298.50	1638.43	17.21	1954.14
November	190.55	1715.87	13.19	1919.61
December	416.09	1897.35	59.83	2373.27
Total	6371.97	17973.97	250	24595.94



Pocono Mountain Regional Police Department

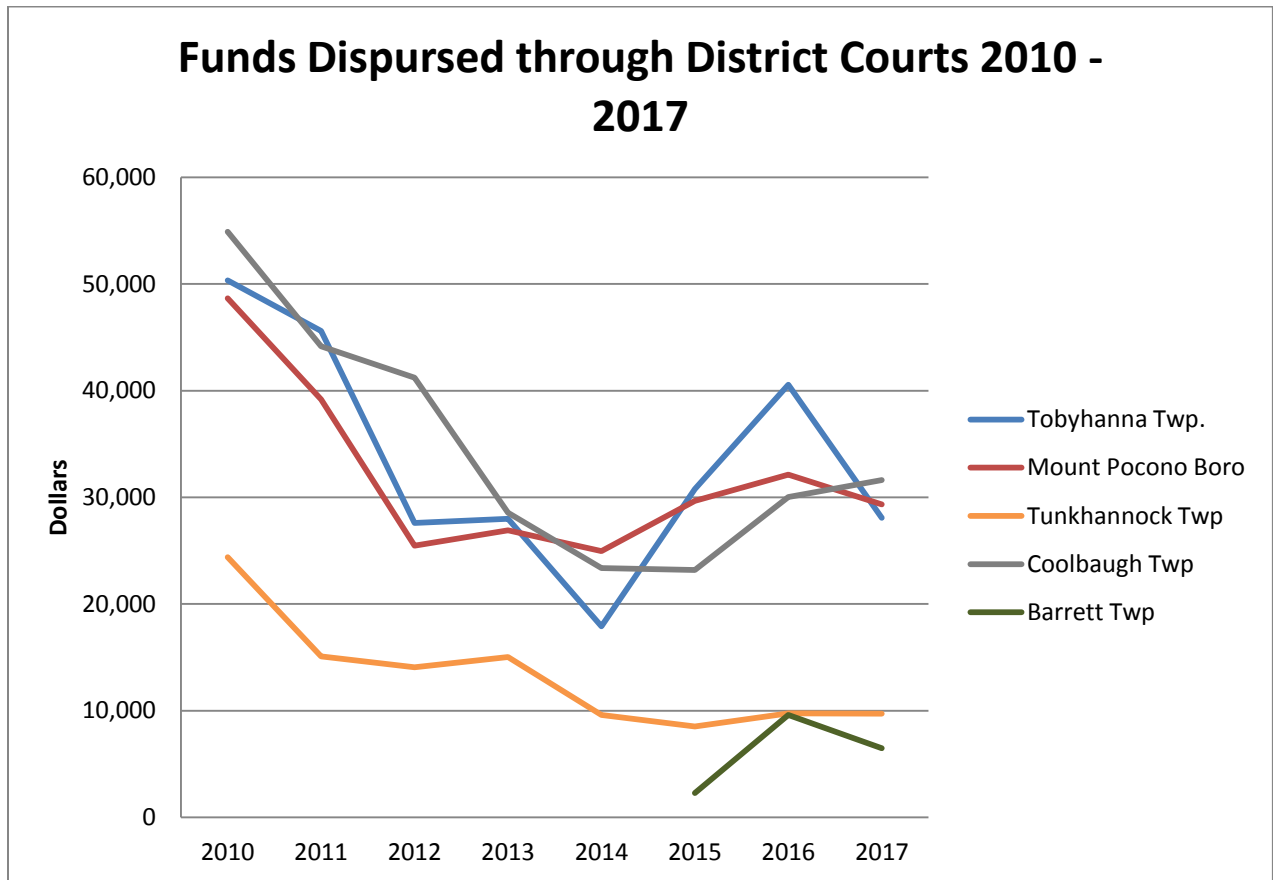
2017 District Courts

Funds Dispersed from District Courts 2011 – 2017

	2011	2012	2013	2014	2015	2016	2017	%
Tobyhanna Township	\$45,599.71	\$27,591.69	\$27,988.17	\$17,924.76	\$30,789.46	\$40,545.06	\$28,064.14	27%
Mount Pocono Borough	\$39,165.24	\$25,458.69	\$26,908.44	\$24,966.76	\$29,676.86	\$32,120.57	\$29,345.29	28%
Tunhannock Township	\$15,086.41	\$14,080.02	\$15,023.11	\$9,605.07	\$8,512.59	\$9,752.59	\$9,720.36	9%
Coolbaugh Township	\$44,151.45	\$41,224.28	\$28,558.77	\$23,380.45	\$23,192.95	\$30,018.21	\$31,607.47	30%
* Barrett Township					\$2,292.72	\$9,608.48	\$6,468.48	6%
Total	\$144,002.81	\$108,354.68	\$98,508.49	\$75,877.04	\$94,464.58	\$122,044.91	105,205.74	100%

				2016	2017
Paradise Township				\$1,294.42	\$1,153.66

Pocono Mountain Regional Police Department 2017 District Courts



Pocono Mountain Regional Police Municipality Breakdown

Tobyhanna Township

	Patrol	Investigation	VASCAR	Court	Assigned	Total
January	910.49	421.42	1.85	20.65	609.87	1964.28
February	855.56	535.09	1	41.68	524.98	1958.31
March	777.38	588.93	2.62	88.90	673.87	2131.70
April	544.88	423.55	1.15	24.34	624.62	1618.54
May	752.92	454.34	2.35	24.21	689.69	1923.51
June	816.36	442.00	9.86	25.42	625.38	1919.02
July	915.62	439.87	2.47	15.57	568.61	1942.14
August	715.15	524.85	2.42	37.80	660.49	1939.71
September	616.82	455.59	2.25	33.65	659.28	1767.59
October	721.60	441.94	5.26	33.01	600.31	1802.12
November	827.70	525.74	0	24.35	589.70	1967.49
December	910.98	622.20	0	30.97	729.07	2293.22
Total	9364.46	5875.52	31.23	400.55	7555.87	23227.63

	Total Calls	Complaints	Accidents	Criminal Arrests	Traffic Arrests	Traffic Warnings	Ordinance Arrests
January	217	196	21	24	104	104	0
February	245	223	22	14	103	67	4
March	279	260	19	29	107	72	4
April	249	231	18	23	112	85	3
May	269	245	24	24	118	89	3
June	288	264	24	18	83	93	5
July	304	278	26	30	105	92	5
August	321	296	25	37	96	87	11
September	277	250	27	34	72	49	2
October	268	240	28	34	83	66	0
November	288	263	25	28	78	75	3
December	284	244	40	35	70	59	0
Total	3289	2990	299	330	1131	938	40

Pocono Mountain Regional Police Municipality Breakdown

Mount Pocono Borough

	Patrol	Investigation	VASCAR	Court	Assigned	Total
January	30.5	455.68	0	47.15	240.61	773.94
February	26.57	313.86	.5	86.74	207.12	634.79
March	27.20	297.97	.5	42.46	265.86	633.99
April	57.78	304.86	0	71.88	246.43	680.95
May	85.58	375.12	2.05	33.34	272.10	768.19
June	96.50	306.07	.33	50.53	246.73	700.16
July	155.09	316.77	0	54.48	224.33	750.67
August	154.96	351.24	4.99	69.92	260.58	841.69
September	125.5	272.64	1.73	28.42	260.11	688.4
October	177.92	336.84	1.53	49.43	236.84	802.56
November	251.3	360.71	.5	13.07	232.66	858.24
December	151.75	250.35	0	23.30	287.64	713.04
Total	1340.65	3942.11	12.13	570.72	2981.01	8846.62

	Total Calls	Complaints	Accidents	Criminal Arrests	Traffic Arrests	Traffic Warnings	Ordinance Arrests
January	174	156	18	42	60	25	10
February	150	135	15	16	42	28	25
March	156	131	25	36	70	26	14
April	171	154	17	32	89	36	10
May	196	177	19	14	71	43	5
June	201	175	26	17	52	28	9
July	207	178	29	40	119	64	38
August	204	180	24	37	73	50	26
September	186	162	24	27	63	25	8
October	238	203	35	41	68	42	10
November	200	180	20	41	129	96	11
December	220	184	36	38	61	58	9
Total	2303	2015	288	381	897	521	175

Pocono Mountain Regional Police Municipality Breakdown

Tunkhannock Township

	Patrol	Investigation	VASCAR	Court	Assigned	Total
January	255.89	290.76	1.23	54	227.91	829.79
February	199.89	211.1	.7	14.75	196.18	622.62
March	164.94	171.06	.65	14.35	251.82	602.82
April	360.82	318.68	1.34	15	233.42	929.26
May	174.38	385.44	7.43	18	257.74	842.99
June	253.02	270.78	.5	47.12	233.7	805.12
July	237.72	227.91	1	7	212.49	686.12
August	195.60	299.46	.95	21.48	246.82	764.31
September	166.63	334.68	1.10	8.9	246.37	757.68
October	188.85	309.14	1.27	21.5	224.34	745.1
November	181.78	270.76	0	191.67	220.37	864.58
December	51.64	165.08	0	3.5	272.45	492.67
Total	2431.16	3254.85	16.17	417.27	2823.61	8943.06

	Total Calls	Complaints	Accidents	Criminal Arrests	Traffic Arrests	Traffic Warnings	Ordinance Arrests
January	129	115	14	21	49	24	2
February	116	103	13	9	34	15	1
March	102	91	11	12	37	16	0
April	171	164	7	12	35	36	0
May	143	130	13	20	71	39	1
June	177	163	14	12	41	16	1
July	166	155	11	6	28	14	1
August	155	143	12	13	32	9	1
September	149	141	8	8	27	13	0
October	146	133	13	7	35	24	1
November	137	120	17	5	24	18	0
December	123	108	15	8	12	11	0
Total	1714	1566	148	133	425	235	8

Pocono Mountain Regional Police Municipality Breakdown

Coolbaugh Township

	Patrol	Investigation	VASCAR	Court	Assigned	Total
January	393.42	902.06	.83	75.42	735.93	2107.66
February	520.11	904.05	2.97	72.13	633.49	2132.75
March	559.50	929.45	2.05	113.15	813.16	2417.31
April	654.47	895.74	1.98	73.43	753.74	2379.36
May	544.65	828.49	2.37	98.20	832.25	2305.96
June	572.05	866.03	0	127.37	754.65	2320.1
July	515.60	1188.85	0	71.13	686.14	2461.72
August	475.5	946.37	1.03	66.74	797.02	2286.66
September	476.85	1002.45	.15	109.48	795.56	2384.49
October	523.37	1025.56	2.02	122.03	724.40	2397.38
November	501.83	719.29	0	32.05	711.60	1964.77
December	604.83	862.14	0.75	78.65	879.77	2426.14
Total	6342.18	11070.48	14.15	1039.78	9117.71	27584.3

	Total Calls	Complaints	Accidents	Criminal Arrests	Traffic Arrests	Traffic Warnings	Ordinance Arrests
January	415	387	28	44	84	39	9
February	387	374	13	38	116	64	23
March	396	366	30	45	107	62	22
April	440	418	22	22	121	89	8
May	466	448	18	53	82	63	8
June	493	474	19	42	98	40	4
July	520	490	30	38	105	68	7
August	457	433	24	50	101	38	11
September	431	412	19	39	61	43	7
October	508	471	37	47	103	52	6
November	432	404	28	34	68	54	12
December	415	376	39	44	73	38	5
Total	5360	5053	307	496	1119	650	122

Pocono Mountain Regional Police

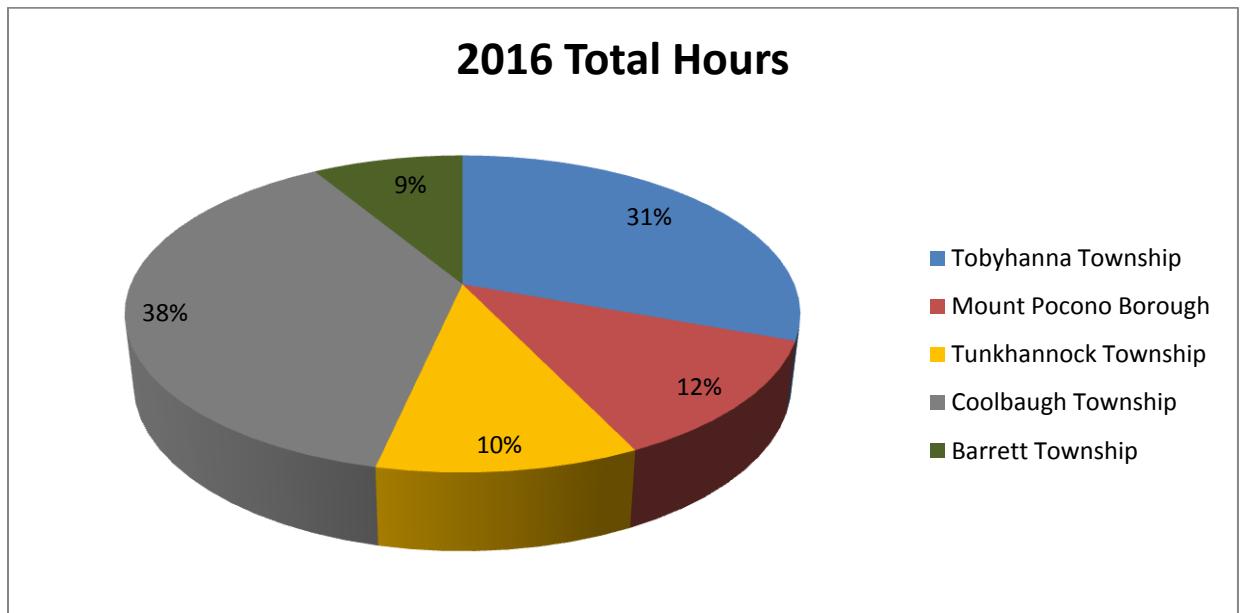
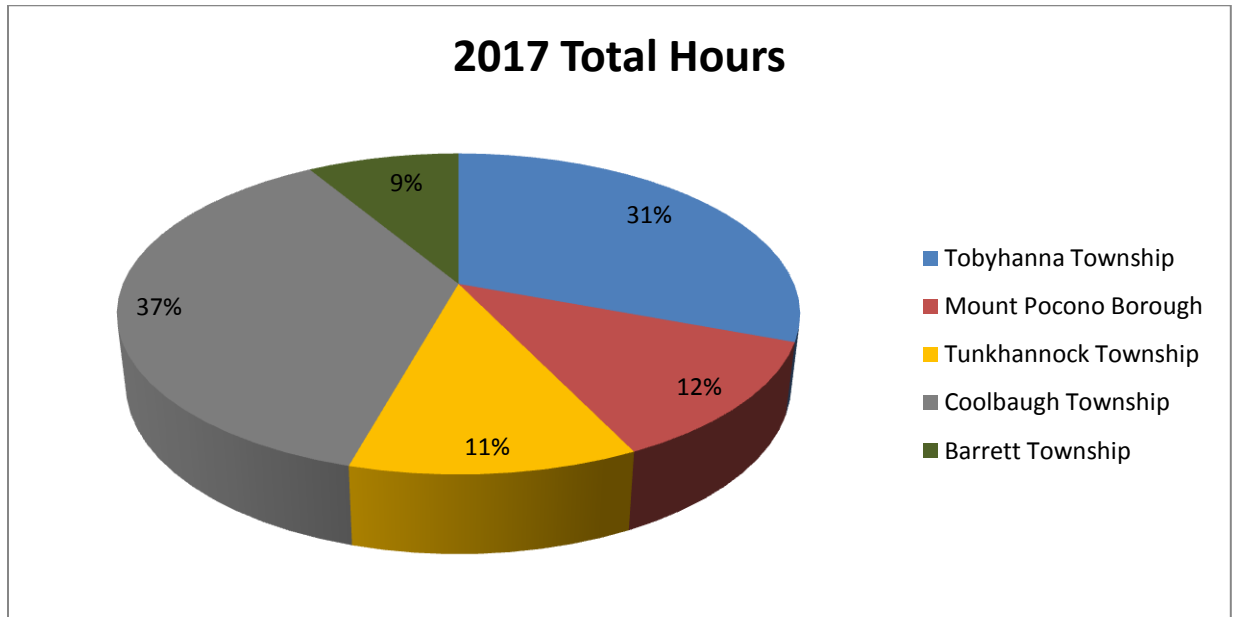
Municipality Breakdown

Barrett Township

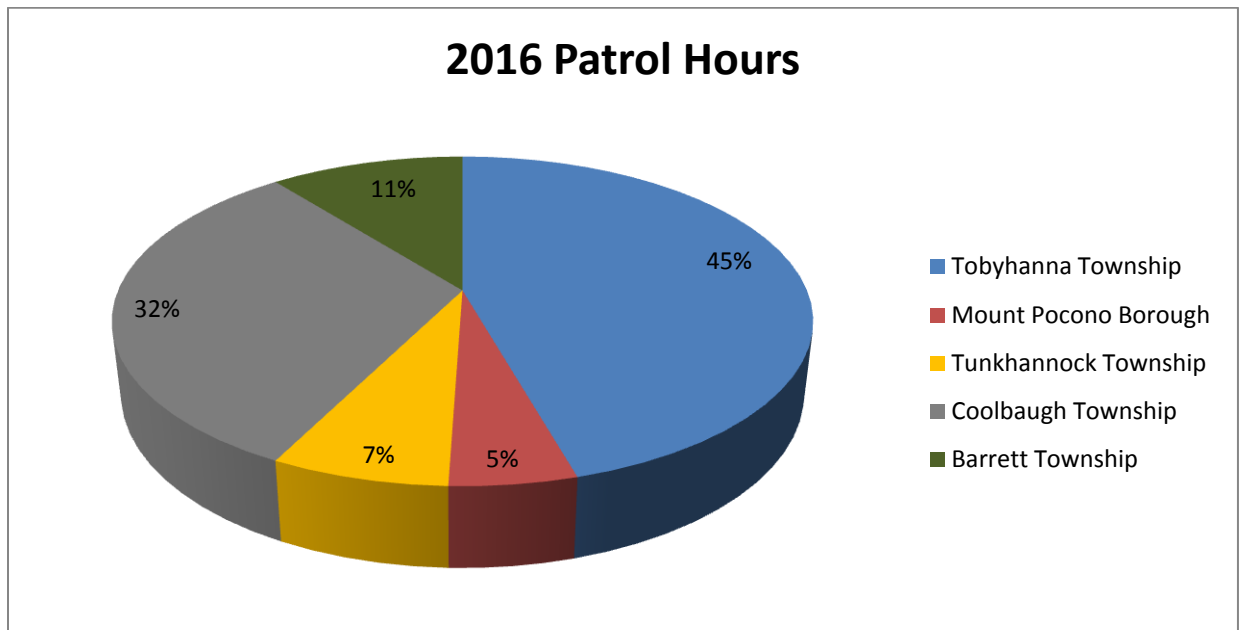
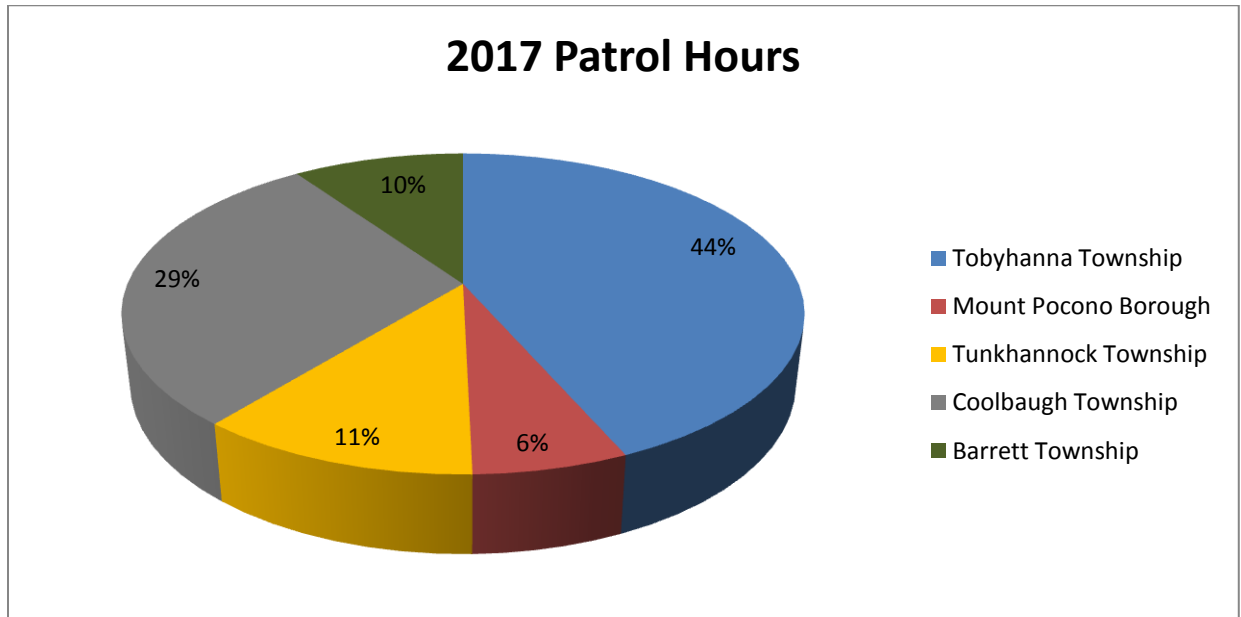
	Patrol	Investigation	VASCAR	Court	Assigned	Total
January	337.05	171.55	2.5	19.3	170.93	701.33
February	116.42	124.23	1.32	22.42	147.14	411.53
March	210.88	174.15	1.23	16.05	188.87	591.18
April	226.57	147.74	0	13.51	175.07	562.89
May	140.7	186.28	0	16.07	193.3	536.35
June	103.83	141.07	0	6.43	175.28	426.61
July	141.32	223.36	2.78	9.52	159.37	536.35
August	170.38	173.07	7.44	8.6	185.12	544.61
September	165.35	208.31	0	14.40	184.78	572.84
October	188.58	257.14	0	15.87	168.25	629.84
November	187.84	153.15	0	9.65	165.28	515.92
December	100.31	136.45	0	10.83	204.34	451.93
Total	2089.23	2096.5	15.27	162.65	2117.73	6481.38

	Total Calls	Complaints	Accidents	Criminal Arrests	Traffic Arrests	Traffic Warnings	Ordinance Arrests
January	68	60	8	4	34	28	0
February	69	59	10	4	14	9	0
March	92	89	3	9	32	35	0
April	99	97	2	9	10	17	0
May	101	93	8	4	20	9	0
June	106	99	7	4	13	7	0
July	95	92	3	9	5	5	0
August	105	101	4	11	37	27	0
September	83	77	6	6	6	9	0
October	110	100	10	11	17	12	0
November	86	85	1	3	7	11	0
December	68	63	5	4	8	4	0
Total	1082	1015	67	78	203	173	0

Pocono Mountain Regional Police Department 2017 Hourly Comparison

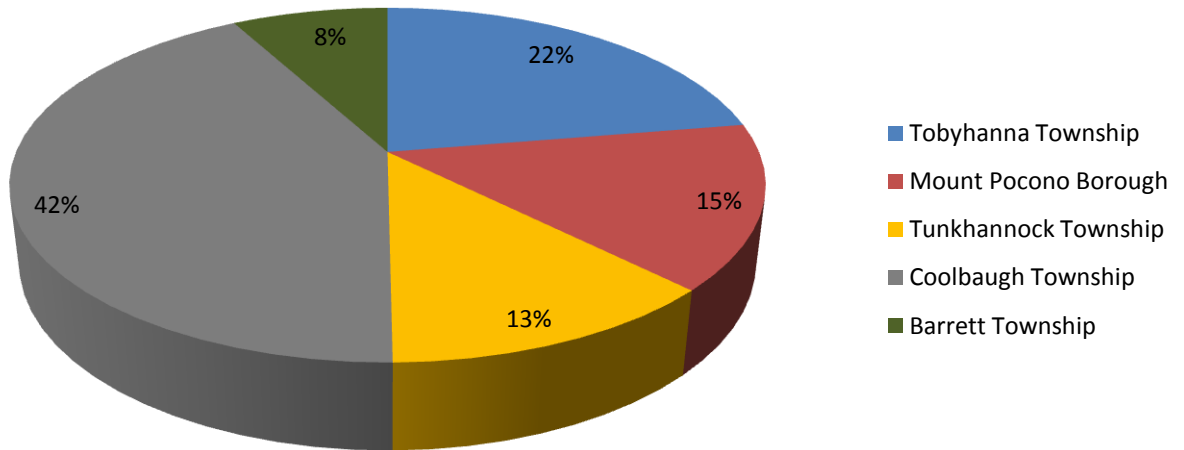


Pocono Mountain Regional Police Department 2017 Hourly Comparison

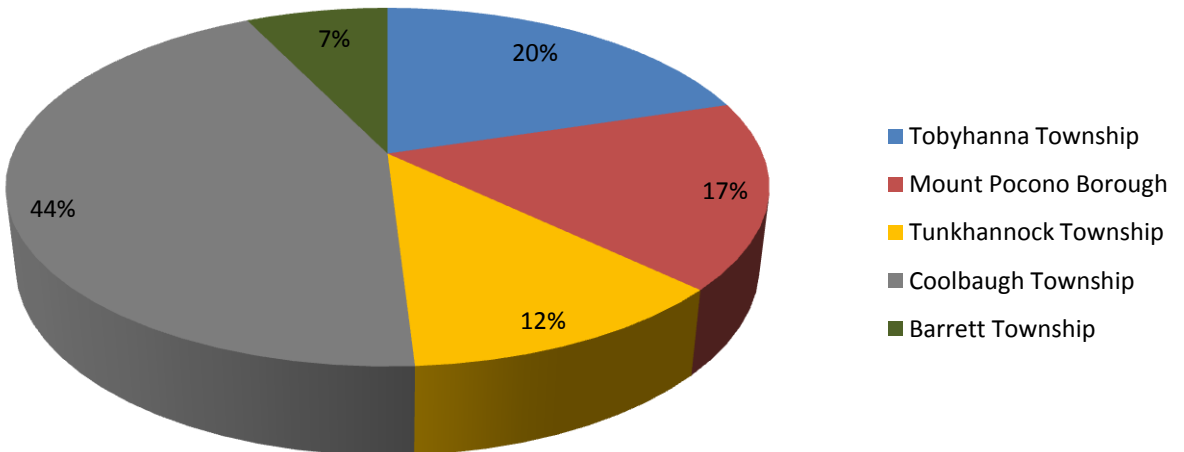


Pocono Mountain Regional Police Department 2017 Hourly Comparison

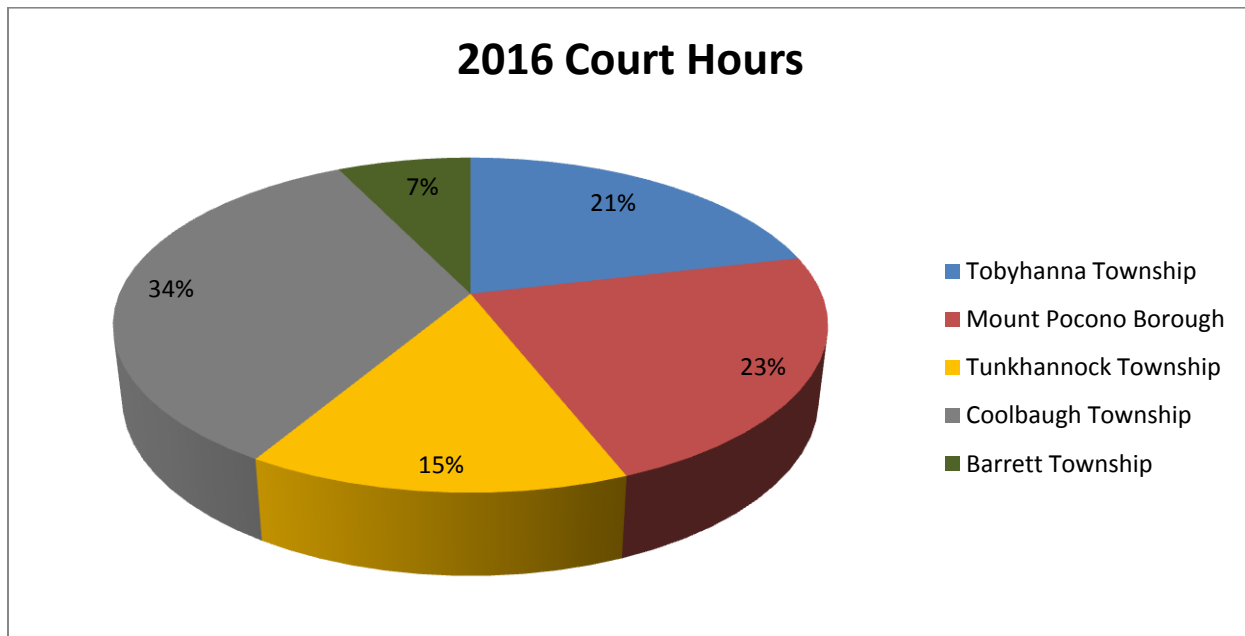
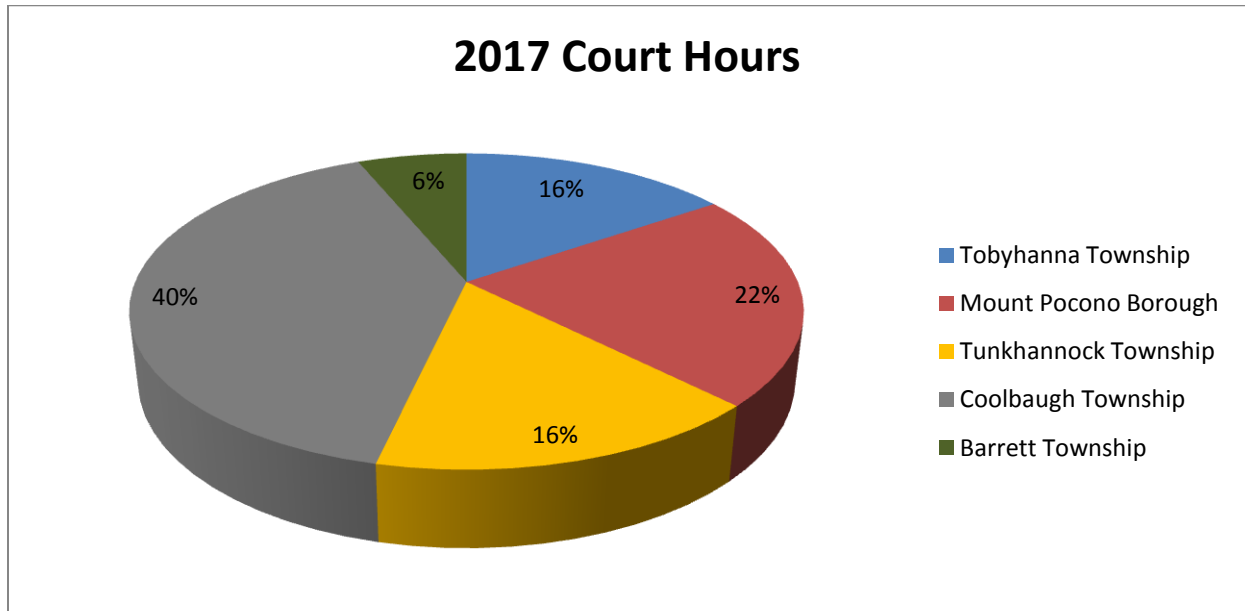
2017 Investigative Hours



2016 Investigative Hours

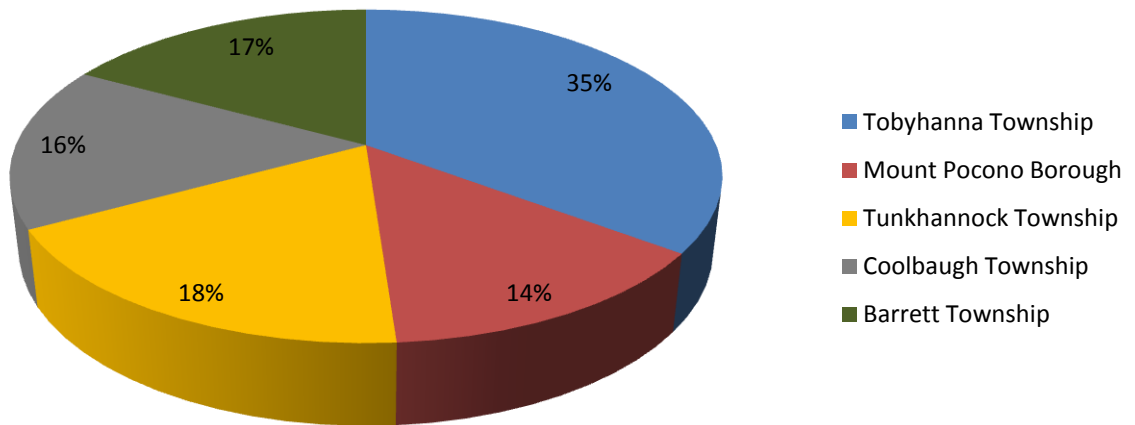


Pocono Mountain Regional Police Department 2017 Hourly Comparison

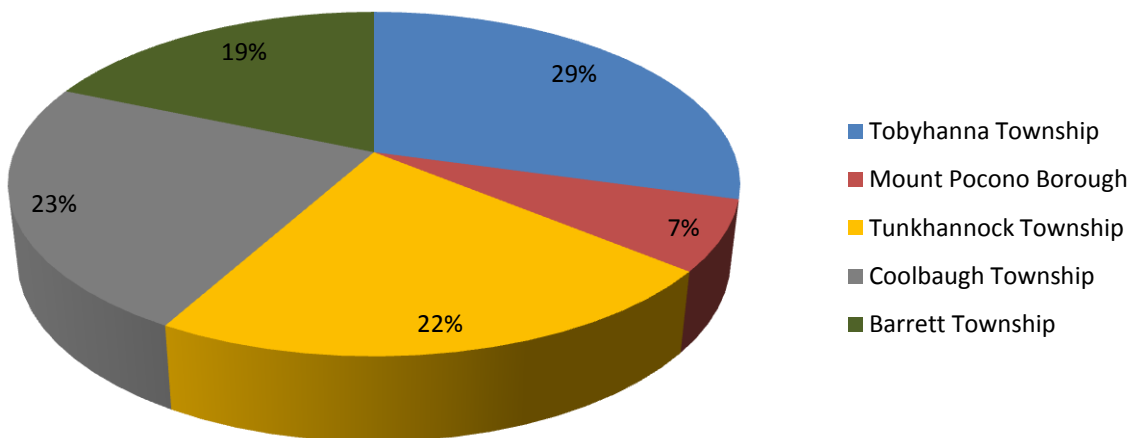


Pocono Mountain Regional Police Department 2017 Hourly Comparison

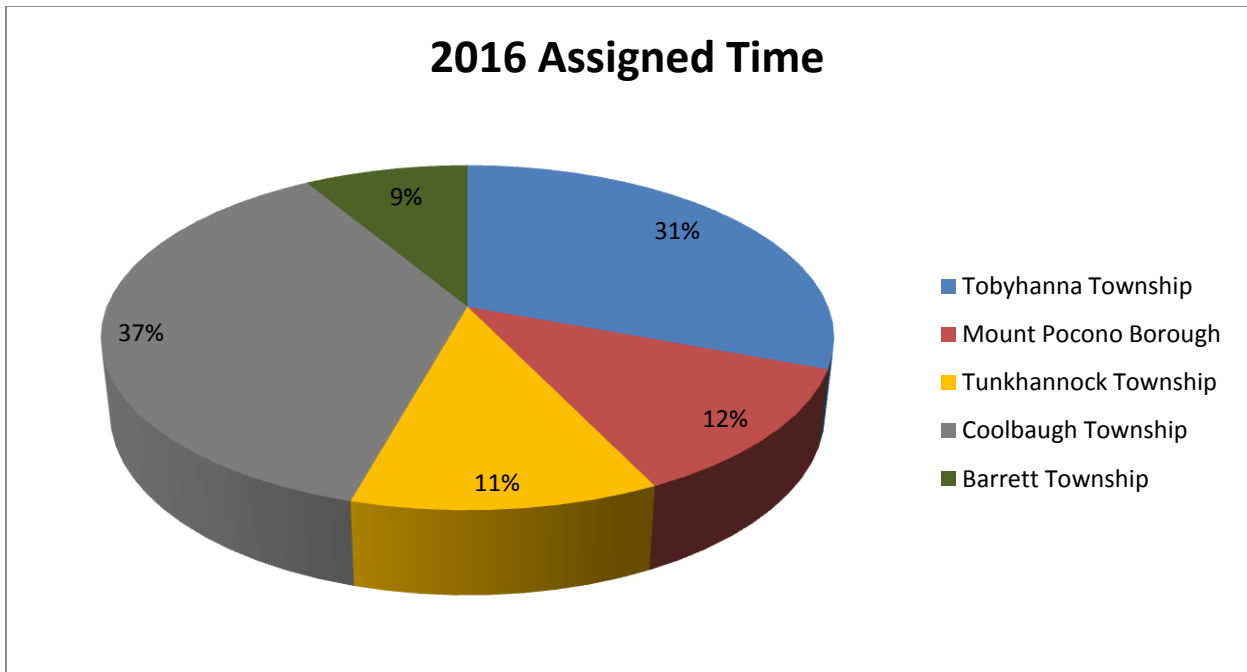
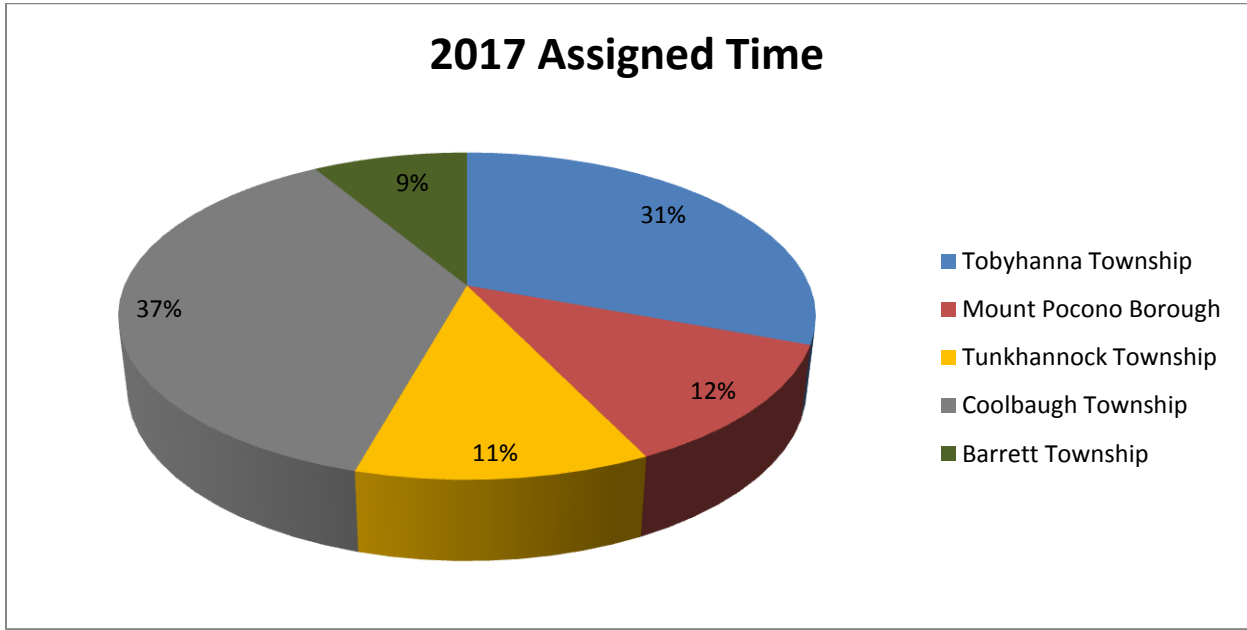
2017 Speed Timing



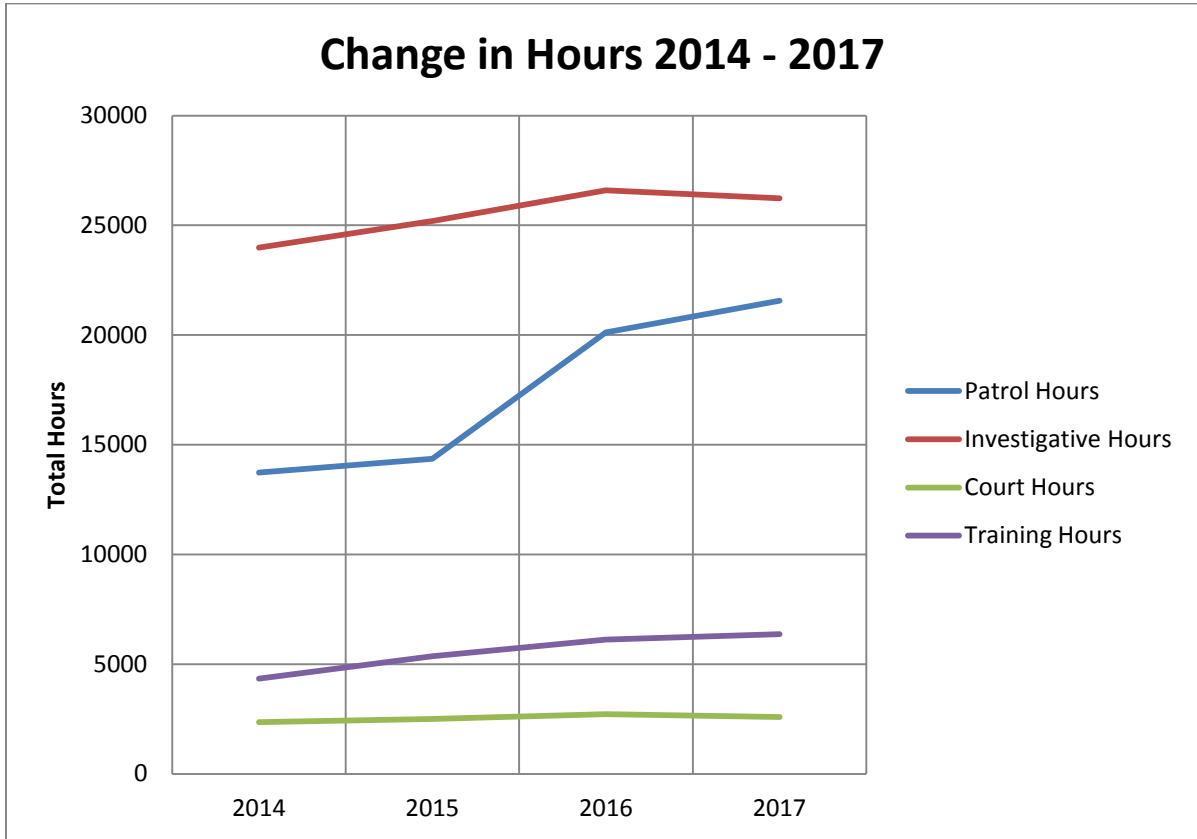
2016 Speed Timing



Pocono Mountain Regional Police Department 2017 Hourly Comparison

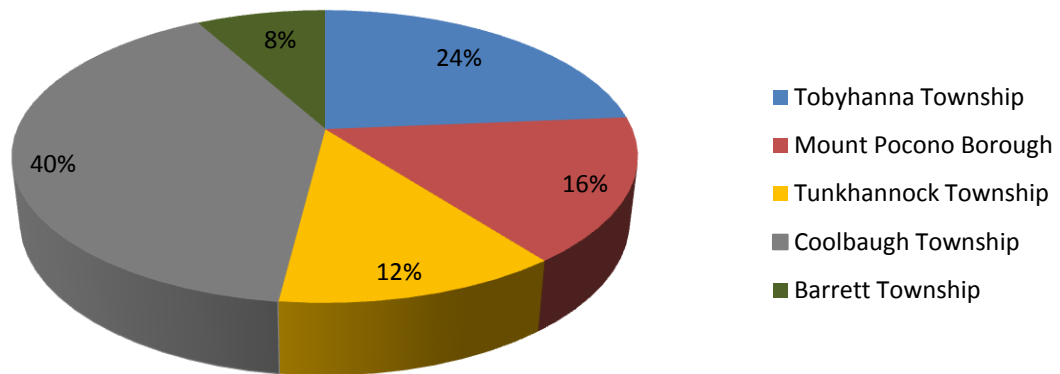


2017 Hourly Comparison

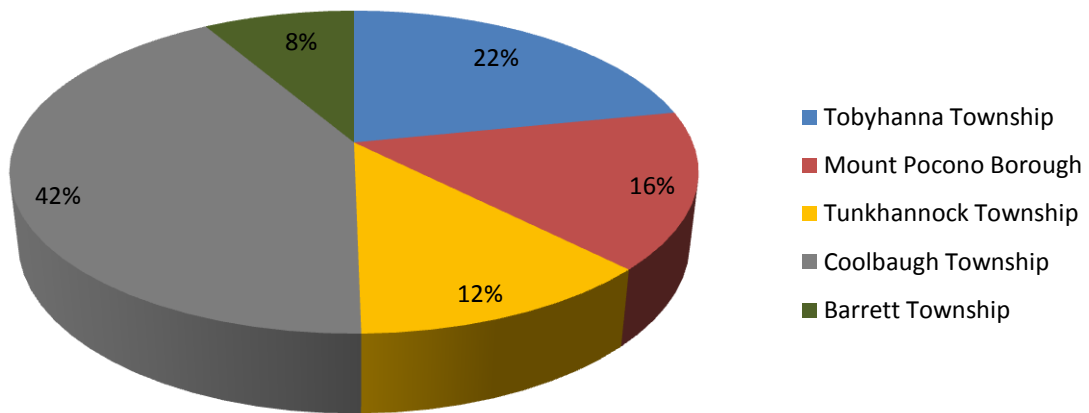


Pocono Mountain Regional Police Department 2017 Activity Comparison

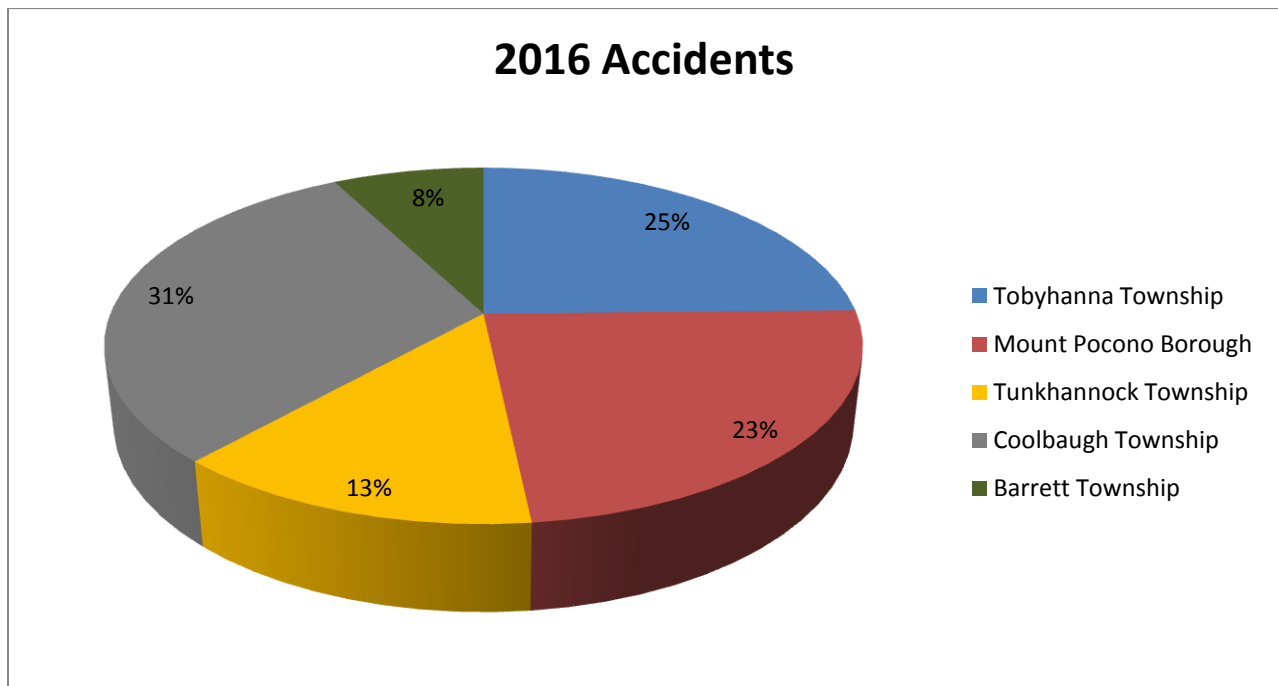
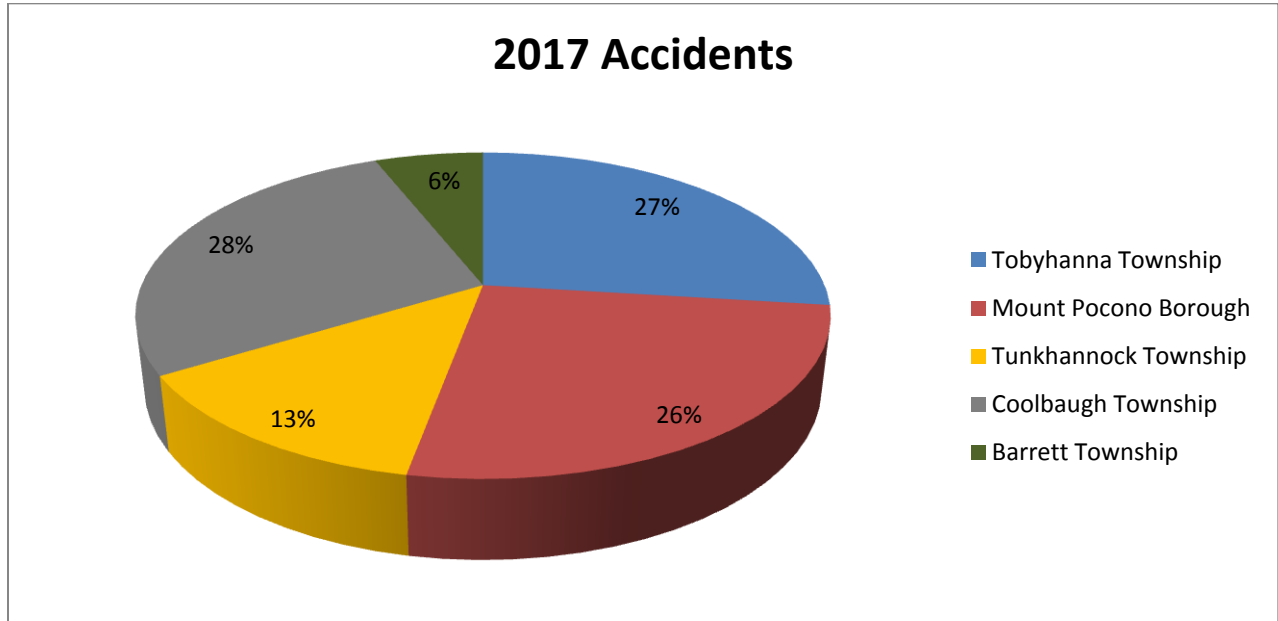
2017 Total Complaints



2016 Total Complaints

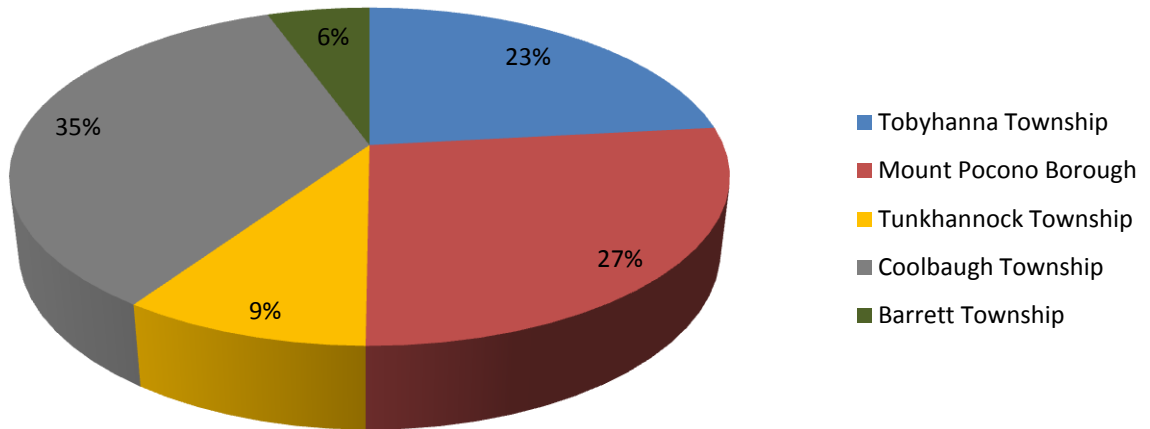


Pocono Mountain Regional Police Department 2017 Activity Comparison

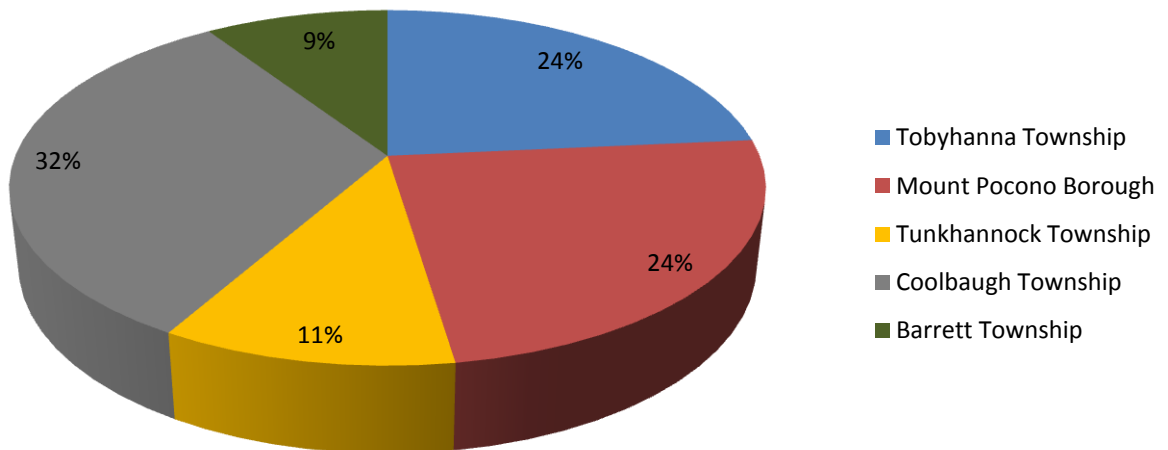


Pocono Mountain Regional Police Department 2017 Activity Comparison

2017 Criminal Arrests

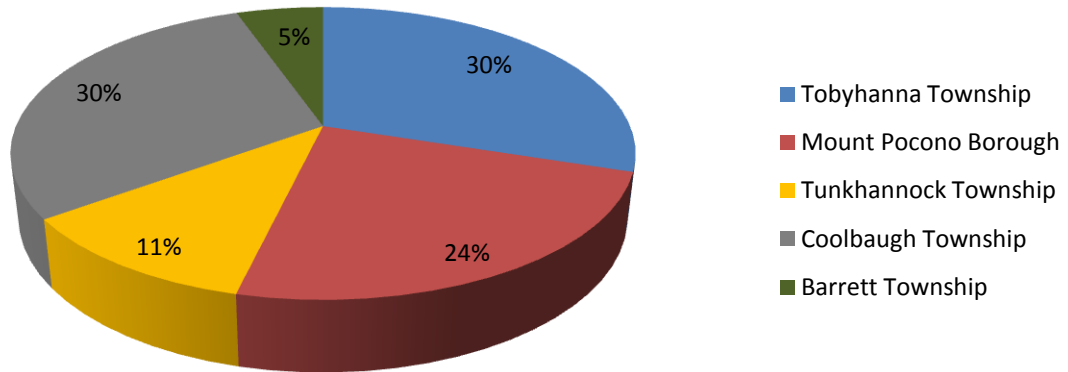


2016 Criminal Arrests

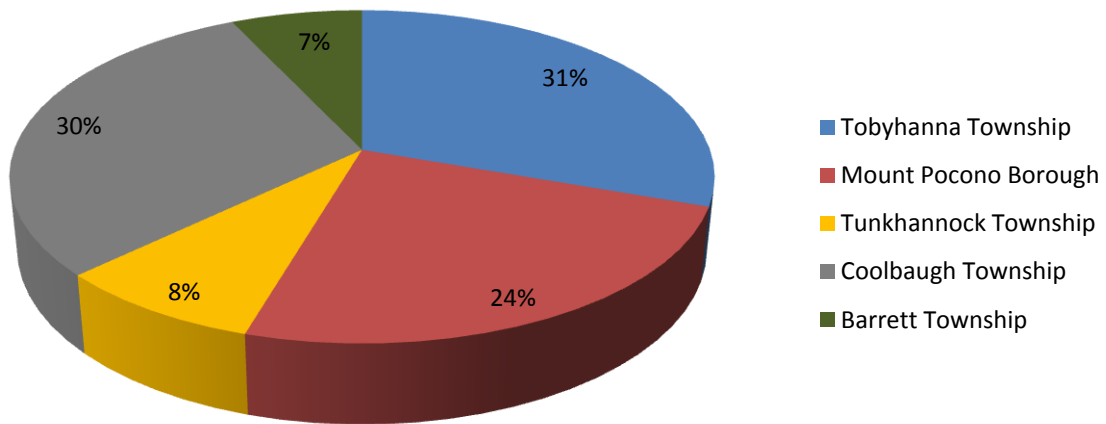


Pocono Mountain Regional Police Department 2017 Activity Comparison

2017 Traffic Arrests

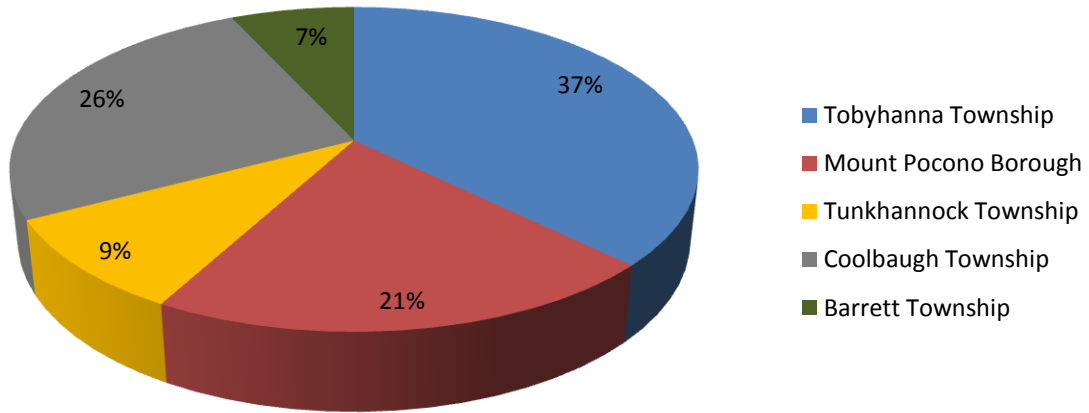


2016 Traffic Arrests

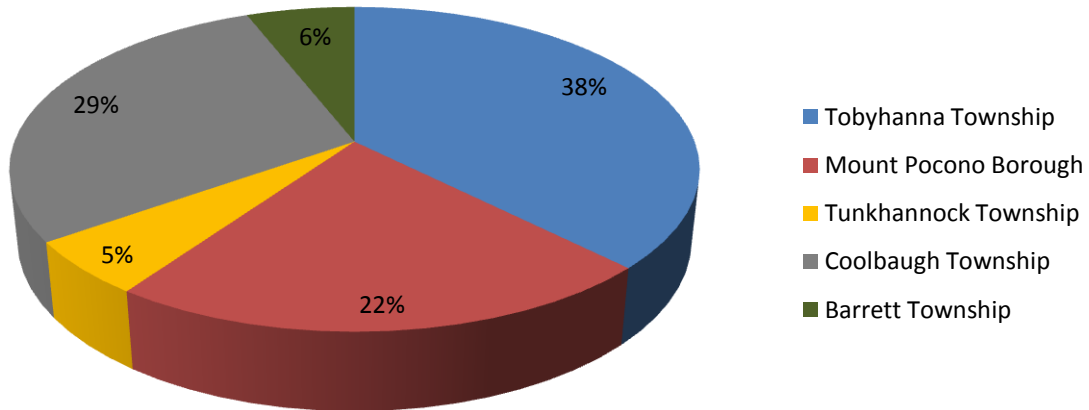


Pocono Mountain Regional Police Department 2017 Activity Comparison

2017 Vehicle Code Warnings

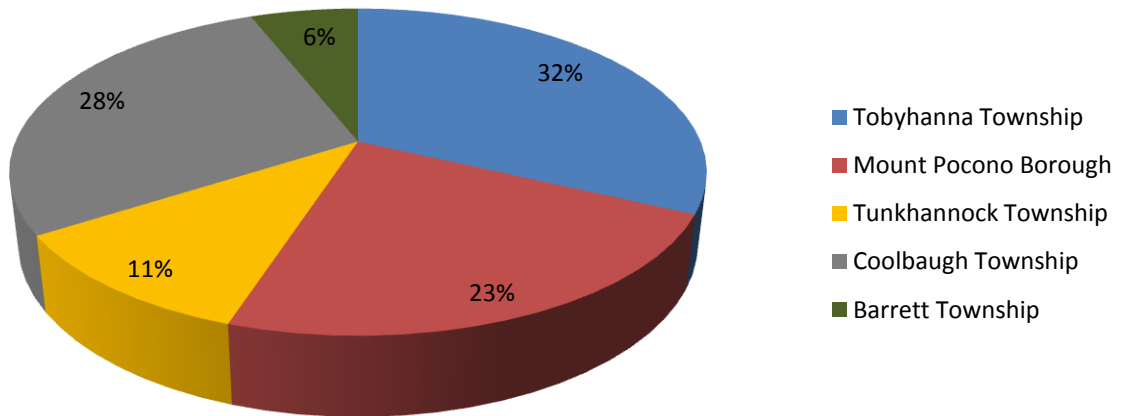


2016 Vehicle Code Warnings

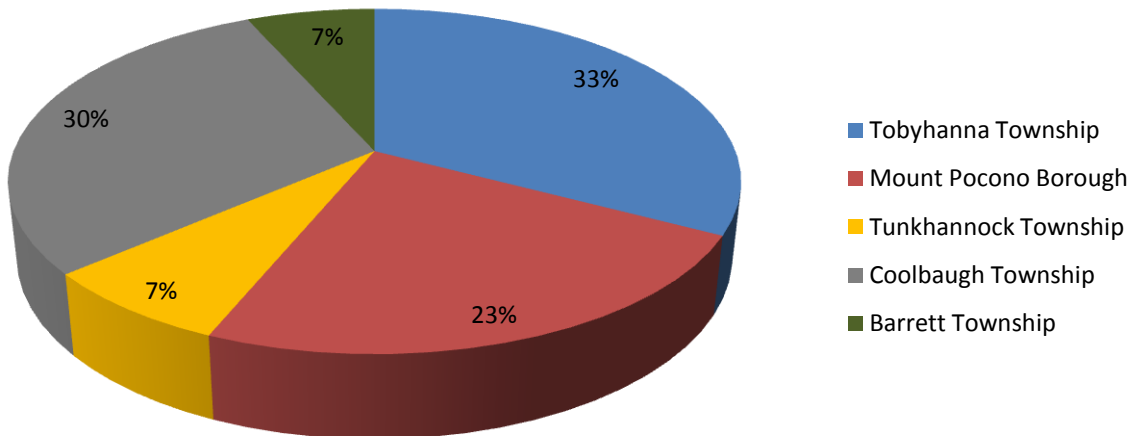


Pocono Mountain Regional Police Department 2017 Activity Comparison

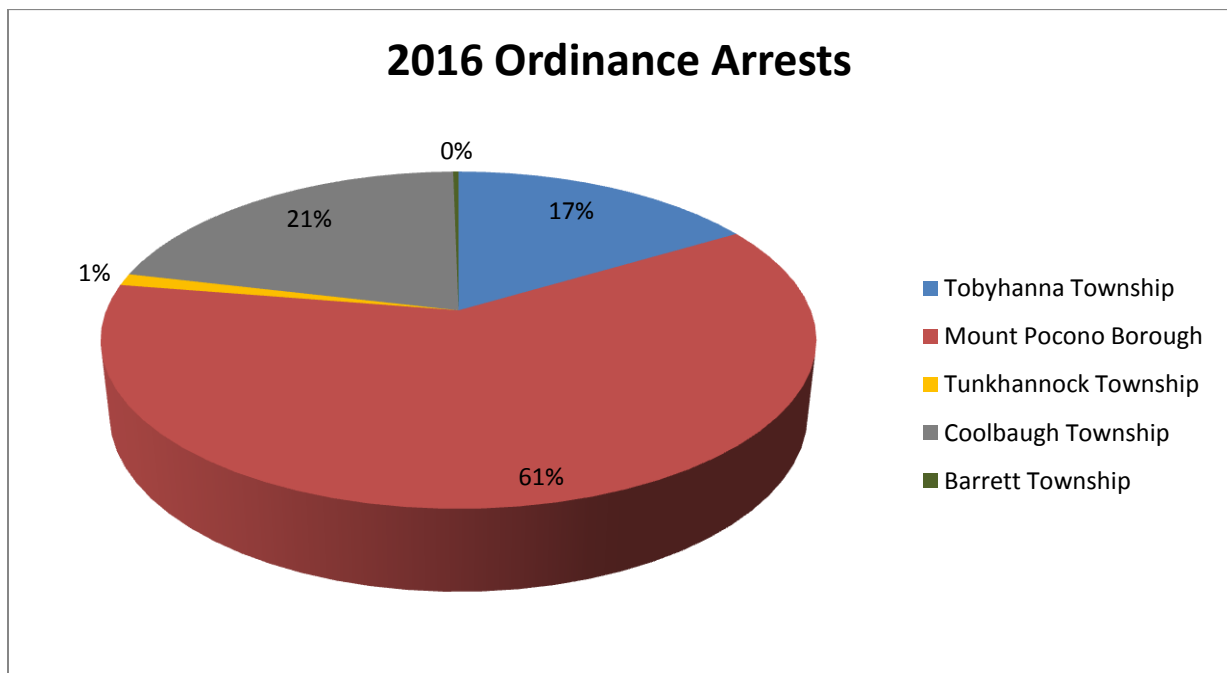
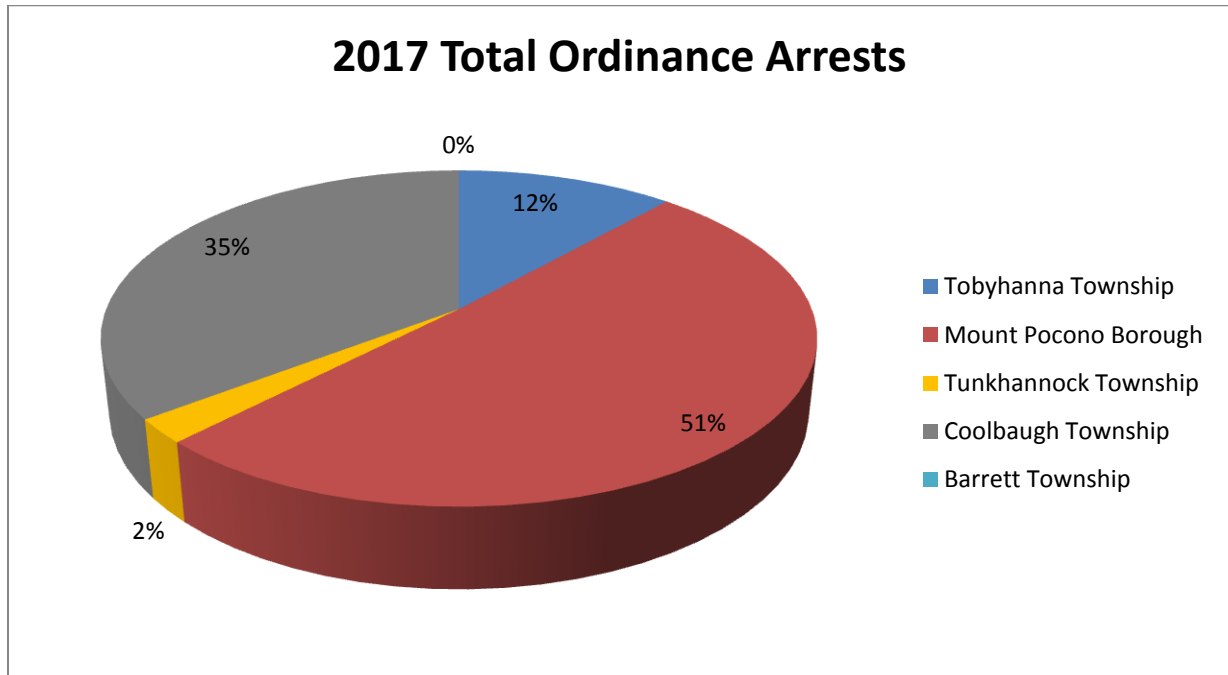
2017 Total Traffic Activity



2016 Total Traffic Activity



Pocono Mountain Regional Police Department 2017 Activity Comparison



2011 – 2017 Total Hours Over / Under Purchased Vs. Actual

Total	2011 Actual	Hours Purchased	+/-	2012 Actual	Hours Purchased	+/-
Patrol	22907.5			18935.8		
Invest.	30540.9			30105.4		
VASCAR	985.8			448.0		
Court	3165.4			2650.3		
Assigned	23749.5			21060.4		
Totals	81349	81343		73200.	73200.	

Total	2013 Actual	Hours Purchased	+/-	2014 Actual	Hours Purchased	+/-
Patrol	17204.7			13724.86		
Invest.	28612.7			23983.16		
VASCAR	442.5			178.20		
Court	3014.6			2350.22		
Assigned	22676.6			26510.56		
Totals	71951.	71951		66747.00	66747.00	

Total	2015 Actual	Hours Purchased	+/-	2016 Actual	Hours Purchased	+ / -
Patrol	14365			20115		
Invest.	25196			26601		
VASCAR	136			167		
Court	2508			2726		
Assigned	27489			23588		
Totals	69695	69695		73200	73200	

Total	2017 Actual	Hours Purchased	+/-
Patrol	21567.68		
Invest.	26239.46		
VASCAR	88.95		
Court	2590.97		
Assigned	24595.93		
Totals	75082.99	75083.01	-.02

2011 – 2017 Total Hours Over / Under Purchased Vs. Actual

Tobyhanna Twp	2011 Actual	Hours Purchased	+/-	2012 Actual	Hours Purchased	+/-
Patrol	9979.6			9210.3		
Invest.	7700.7			7280.3		
VASCAR	499.2			178.8		
Court	902.4			632.9		
Assigned	7789.8			6928.9		
Totals	26871.7	26680.5	+191	24231.1	24082.8	+148

Tobyhanna Twp	2013 Actual	Hours Purchased	+/-	2014 Actual	Hours Purchased	+/-
Patrol	6559.4			6742.58		
Invest.	8490.0			5071.48		
VASCAR	160.3			91		
Court	780.4			506.72		
Assigned	7460.6			8711.37		
Totals	23450.6	23671.9	-221	21123.15	21933.06	-670

Tobyhanna Twp	2015 Actual	Hours Purchased	+/-	2016 Actual	Hours Purchased	+/-
Patrol	8559			9170		
Invest.	4974			5378		
VASCAR	97			49		
Court	455			581		
Assigned	8628			7245		
Totals	22713	21932	+781	22422	22480	-58

Tobyhanna Twp	2017 Actual	Hours Purchased	+/-			+/-
Patrol	9364.46					
Invest.	5875.52					
VASCAR	31.23					
Court	400.55					
Assigned	7555.87					
Totals	23227.63	23065.5	+162.13			

2011 – 2017 Total Hours Over / Under Purchased Vs. Actual

Mount Pocono	2011 Actual	Hours Purchased	+/-	2012 Actual	Hours Purchased	+/-
Patrol	2822.5			1329.3		
Invest.	4625.4			5029.1		
VASCAR	114.5			57.0		
Court	438.5			386.3		
Assigned	3134.9			2780.0		
Totals	11135.8	10737.3	+398	9581.5	9662.4	-81

Mount Pocono	2013 Actual	Hours Purchased	+/-	2014 Actual	Hours Purchased	+/-
Patrol	1642.7			1269.93		
Invest.	4311.5			3962.90		
VASCAR	52.0			26.68		
Court	637.5			500.17		
Assigned	2993.3			3502.04		
Totals	9636.9	9497.5	+139	9261.72	8817	+559

Mount Pocono	2015 Actual	Hours Purchased	+/-	2016 Actual	Hours Purchased	+/-
Patrol	522			995		
Invest.	3792			4481		
VASCAR	10			11		
Court	595			619		
Assigned	3469			2859		
Totals	8388	8818	-430	8965	8872	+93

Mount Pocono	2017 Actual	Hours Purchased	+/-			+/-
Patrol	1340.65					
Invest.	3942.11					
VASCAR	12.13					
Court	570.72					
Assigned	2981.01					
Totals	8846.62	9100.06	-253.44			

2011 – 2017 Total Hours Over / Under Purchased Vs. Actual

Tunkhannock Twp.	2011 Actual	Hours Purchased	+/-	2012 Actual	Hours Purchased	+/-
Patrol	2151.4			2161.5		
Invest.	4379.6			3753.3		
VASCAR	163.5			117.3		
Court	519.0			386.8		
Assigned	2968.7			2632.6		
Totals	10182.1	10167.9	+14	9051.3	9150.0	-99

Tunkhannock Twp.	2013 Actual	Hours Purchased	+/-	2014 Actual	Hours Purchased	+/-
Patrol	2269.8			1363.53		
Invest.	3929.5			3409.43		
VASCAR	134.0			28.70		
Court	357.0			315.43		
Assigned	2834.6			3313.82		
Totals	9524.8	8993.9	+531	8430.91	8343	+208

Tunkhannock Twp.	2015 Actual	Hours Purchased	+/-	2016 Actual	Hours Purchased	+/-
Patrol	756			1395		
Invest.	3858			3189		
VASCAR	7			37		
Court	478			397		
Assigned	3282			2708		
Totals	8381	8344	+37	7726	8403	-677

Tunkhannock Twp.	2017 Actual	Hours Purchased	+/-			+/-
Patrol	2431.16					
Invest.	3254.85					
VASCAR	16.17					
Court	417.27					
Assigned	2823.61					
Totals	8943.06	8619.53	+323.53			

2011 – 2017 Total Hours Over / Under Purchased Vs. Actual

Coolbaugh Twp.	2011 Actual	Hours Purchased	+/-	2012 Actual	Hours Purchased	+/-
Patrol	7954.1			6234.8		
Invest.	13835.2			14042.8		
VASCAR	208.6			95.0		
Court	1305.4			1244.4		
Assigned	9856.0			8719.0		
Totals	33159.4	33757.3	-598	30336.	30304.8	-32

Coolbaugh Twp.	2013 Actual	Hours Purchased	+/-	2014 Actual	Hours Purchased	+/-
Patrol	6732.9			4348.82		
Invest.	11881.8			11539.35		
VASCAR	96.3			31.82		
Court	1239.6			1027.90		
Assigned	9388.1			10983.33		
Totals	29338.7	29787.	-449	27931.22	27653	-98

Coolbaugh Twp.	2015 Actual	Hours Purchased	+/-	2016 Actual	Hours Purchased	+/-
Patrol	4064			6404		
Invest.	11545			11638		
VASCAR	21			39		
Court	908			932		
Assigned	10879			8745		
Totals	27417	27653	-237	27758	27135	+ 623

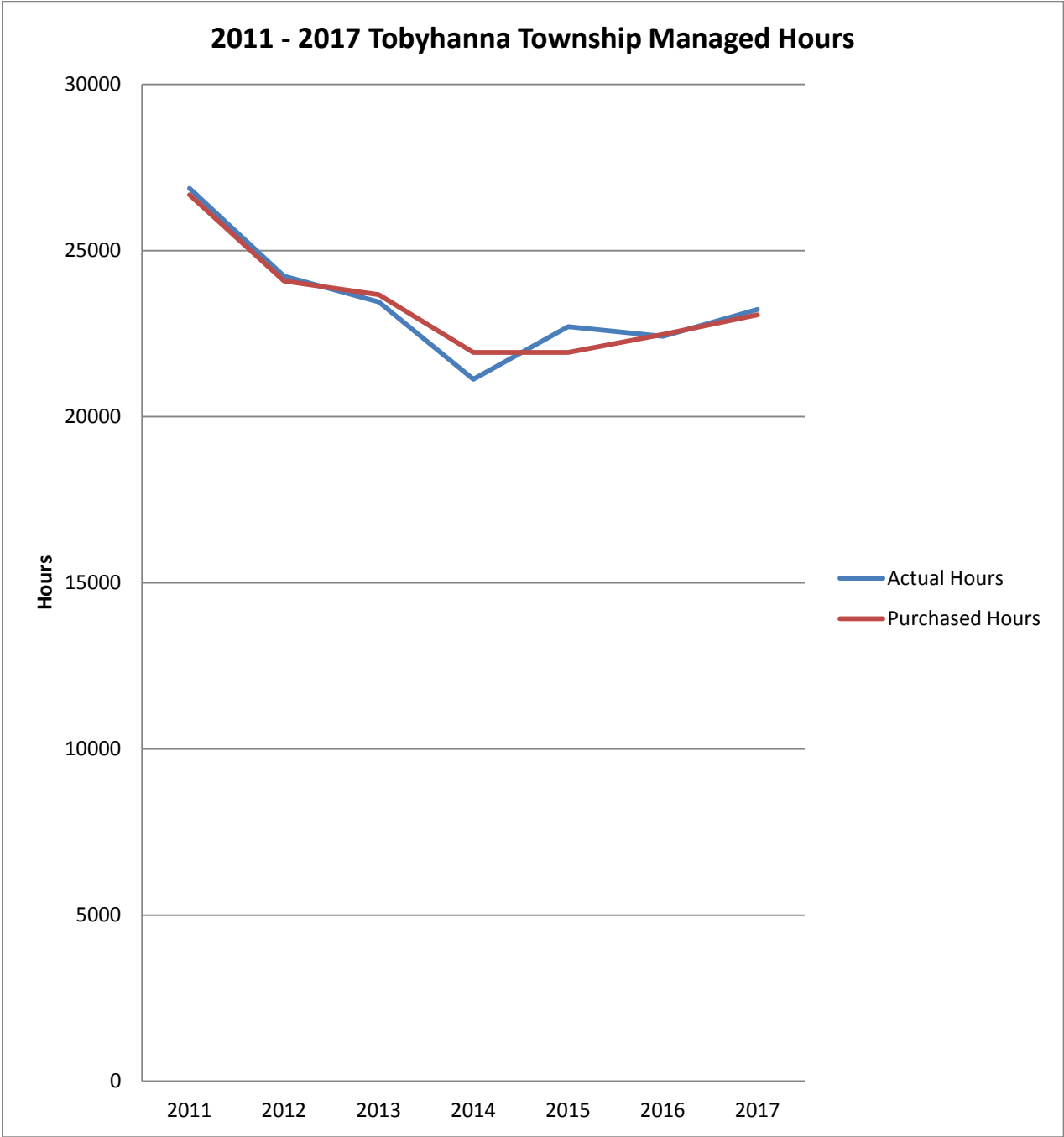
Coolbaugh Twp.	2017 Actual	Hours Purchased	+/-			+/-
Patrol	6342.18					
Invest.	11070.48					
VASCAR	14.15					
Court	1039.78					
Assigned	9117.71					
Totals	27584.3	27833.27	-248.97			

2015 – 2017 Total Hours Over / Under Purchased Vs. Actual

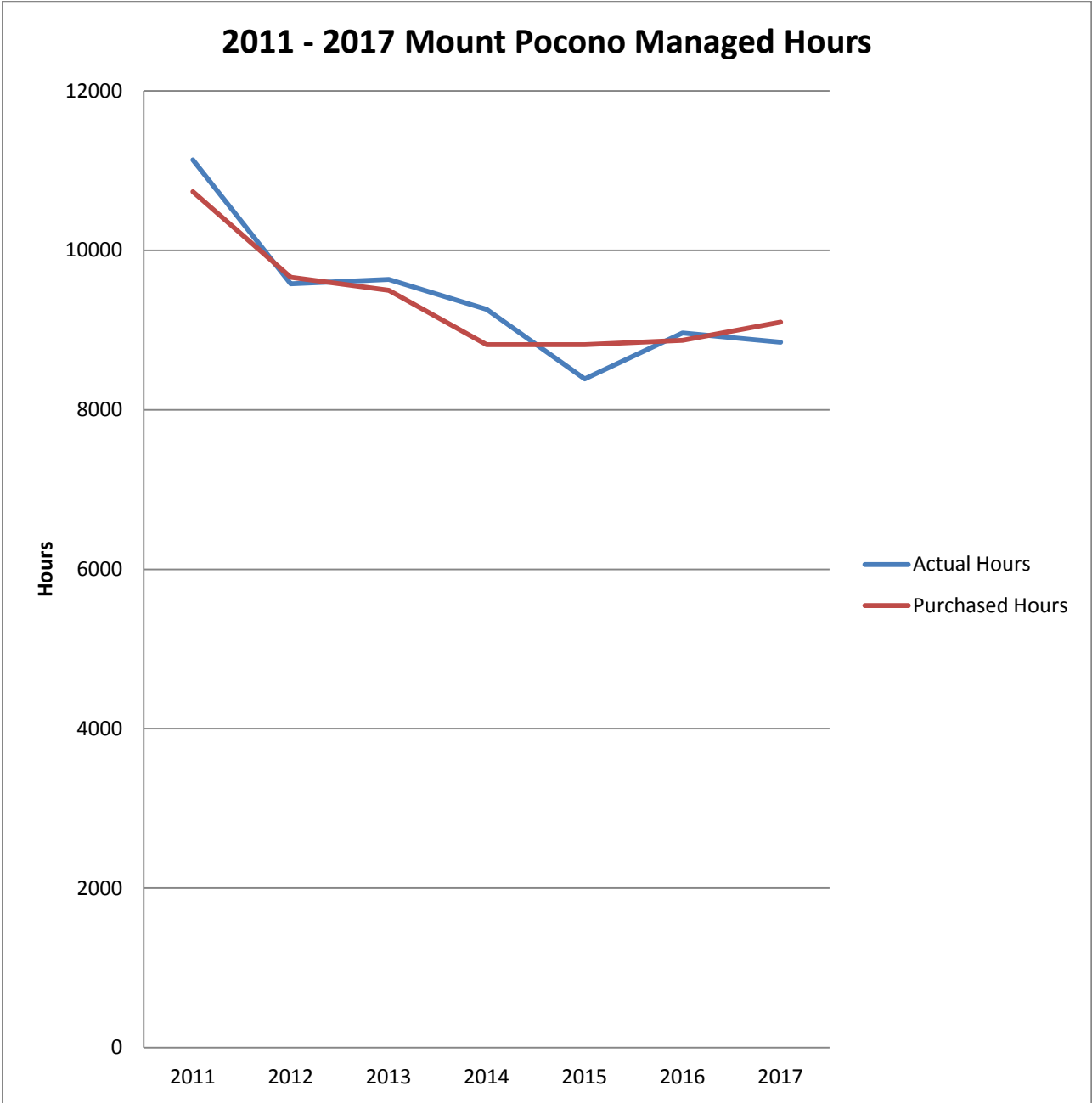
Barrett Township	2015 Actual	Hours Purchased	+/-	2016 Actual	Hours Purchased	+/-
Patrol	465			2151		
Invest.	1027			1915		
VASCAR	0			31		
Court	73			197		
Assigned	1231			2031		
Totals	2796	2948	-152	6326	6303	+24

Barrett Township	2017 Actual	Hours Purchased	+/-			+/-
Patrol	2089.23					
Invest.	2096.50					
VASCAR	15.27					
Court	162.65					
Assigned	2117.73					
Totals	6481.38	6464.65	+16.73			

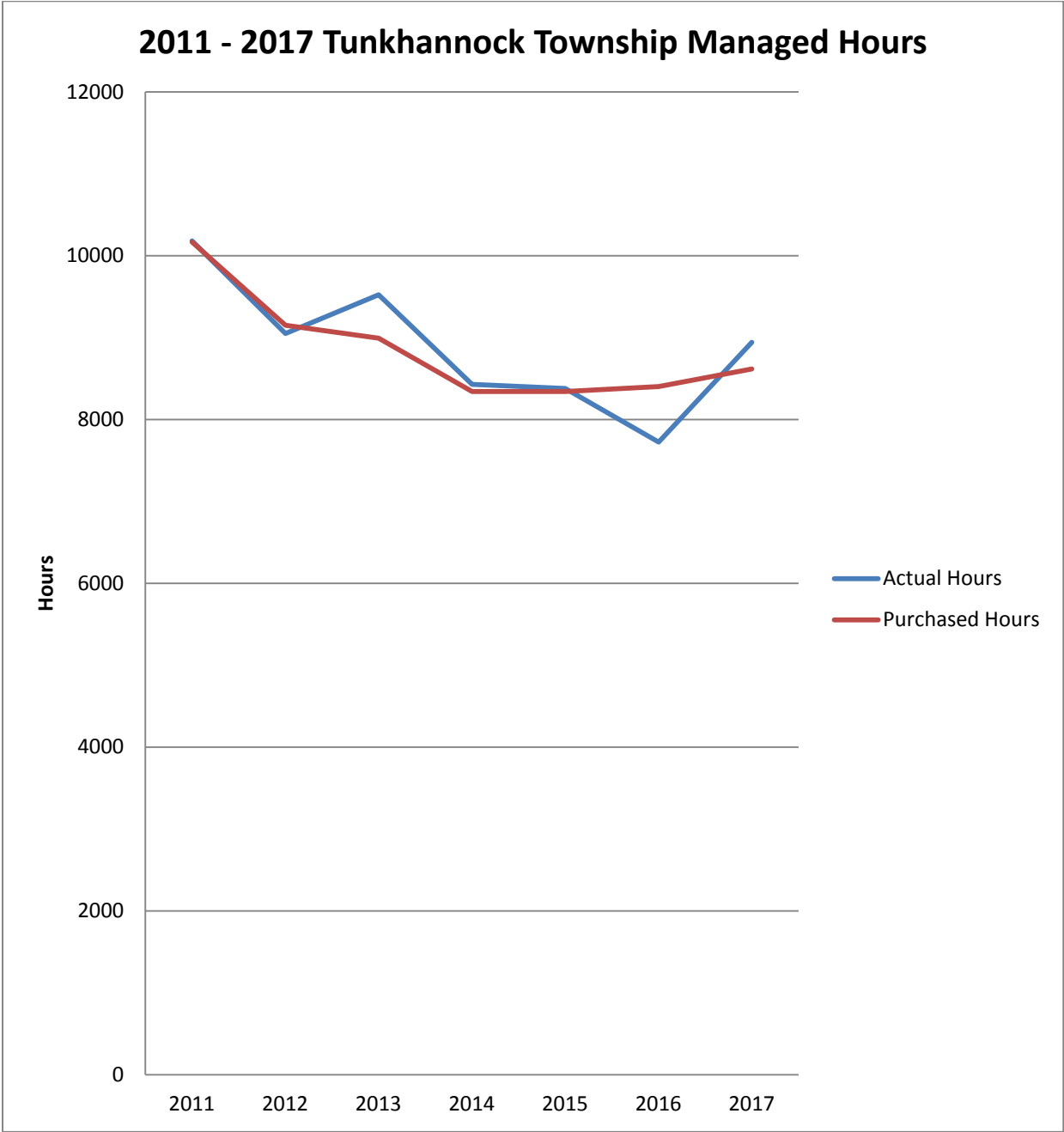
Pocono Mountain Regional Police Purchased Vs. Actual Hours



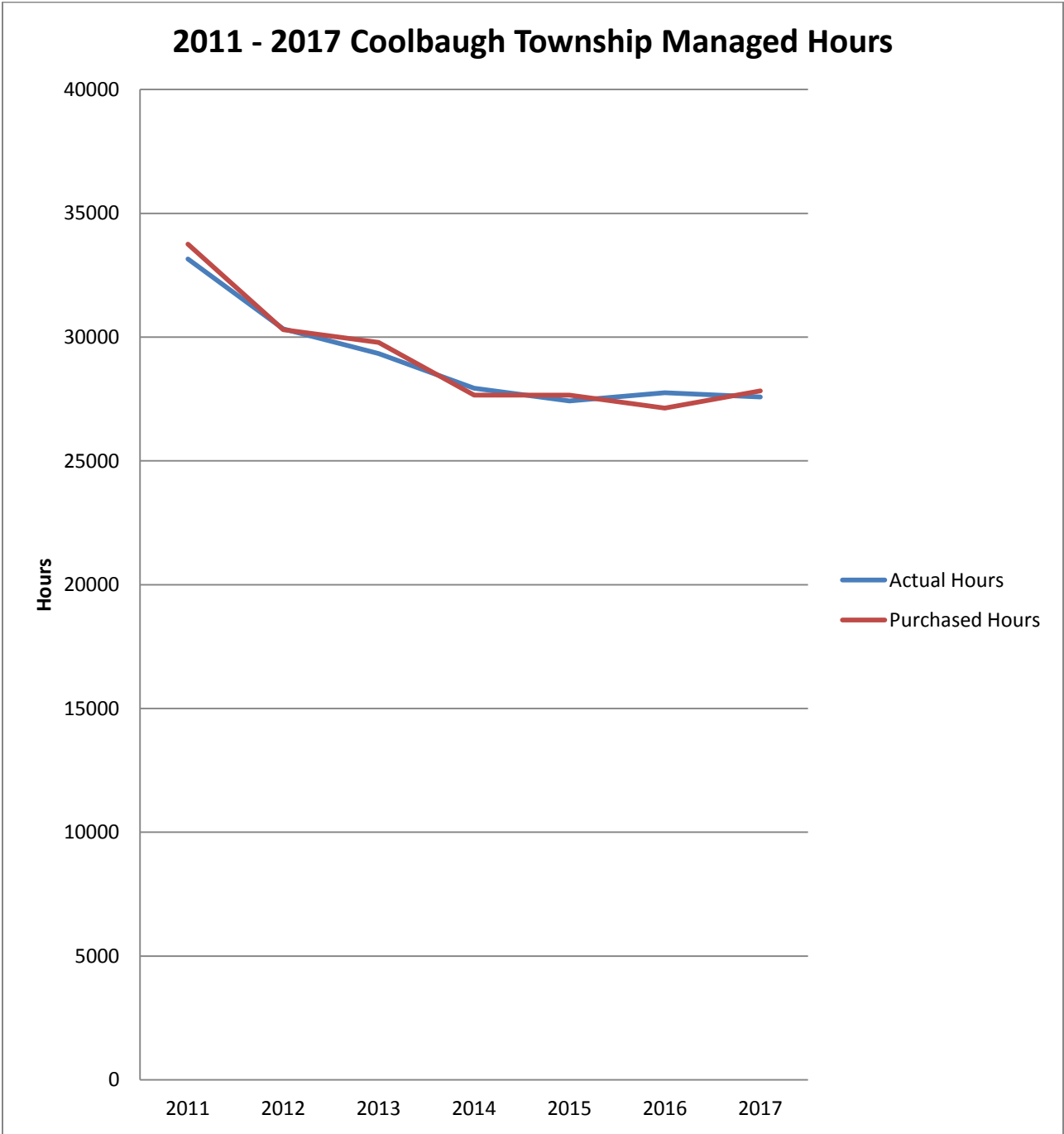
Pocono Mountain Regional Police Purchased Vs. Actual Hours



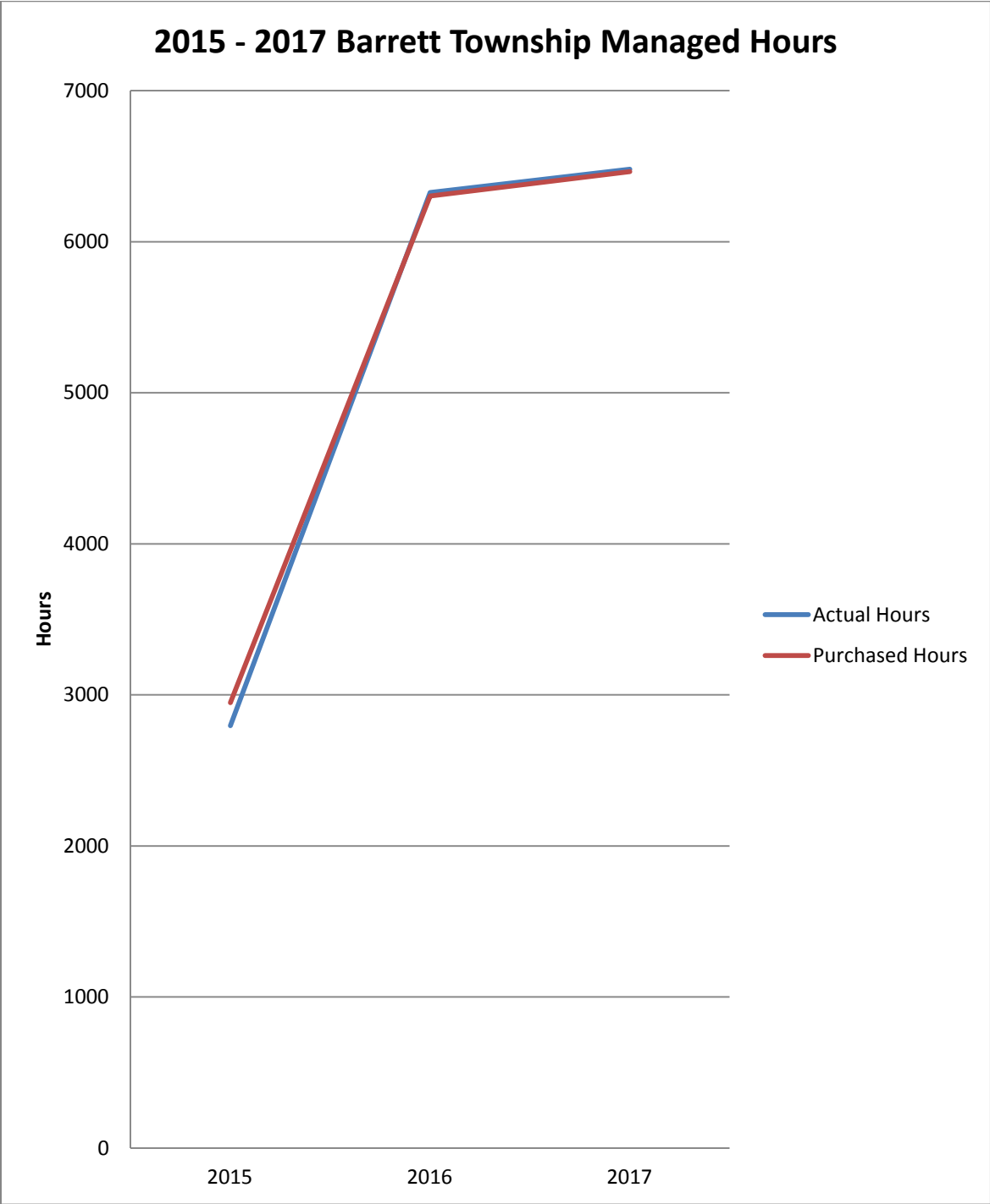
Pocono Mountain Regional Police Purchased Vs. Actual Hours



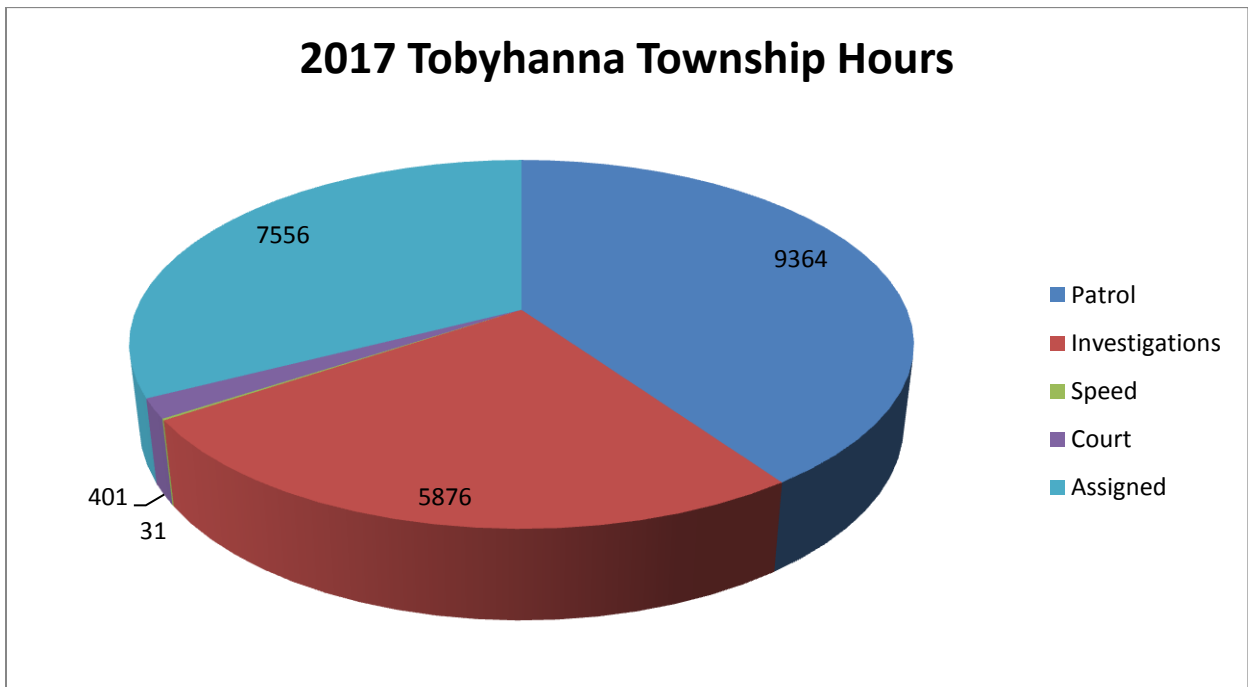
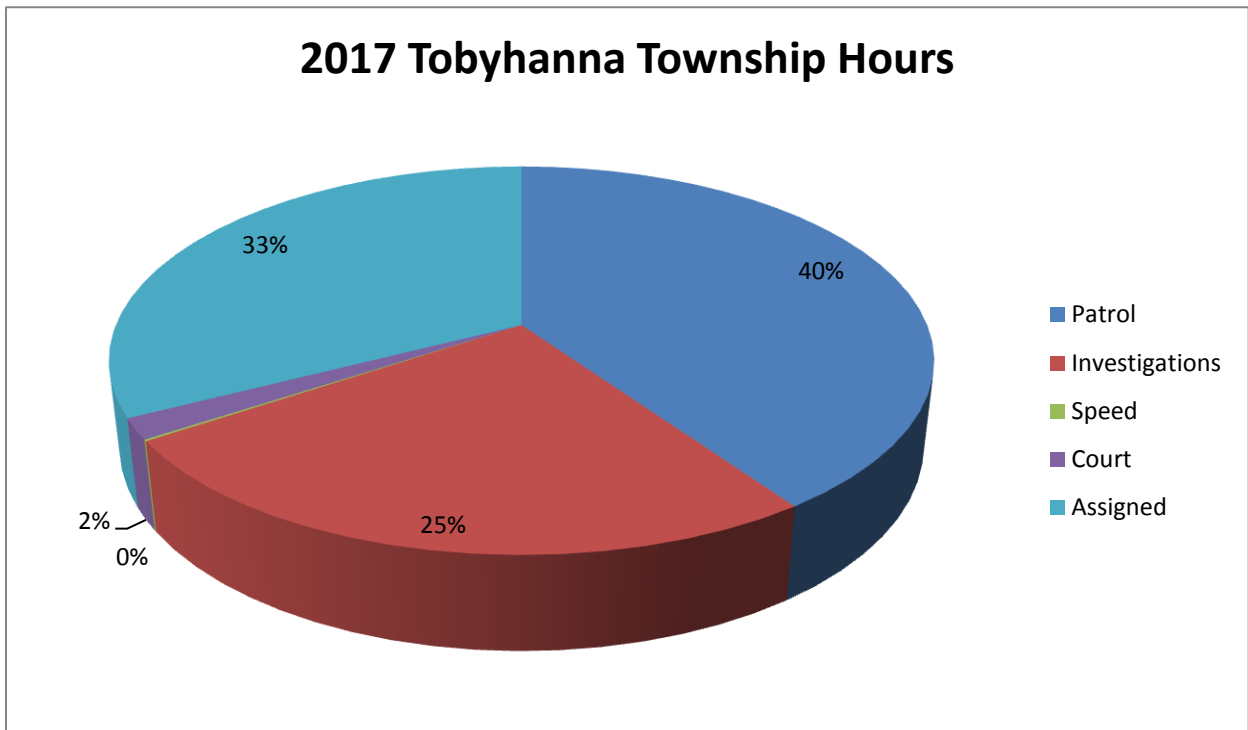
Pocono Mountain Regional Police Purchased Vs. Actual Hours



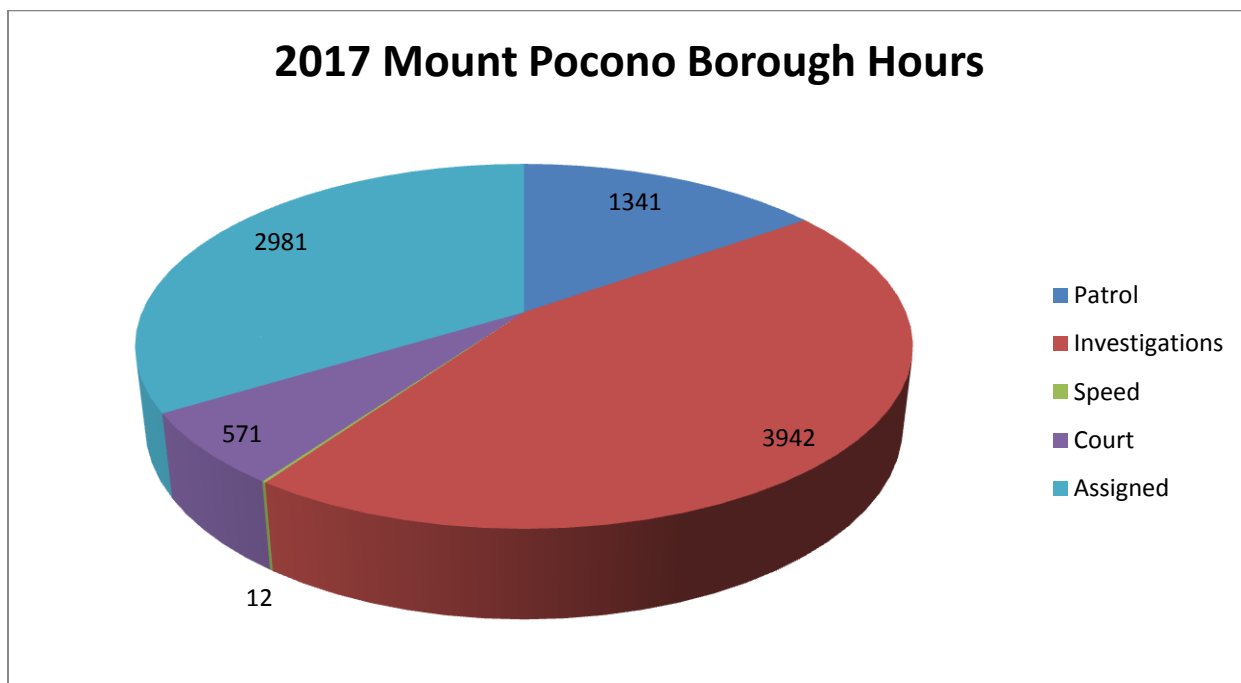
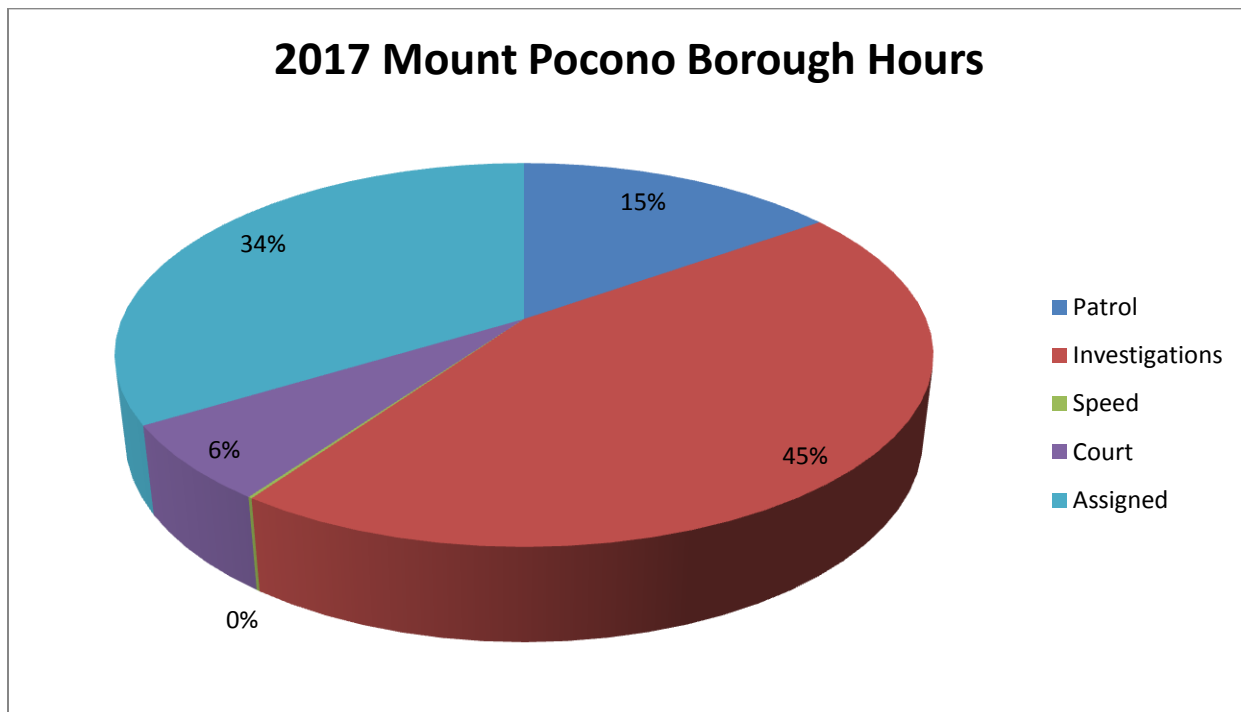
Pocono Mountain Regional Police Purchased Vs. Actual Hours



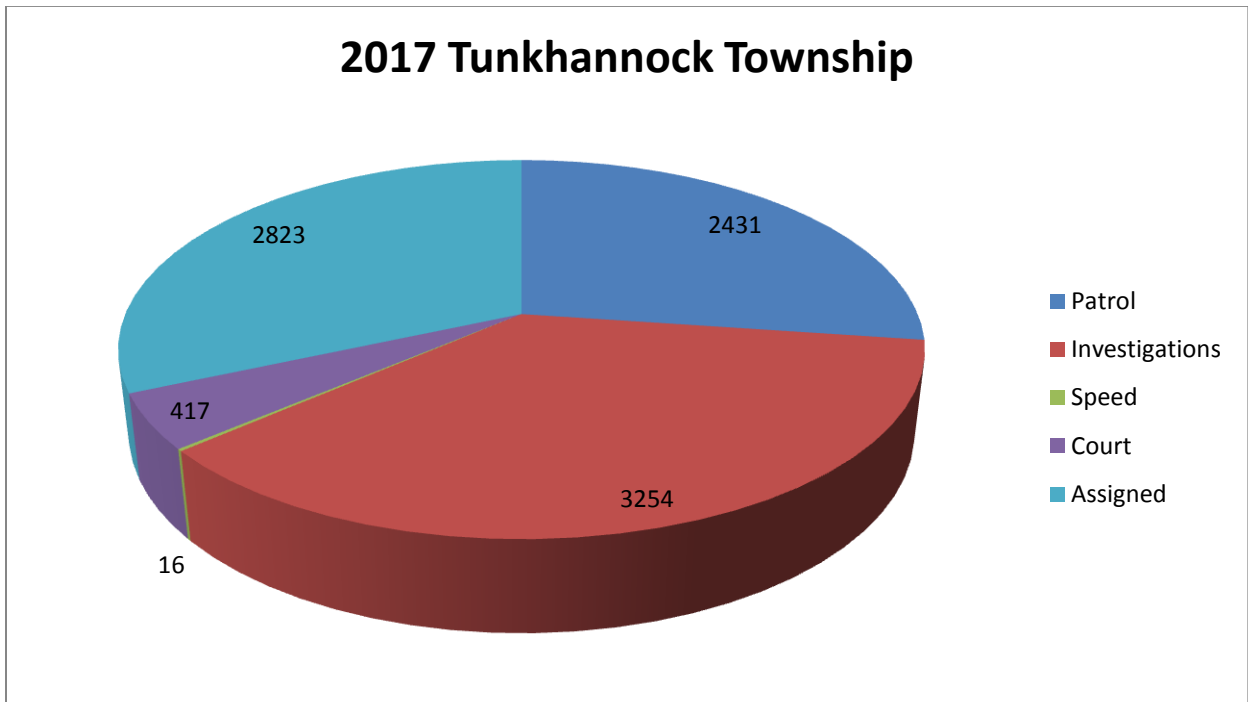
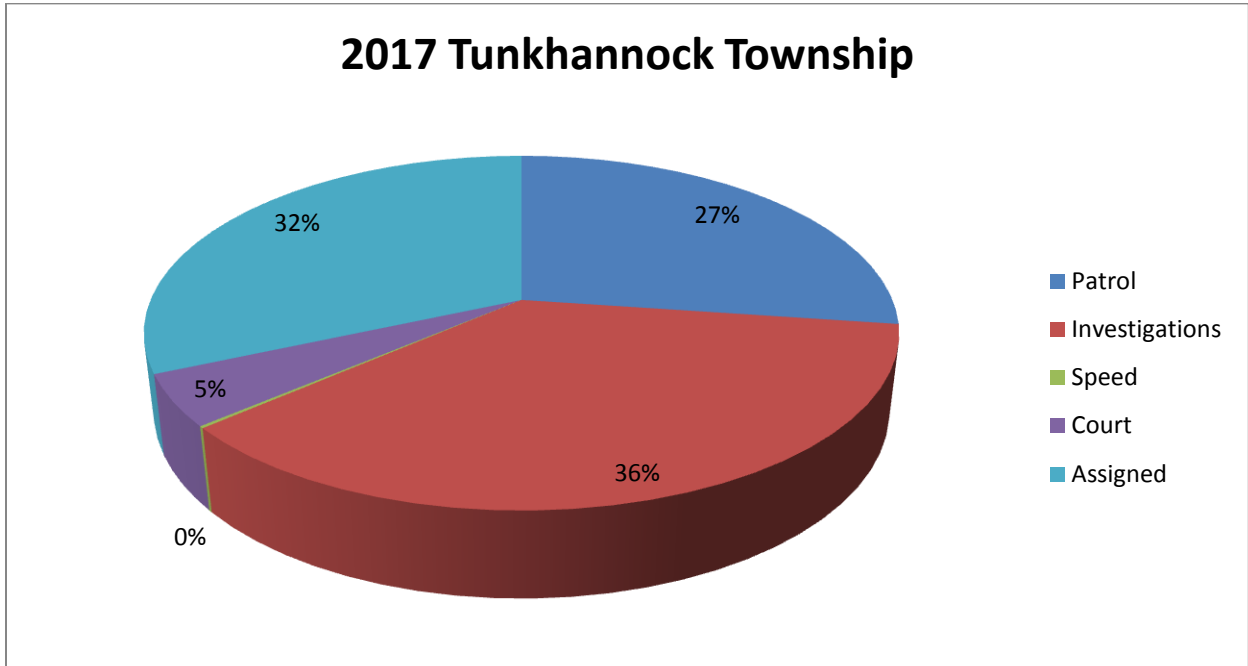
Breakdown of Hours within a Municipality 2017



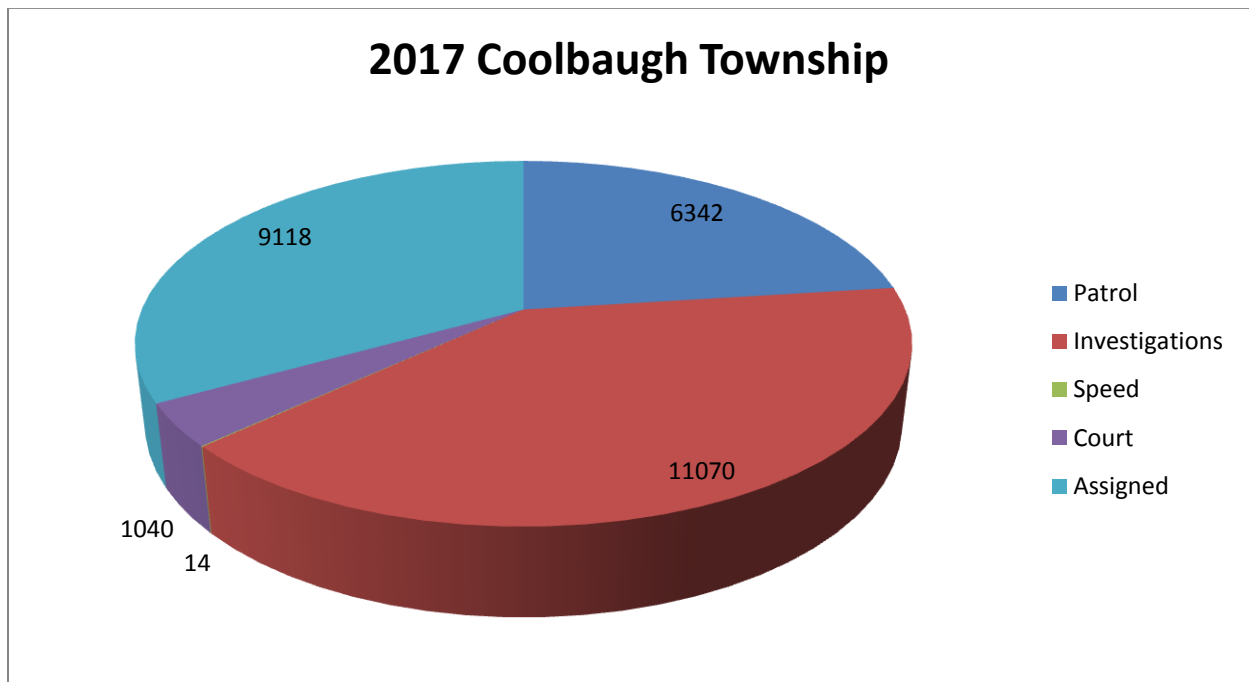
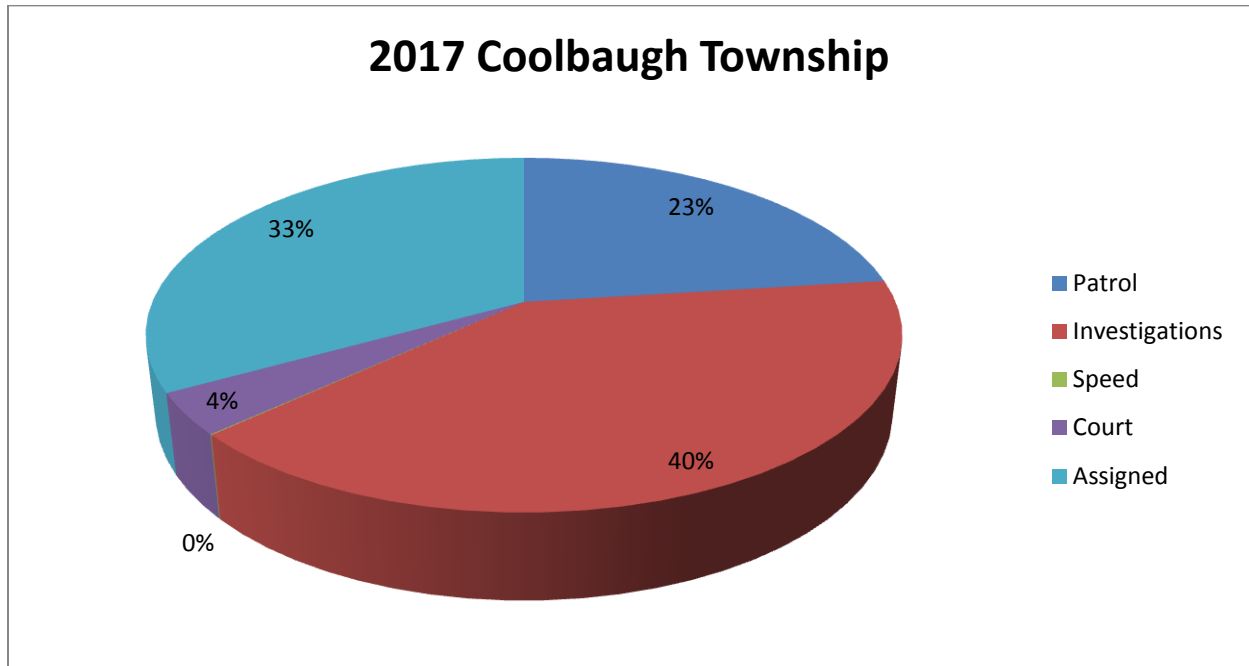
Breakdown of Hours within a Municipality 2017



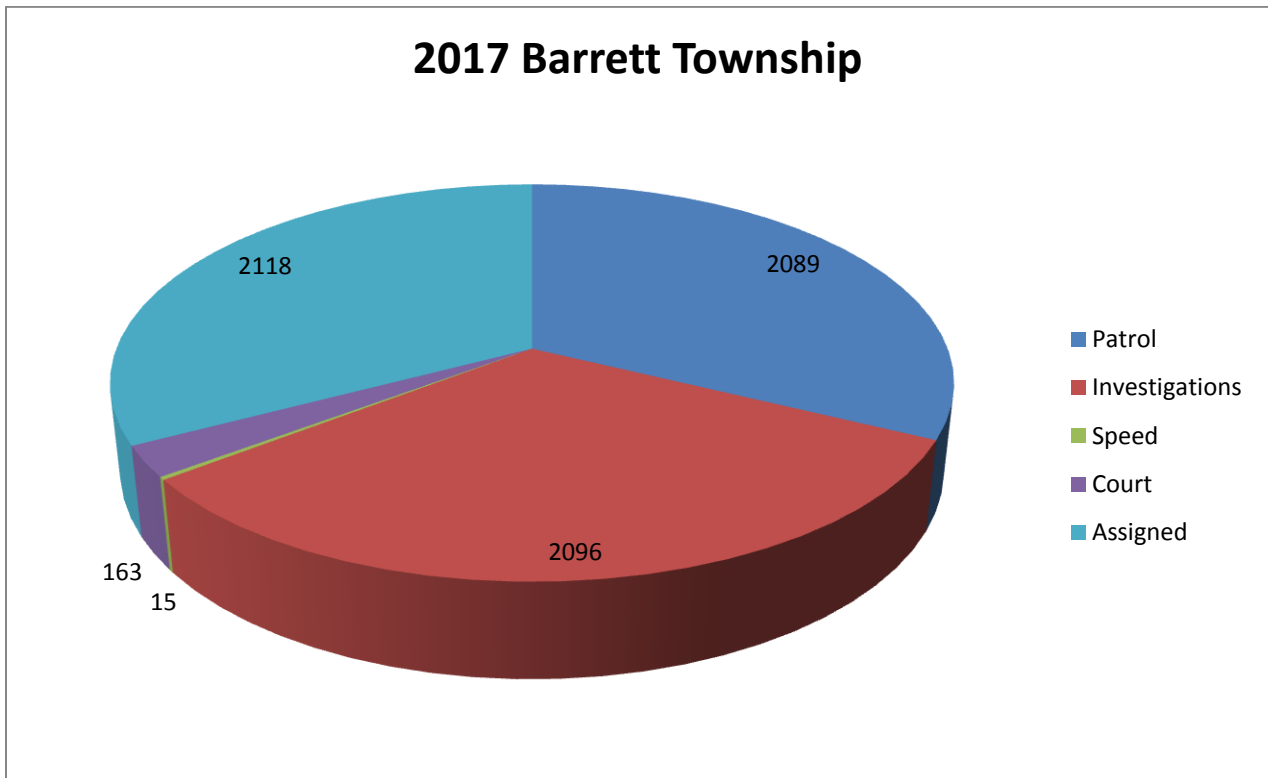
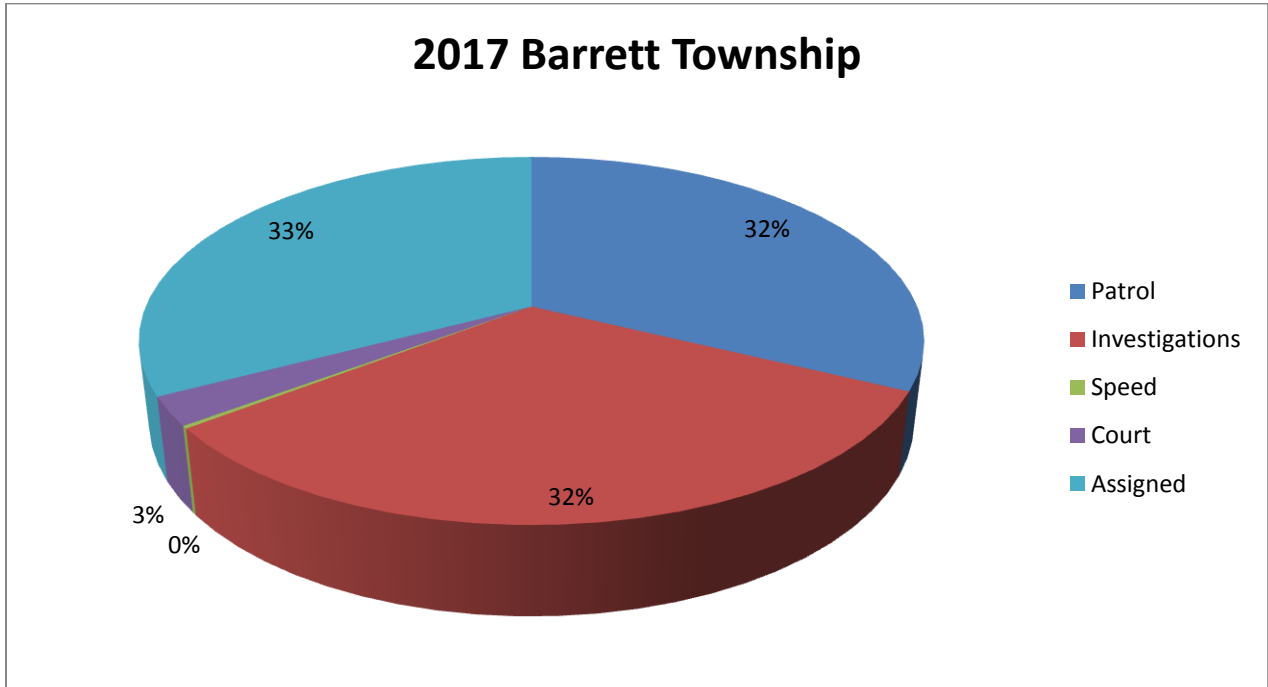
Breakdown of Hours within a Municipality 2017



Breakdown of Hours within a Municipality 2017



Breakdown of Hours within a Municipality 2017



Breakdown of Hours within a Municipality 2017

	2009	%	2010	%	2011	%	2012	%	2013	%	2014	%	2015	%
Complaints Accidents	16299		16028		13950		13802		12824		11916		12507	
Criminal Arrests	1871		1930		1683		1505		1236		1183		1315	
Traffic Arrests	5248		5568		4648		2648		2571		1726		3300	
Traffic Warnings	4845		5651		3982		2550		1605		1135		1797	
Ordinance Arrests	144		236		189		139		219		129		480	
Totals	28407		29413		24452		20644		18455		16040		19399	

	2016		2017	
Complaints Accidents	12957		Complaints Accidents	13786
Criminal Arrests	1420		Criminal Arrests	1419
Traffic Arrests	3904		Traffic Arrests	3777
Traffic Warnings	1892		Traffic Warnings	2519
Ordinance Arrests	352		Ordinance Arrests	345
Totals	20525		Totals	21846

Breakdown of Hours within a Municipality 2017

Tobyhanna Township	2009	%	2010	%	2011	%	2012	%	2013	%	2014	%	2015	%
Complaints Accidents	4406	27%	4404	27%	3817	27%	3823	28%	3563	28%	2857	24%	2992	24%
Criminal Arrests	535	29%	522	27%	403	24%	307	20%	353	29%	276	23%	285	22%
Traffic Arrests	2054	39%	2018	36%	1901	41%	886	33%	800	31%	478	28%	1440	44%
Traffic Warnings	1995	41%	2138	38%	1737	44%	1145	45%	582	36%	457	40%	889	49%
Ordinance Arrests	47	33%	42	18%	36	19%	37	27%	28	13%	14	11%	117	24%
Totals	9037		9124		7894		6198		5326		4082		5723	

	2016	%		2017	%
Complaints Accidents	2853	22%	Complaints Accidents	3289	24%
Criminal Arrests	333	23%	Criminal Arrests	330	23%
Traffic Arrests	1186	30%	Traffic Arrests	1131	30%
Traffic Warnings	709	37%	Traffic Warnings	938	37%
Ordinance Arrests	58	16%	Ordinance Arrests	40	12%
Totals	5139	25%	Totals	5728	26%

Breakdown of Hours within a Municipality 2017

Mount Pocono Borough	2009	%	2010	%	2011	%	2012	%	2013	%	2014	%	2015	%
Complaints Accidents	2561	16%	2594	16%	2320	17%	2360	17%	2188	17%	2092	18%	2062	16%
Criminal Arrests	392	21%	492	25%	381	23%	365	24%	348	28%	311	26%	369	28%
Traffic Arrests	1212	23%	1158	21%	1026	22%	544	21%	632	25%	571	33%	732	22%
Traffic Warnings	887	18%	1157	20%	860	22%	409	16%	384	24%	296	26%	294	16%
Ordinance Arrests	37	26%	85	36%	90	48%	43	31%	130	59%	65	50%	290	60%
Totals	5089		5486		4677		3721		3682		3335		3747	

	2016	%		2017	%
Complaints Accidents	2119	16%	Complaints Accidents	2303	17%
Criminal Arrests	341	24%	Criminal Arrests	381	27%
Traffic Arrests	945	24%	Traffic Arrests	897	24%
Traffic Warnings	422	22%	Traffic Warnings	521	21%
Ordinance Arrests	215	61%	Ordinance Arrests	175	51%
Totals	4042	20%	Totals	4277	20%

Breakdown of Hours within a Municipality 2017

Tunkhannock Township	2009	%	2010	%	2011	%	2012	%	2013	%	2014	%	2015	%
Complaints Accidents	2279	14%	2187	14%	1819	13%	1918	14%	1749	14%	1574	13%	1678	13%
Criminal Arrests	256	14%	232	12%	203	12%	204	14%	138	11%	141	12%	202	15%
Traffic Arrests	467	9%	892	16%	507	11%	340	13%	399	16%	131	8%	143	4%
Traffic Warnings	358	7%	485	9%	326	8%	291	11%	224	14%	98	9%	86	5%
Ordinance Arrests	13	9%	4	2%	5	3%	11	8%	1	0%	1	1%	3	1%
Totals	3373		3800		2860		2764		2511		1945		2112	

	2016	%		2017	%
Complaints Accidents	1588	12%	Complaints Accidents	1714	12%
Criminal Arrests	151	11%	Criminal Arrests	133	9%
Traffic Arrests	326	8%	Traffic Arrests	425	11%
Traffic Warnings	103	5%	Traffic Warnings	235	9%
Ordinance Arrests	4	.11%	Ordinance Arrests	8	2%
Totals	2172	11%	Totals	2515	12%

Breakdown of Hours within a Municipality 2017

Coolbaugh Township	2009	%	2010	%	2011	%	2012	%	2013	%	2014	%	2015	%
Complaints Accidents	7053	43%	6843	43%	5994	43%	5701	41%	5324	42%	5344	45%	5216	42%
Criminal Arrests	688	36%	684	35%	696	41%	629	42%	397	32%	455	38%	424	32%
Traffic Arrests	1515	29%	1500	27%	1214	26%	878	33%	740	29%	546	32%	877	27%
Traffic Warnings	1605	34%	1871	33%	1059	27%	705	28%	415	26%	284	25%	490	27%
Ordinance Arrests	47	32%	105	44%	58	31%	48	35%	60	27%	49	38%	70	15%
Totals	10908		11003		9021		7961		6936		6678		7077	

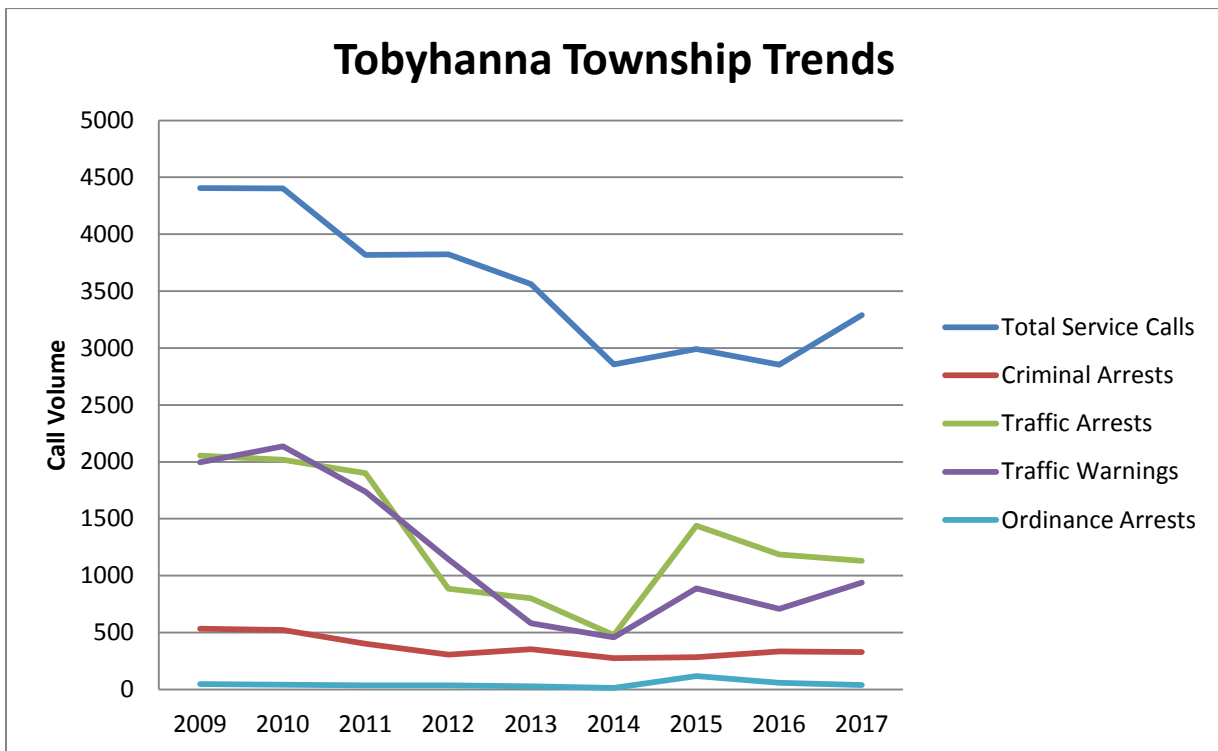
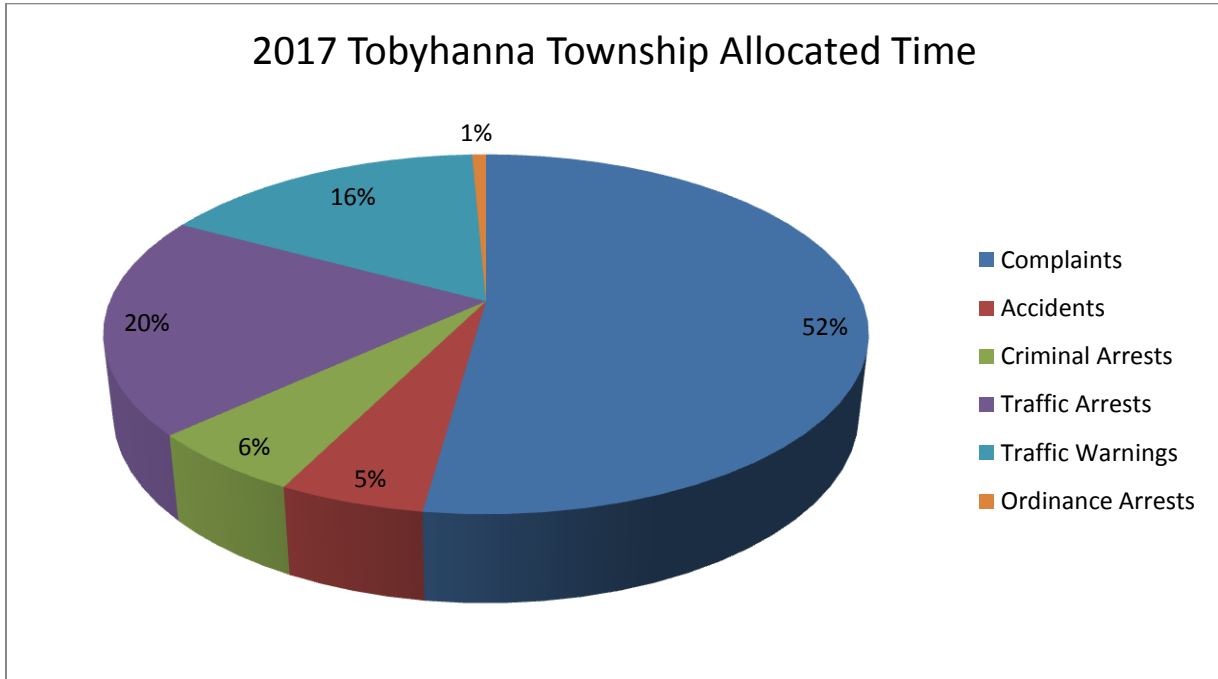
	2016	%		2017	%
Complaints Accidents	5278	41%	Complaints Accidents	5360	39%
Criminal Arrests	459	32%	Criminal Arrests	496	35%
Traffic Arrests	1172	30%	Traffic Arrests	1119	30%
Traffic Warnings	545	29%	Traffic Warnings	650	26%
Ordinance Arrests	74	21%	Ordinance Arrests	122	35%
Totals	7528	37%	Totals	7747	35%

Breakdown of Hours within a Municipality 2017

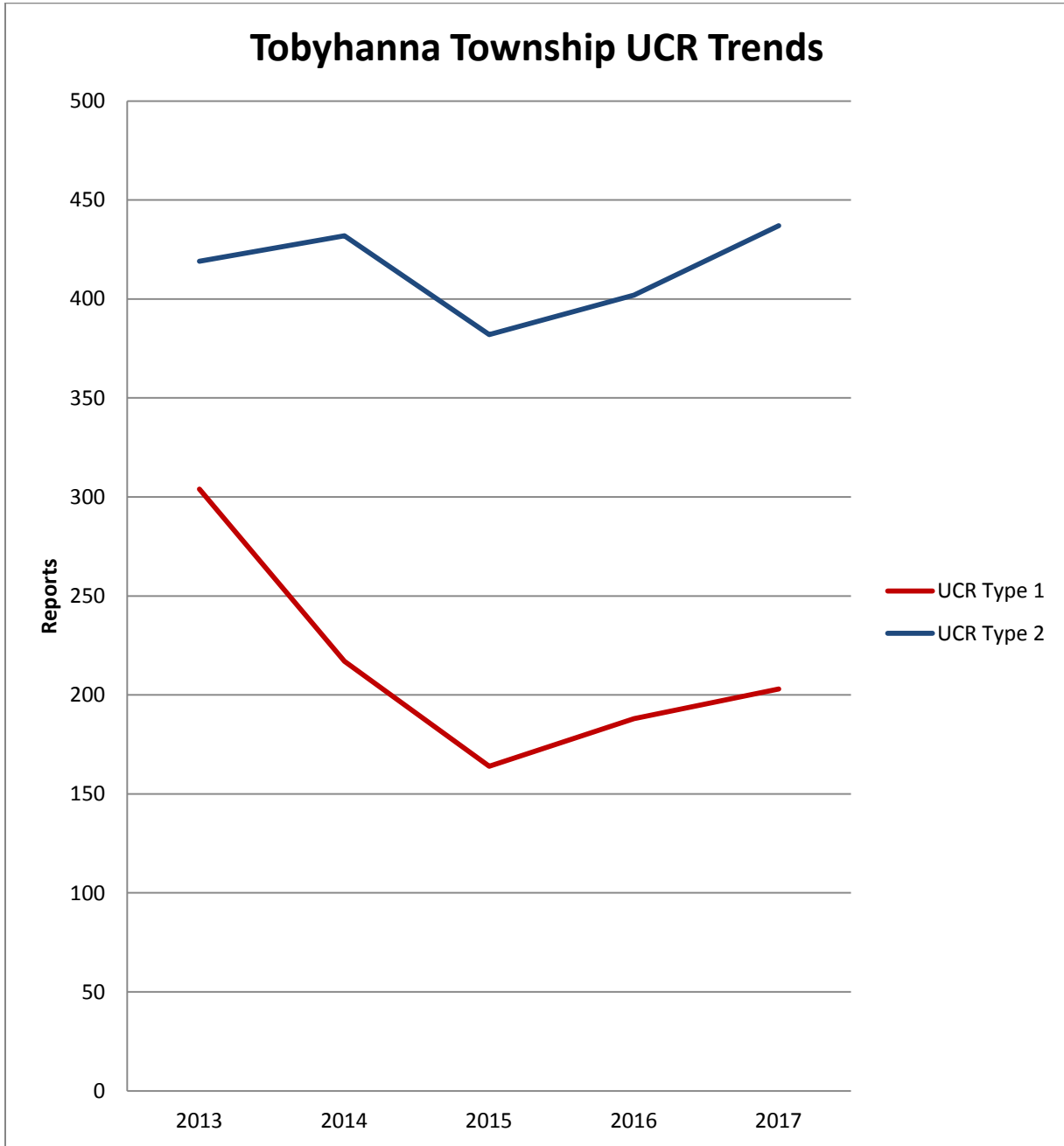
Barrett Township	2009	%	2010	%	2011	%	2012	%	2013	%	2014	%	2015	%
Complaints Accidents													510	4%
Criminal Arrests													35	3%
Traffic Arrests													108	3%
Traffic Warnings													38	2%
Ordinance Arrests													0	0
Totals													691	

	2016	%		2017	%
Complaints Accidents	1086	8%	Complaints Accidents	1082	8%
Criminal Arrests	132	9%	Criminal Arrests	78	5%
Traffic Arrests	275	7%	Traffic Arrests	203	5%
Traffic Warnings	113	6%	Traffic Warnings	173	7%
Ordinance Arrests	1	.28%	Ordinance Arrests	0	0%
Totals	1607	8%	Totals	1536	7%

Allocated Time and Trends 2017

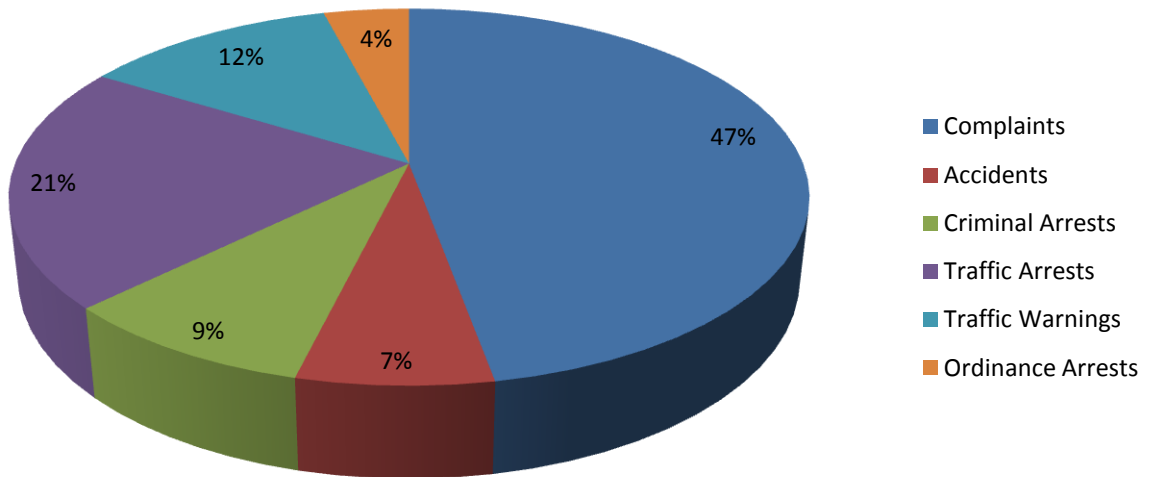


Allocated Time and Trends 2017

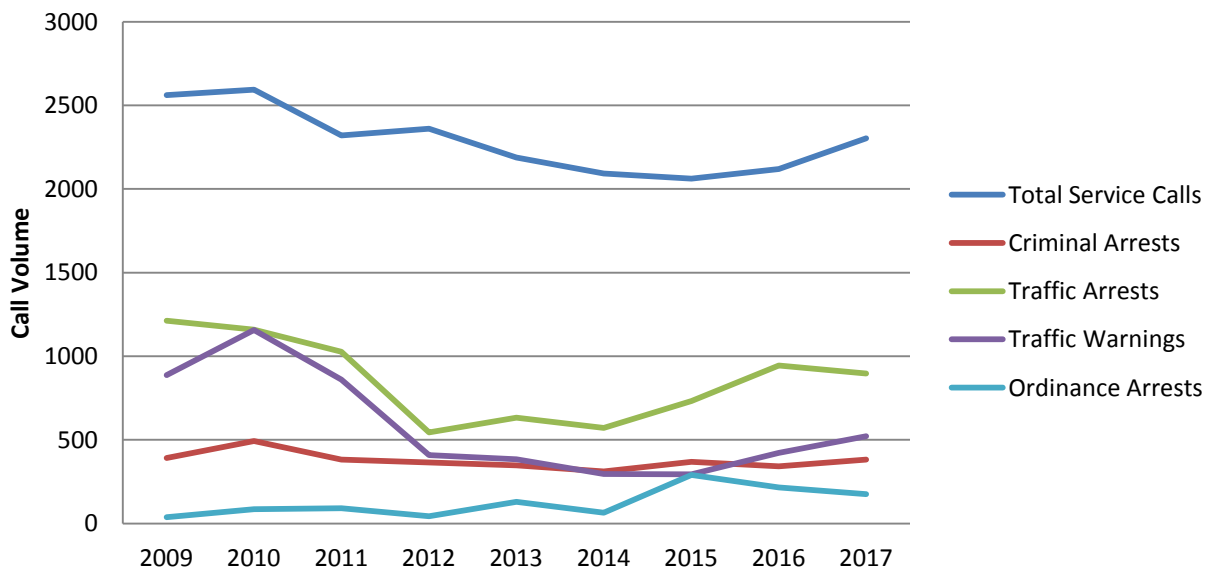


Allocated Time and Trends 2017

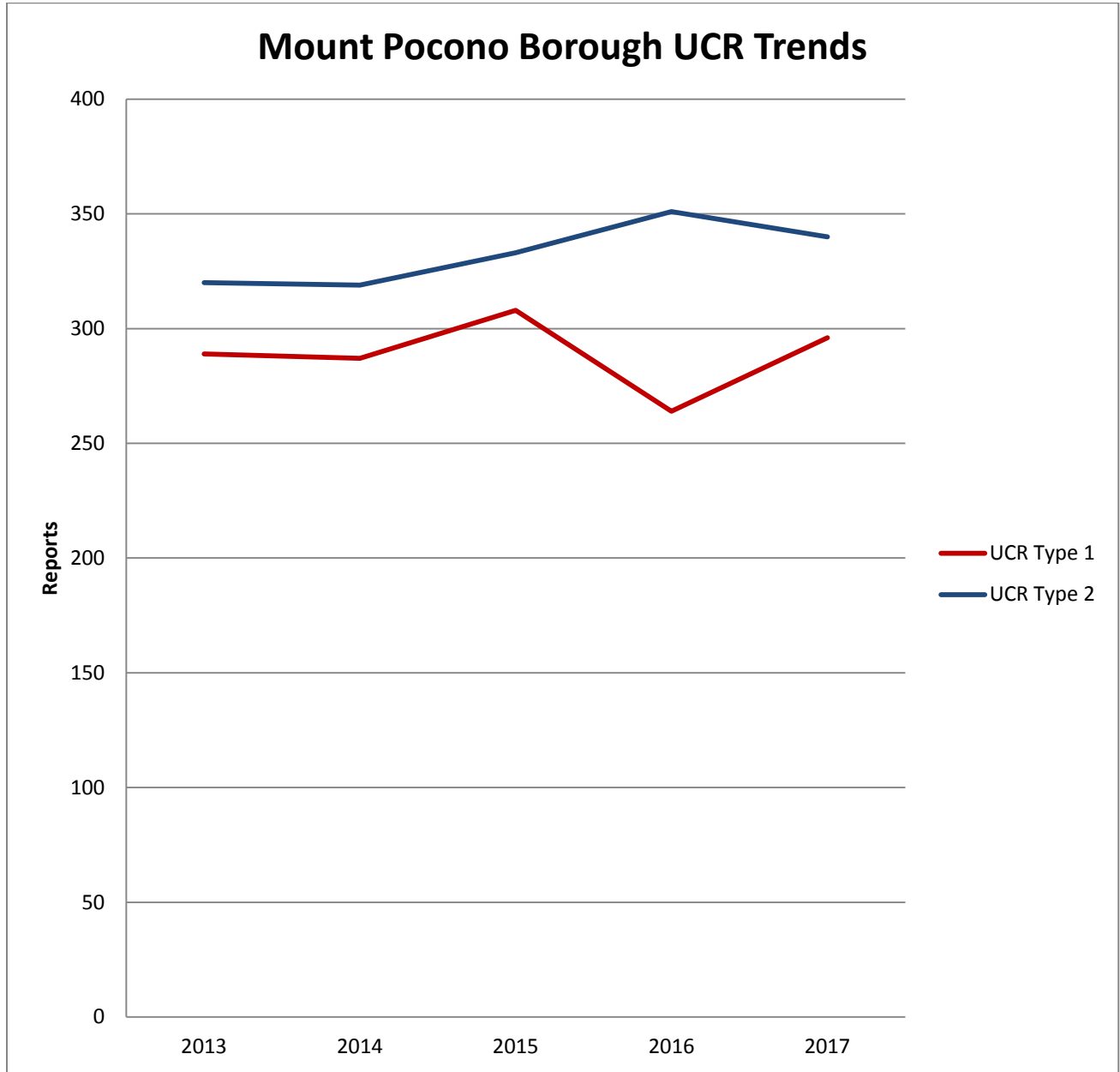
2017 Mount Pocono Allocated Time



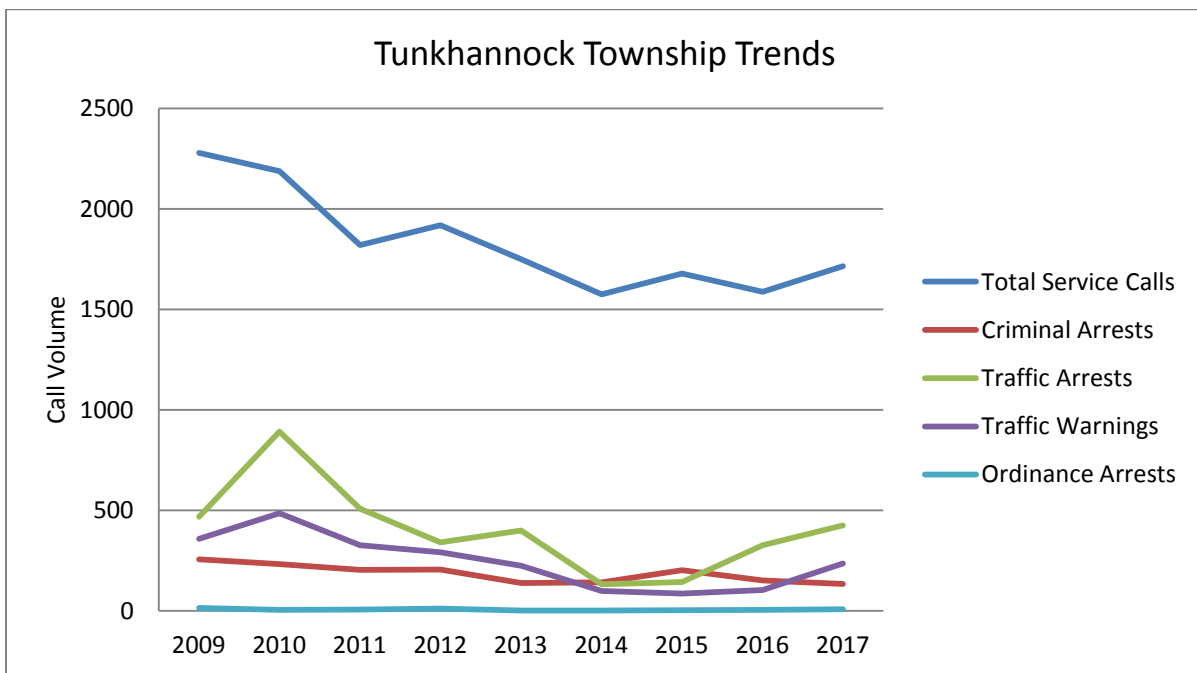
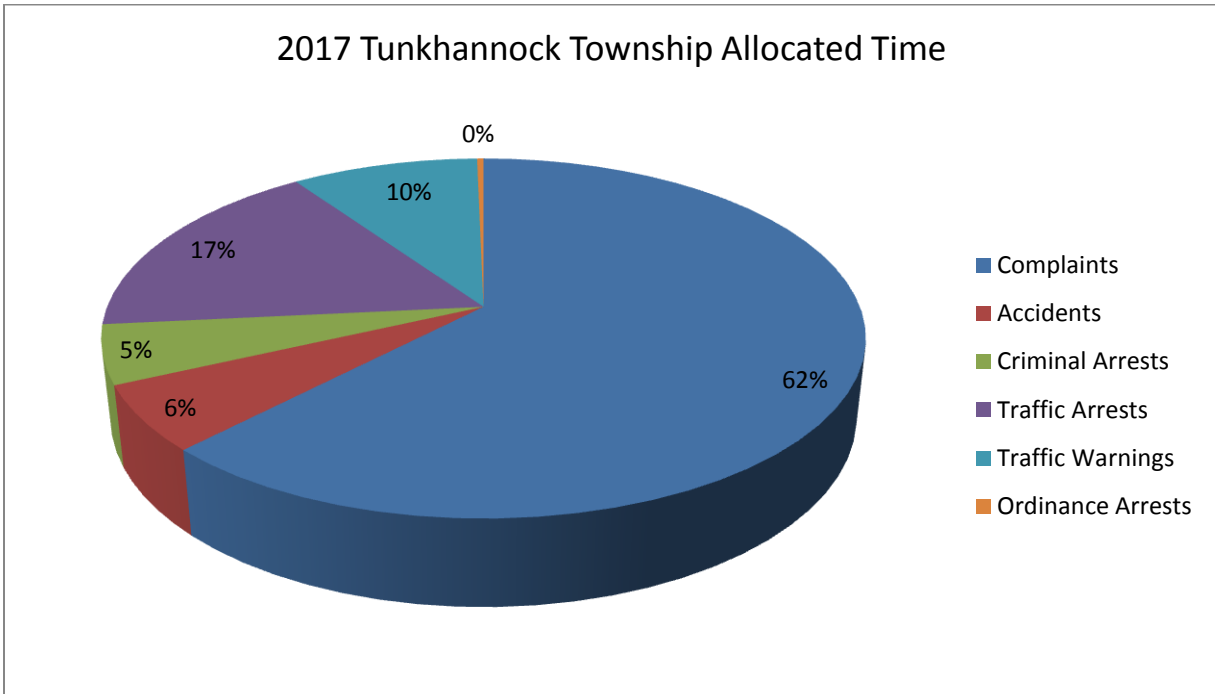
Mount Pocono Trends



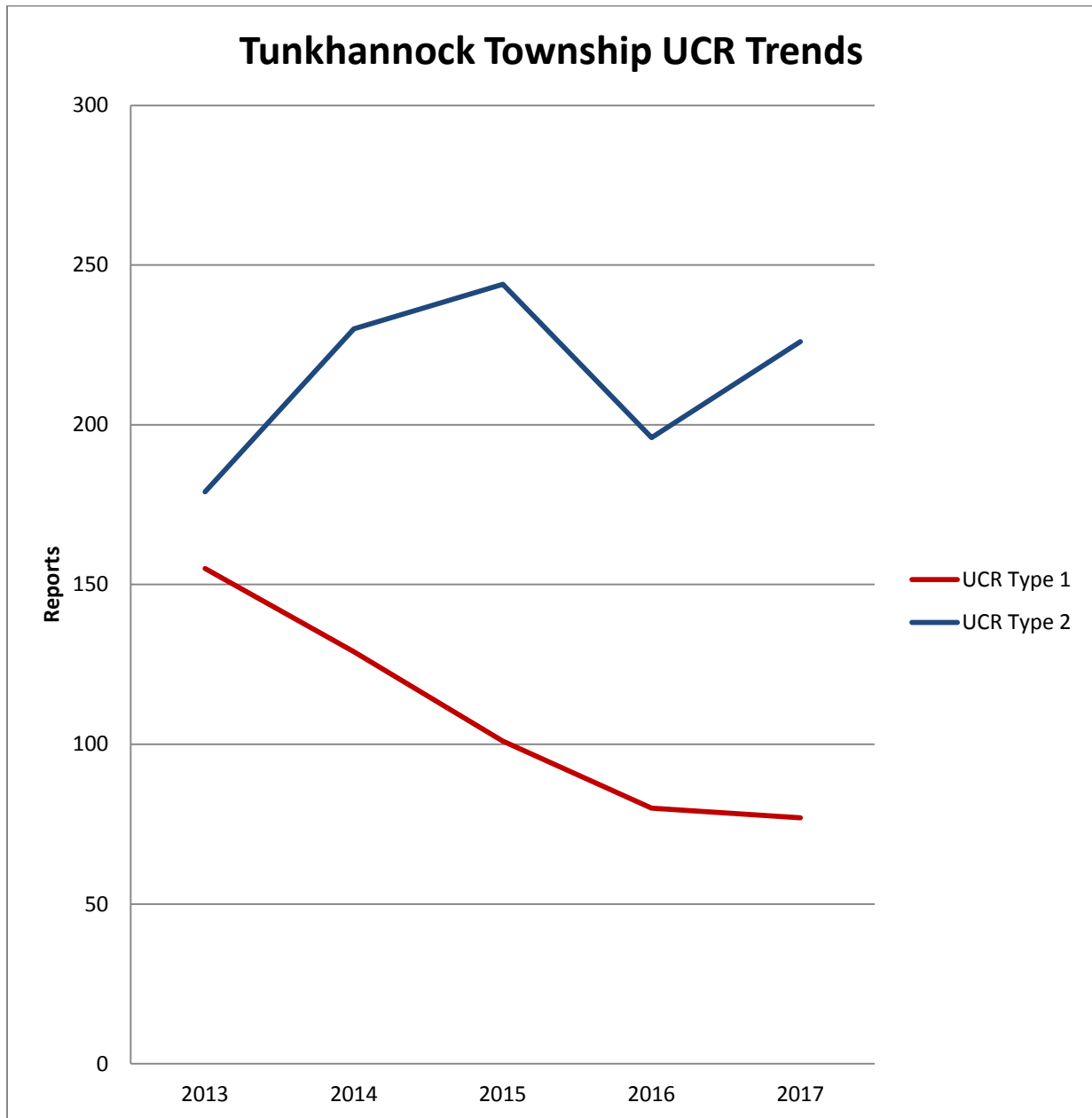
Allocated Time and Trends 2017



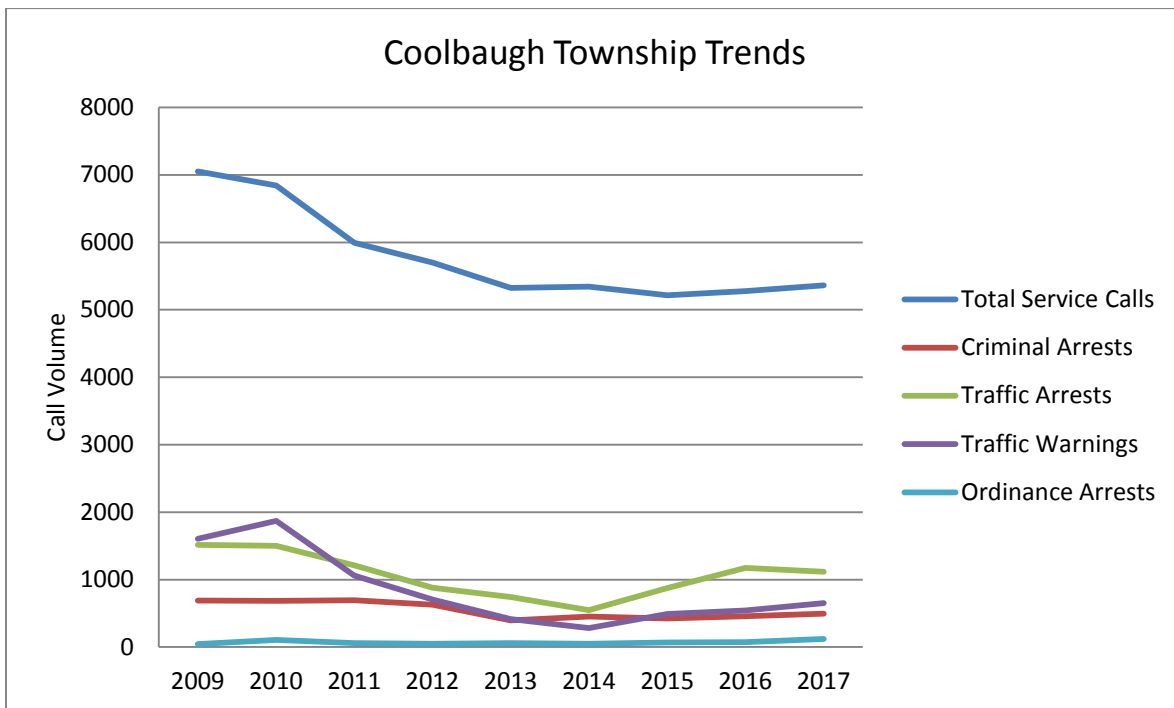
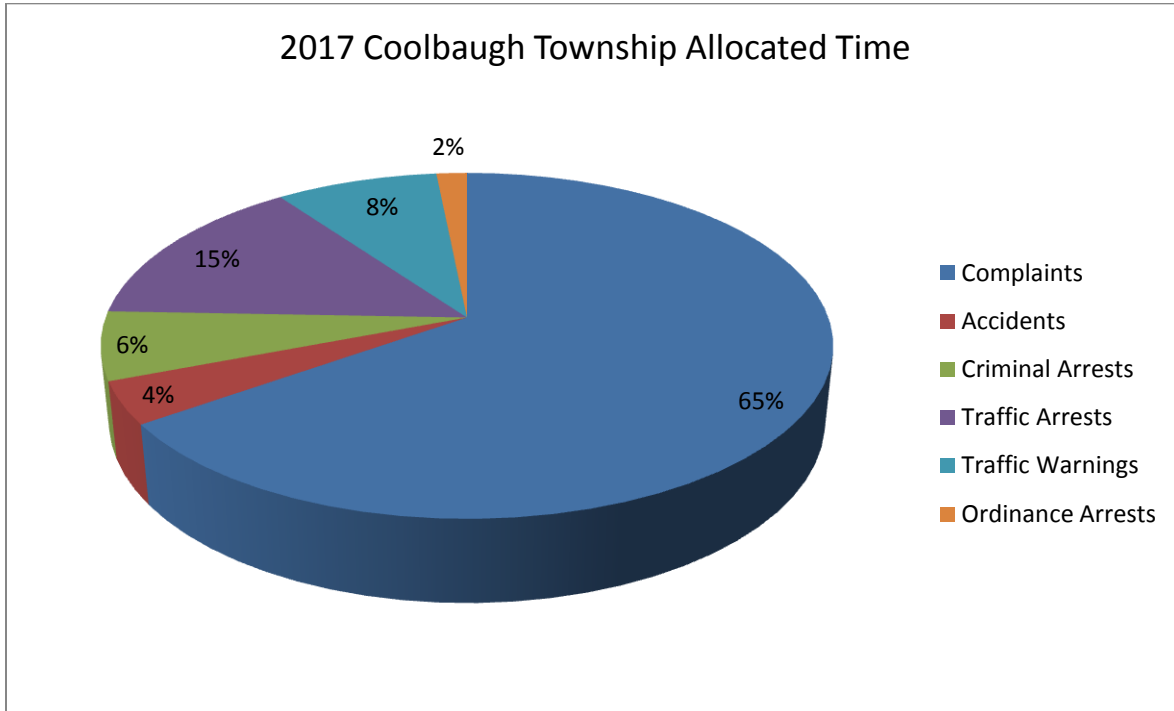
Allocated Time and Trends 2017



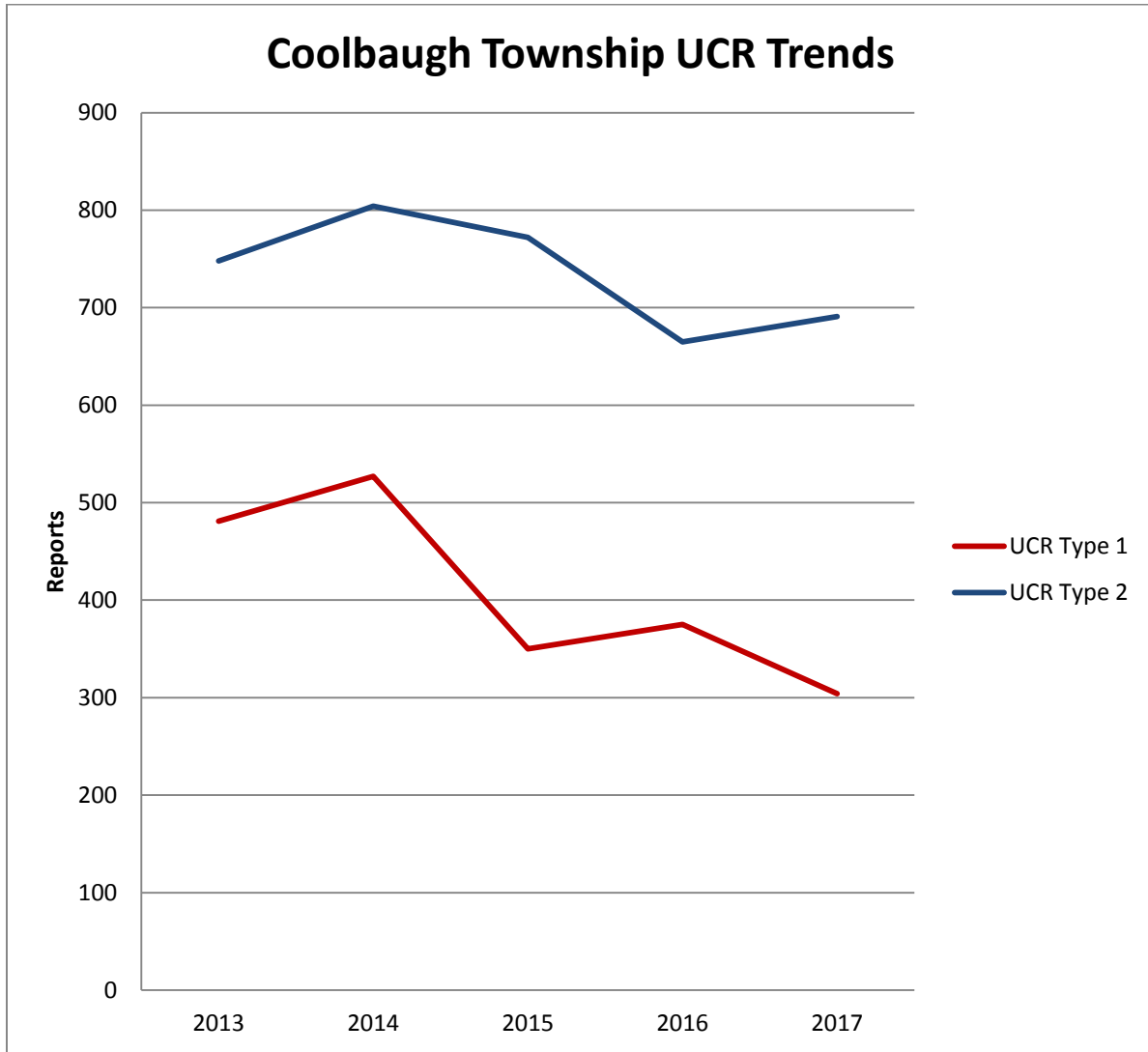
Allocated Time and Trends 2017



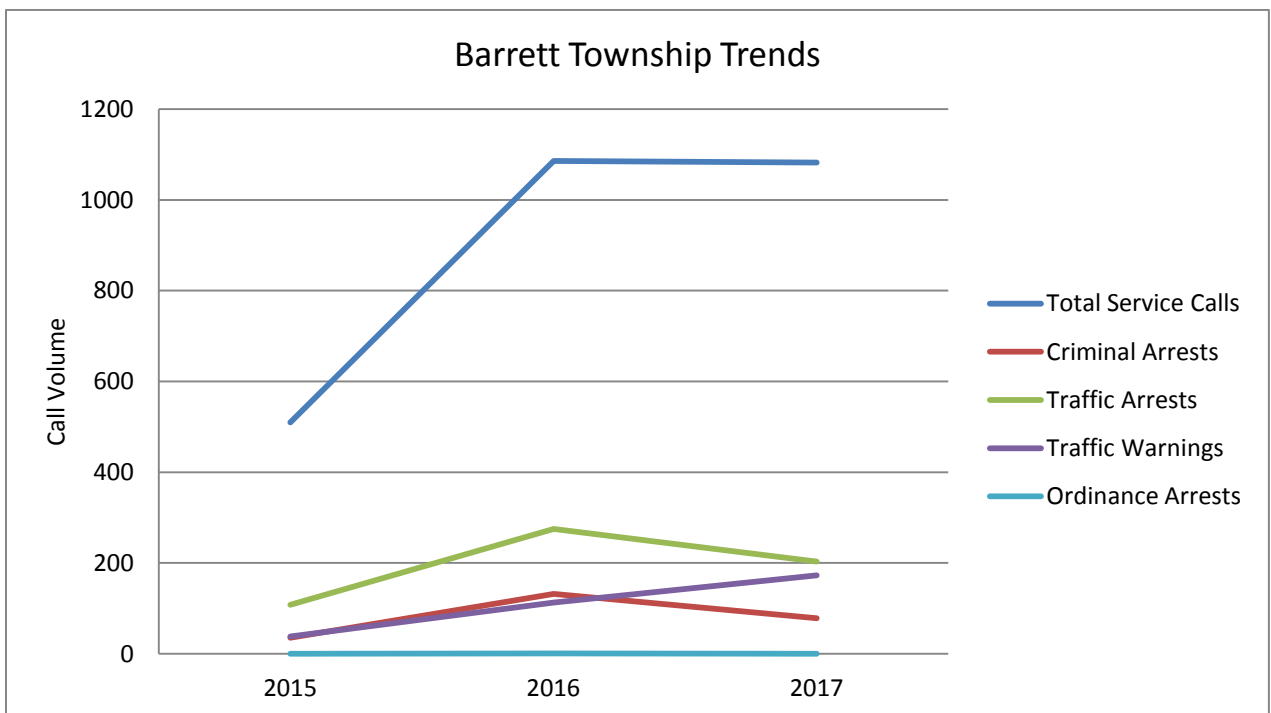
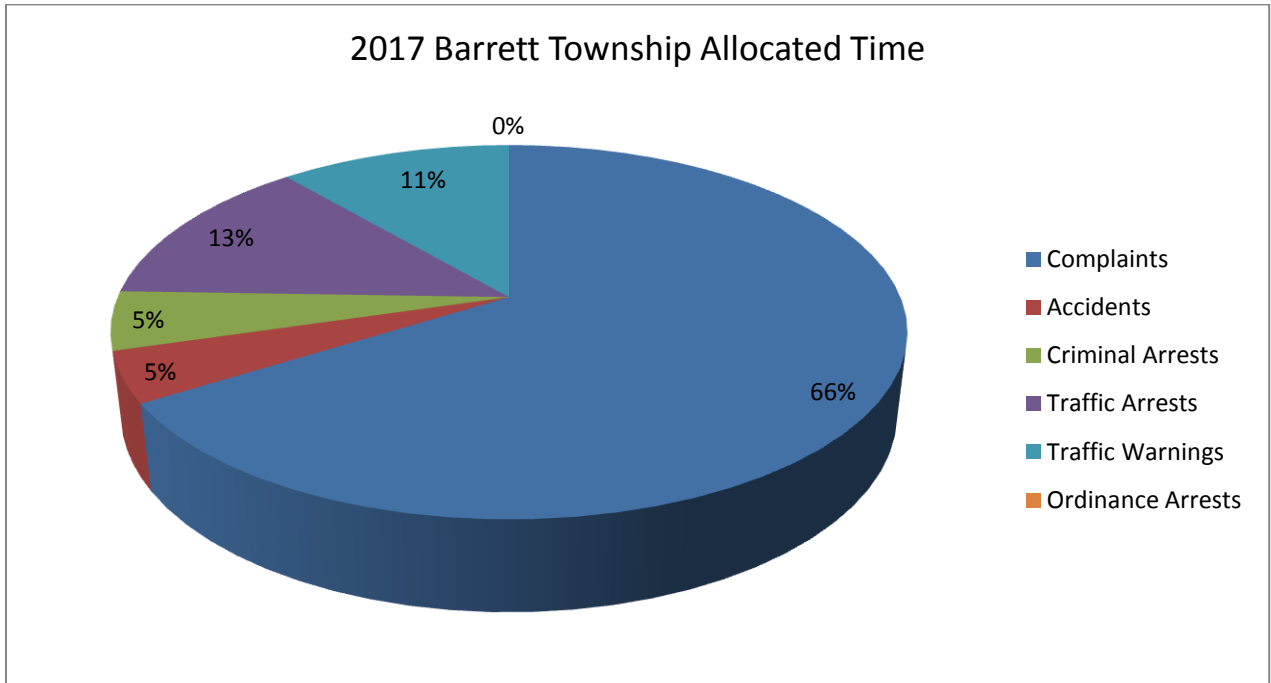
Allocated Time and Trends 2017



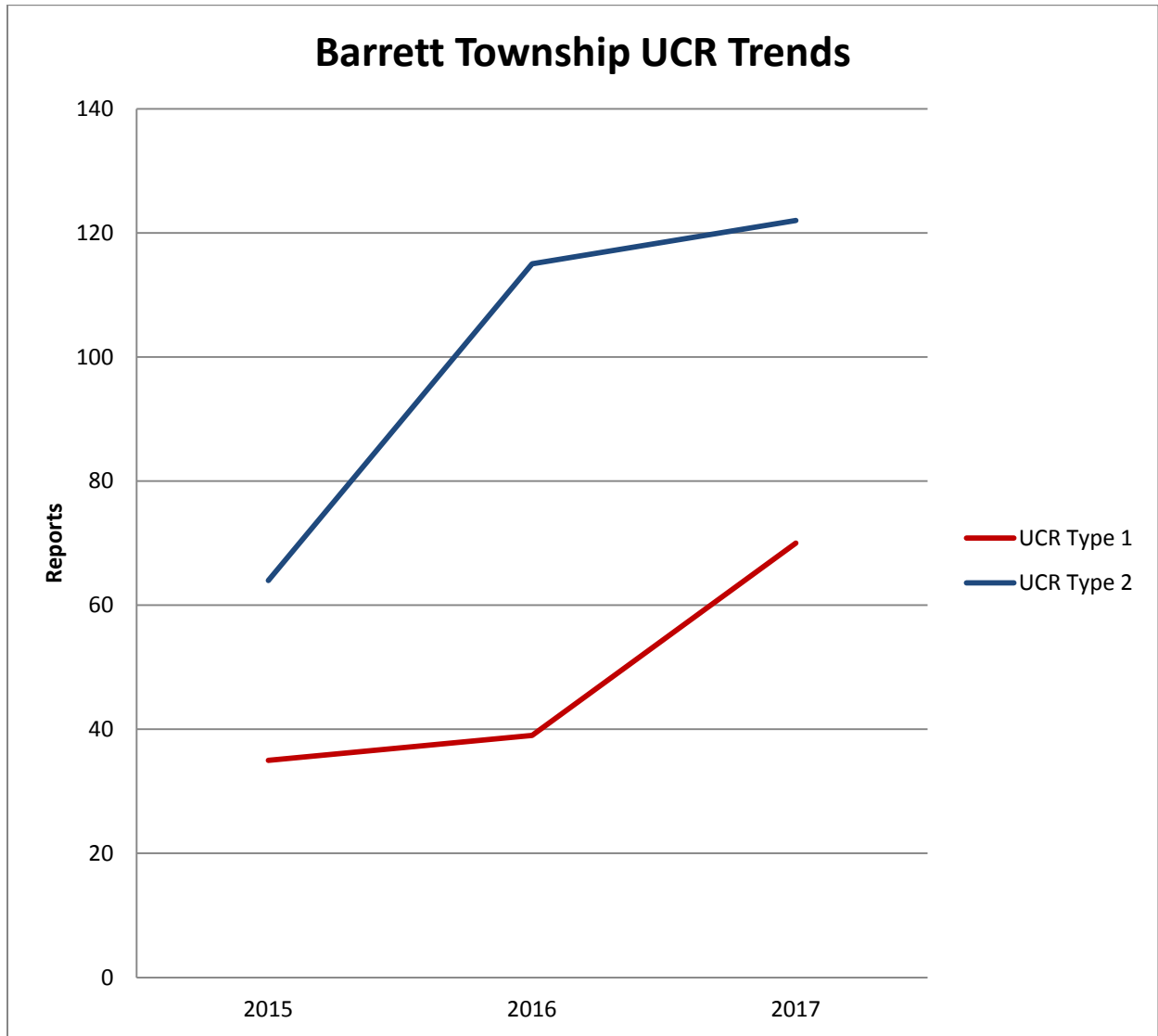
Allocated Time and Trends 2017



Allocated Time and Trends 2017



2017 Allocated Time and Trends



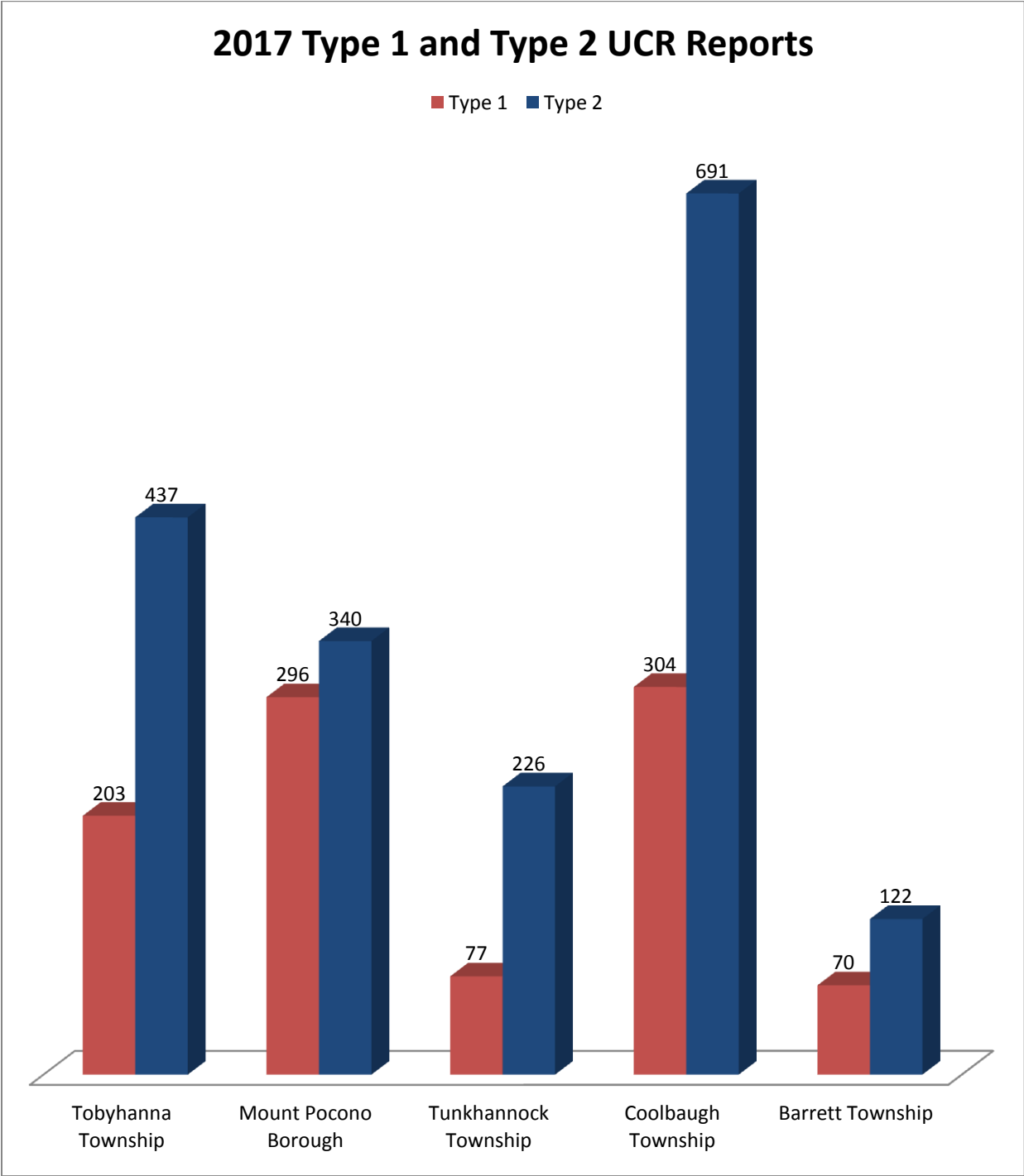
2017 UCR Data

Pocono Mountain Regional Police UCR Crime Stats DECEMBER 2017

	DEPART TOTAL	TOBY	TUNK	BORO	COOL	BAR	OUT
Homicide	0	0	0	0	0	0	0
Rape	4	1	0	0	3	0	0
Robbery	0	0	0	0	0	0	0
Assaults	25	4	3	3	15	0	0
Burglary	18	8	3	1	4	2	0
Larceny - Thefts	49	9	1	25	9	4	1
Stolen Vehicles	1	0	0	0	1	0	0
Arson	1	0	1	0	0	0	0
Forgery	5	1	0	2	2	0	0
Fraud	10	4	2	0	4	0	0
Embezzlement	0	0	0	0	0	0	0
Stolen Property	1	0	0	0	0	1	0
Vandalism	10	2	2	4	2	0	0
Weapons	2	1	1	0	0	0	0
Prostitution	0	0	0	0	0	0	0
Sex Offenses	5	1	0	0	4	0	0
Drug Violations	7	1	0	2	4	0	0
Gambling	0	0	0	0	0	0	0
Offenses Family	12	2	1	1	8	0	0
DUI	10	7	0	1	2	0	0
Liquor Laws	0	0	0	0	0	0	0
Drunkenness	7	4	0	1	1	1	0
Disorderly Conducts	46	15	0	14	15	2	0
All Others	24	7	4	2	9	2	0
UCR TOTALS	237	67	18	56	83	12	1

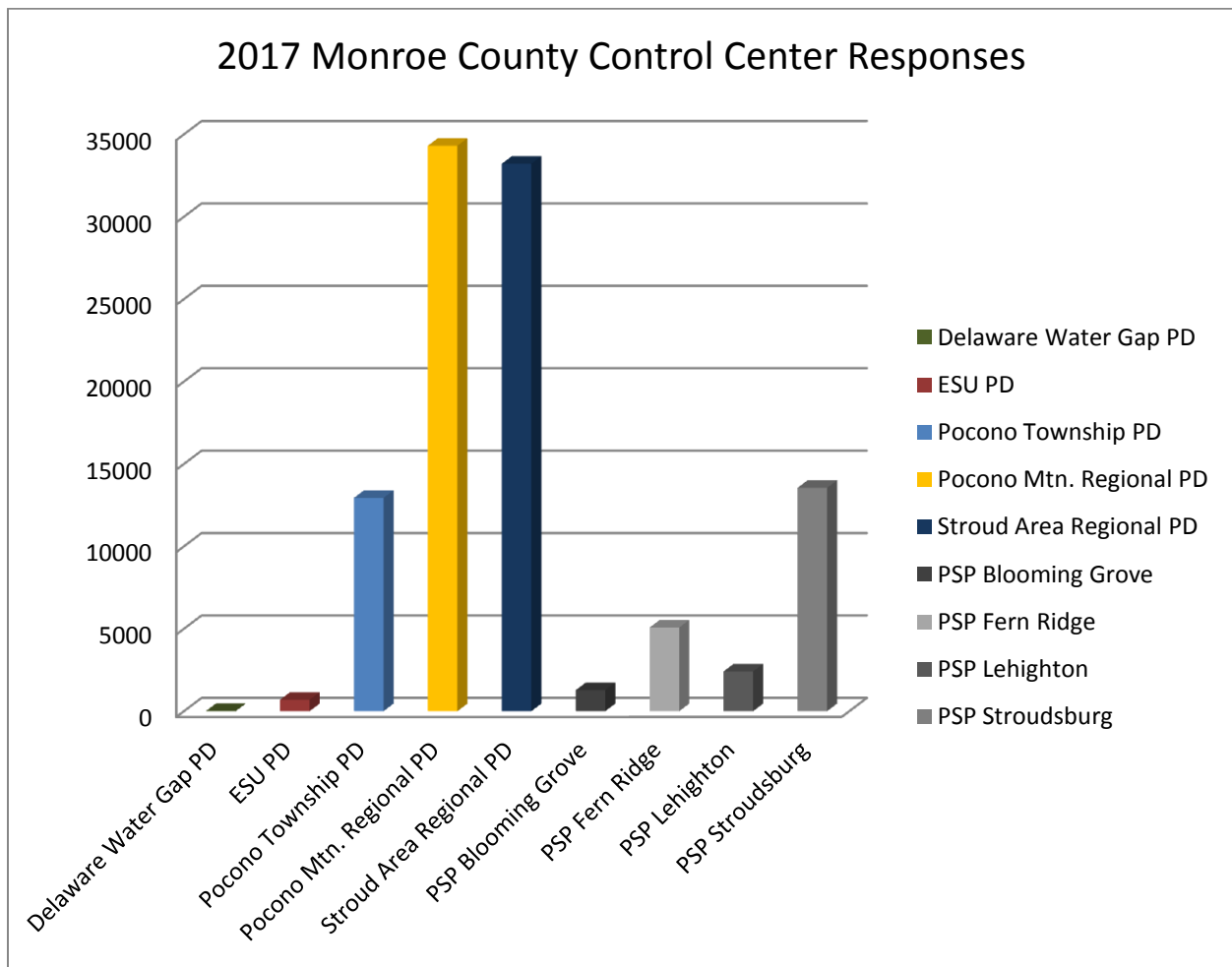
Domestics	72	12	13	6	36	5	0
-----------	----	----	----	---	----	---	---

2017 UCR Data

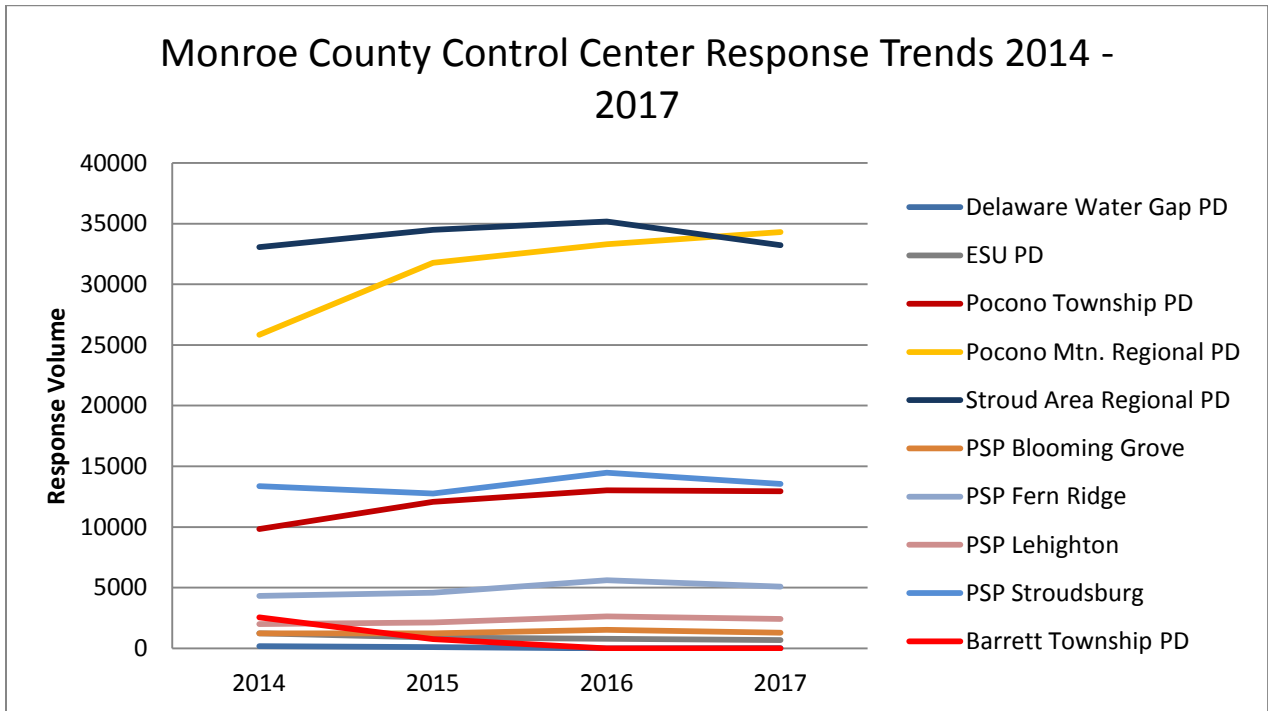
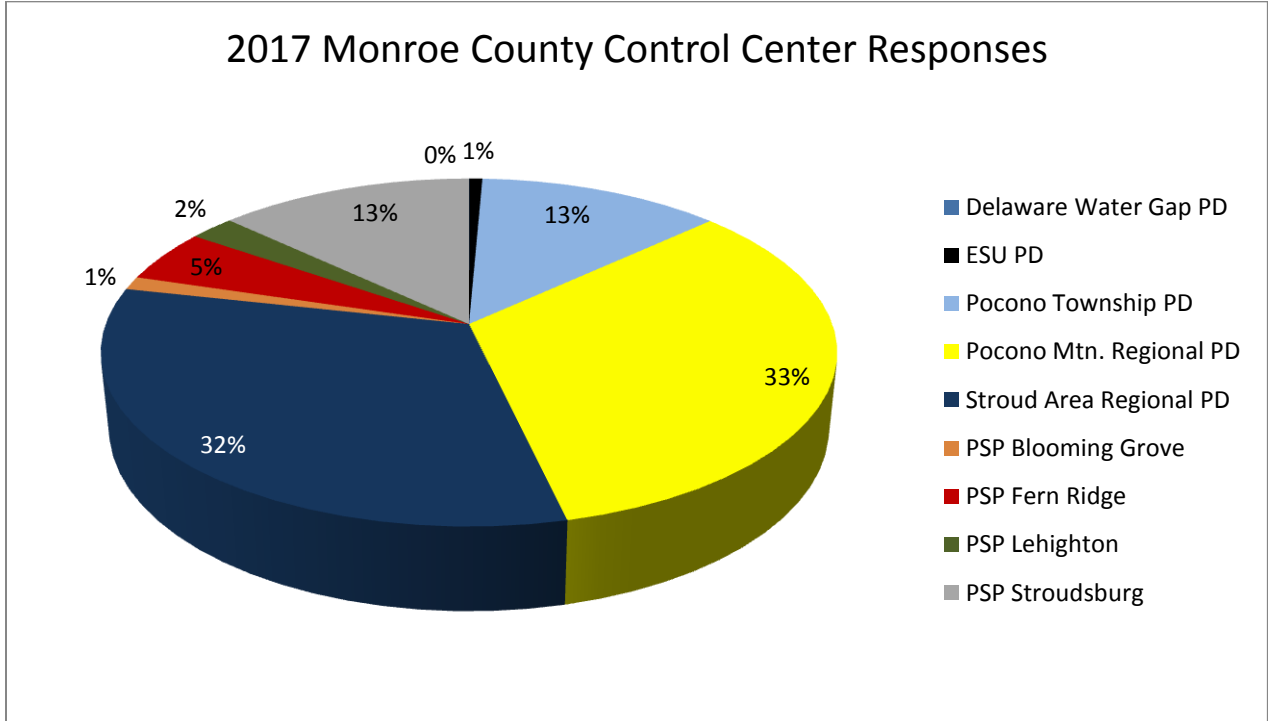


Monroe County Control Center 2017 Police Statistics

Department	2017 Calls Reported
Delaware Water Gap Police	17
East Stroudsburg University Police	693
Pocono Township Police	12,942
Pocono Mountain Regional Police	34,312
Stroud Area Regional Police	33,217
PA State Police Blooming Grove	1,277
PA State Police Fern Ridge	5,078
PA State Police Lehighton	2,413
PA State Police Swiftwater	13,553



Monroe County Control Center 2017 Police Statistics



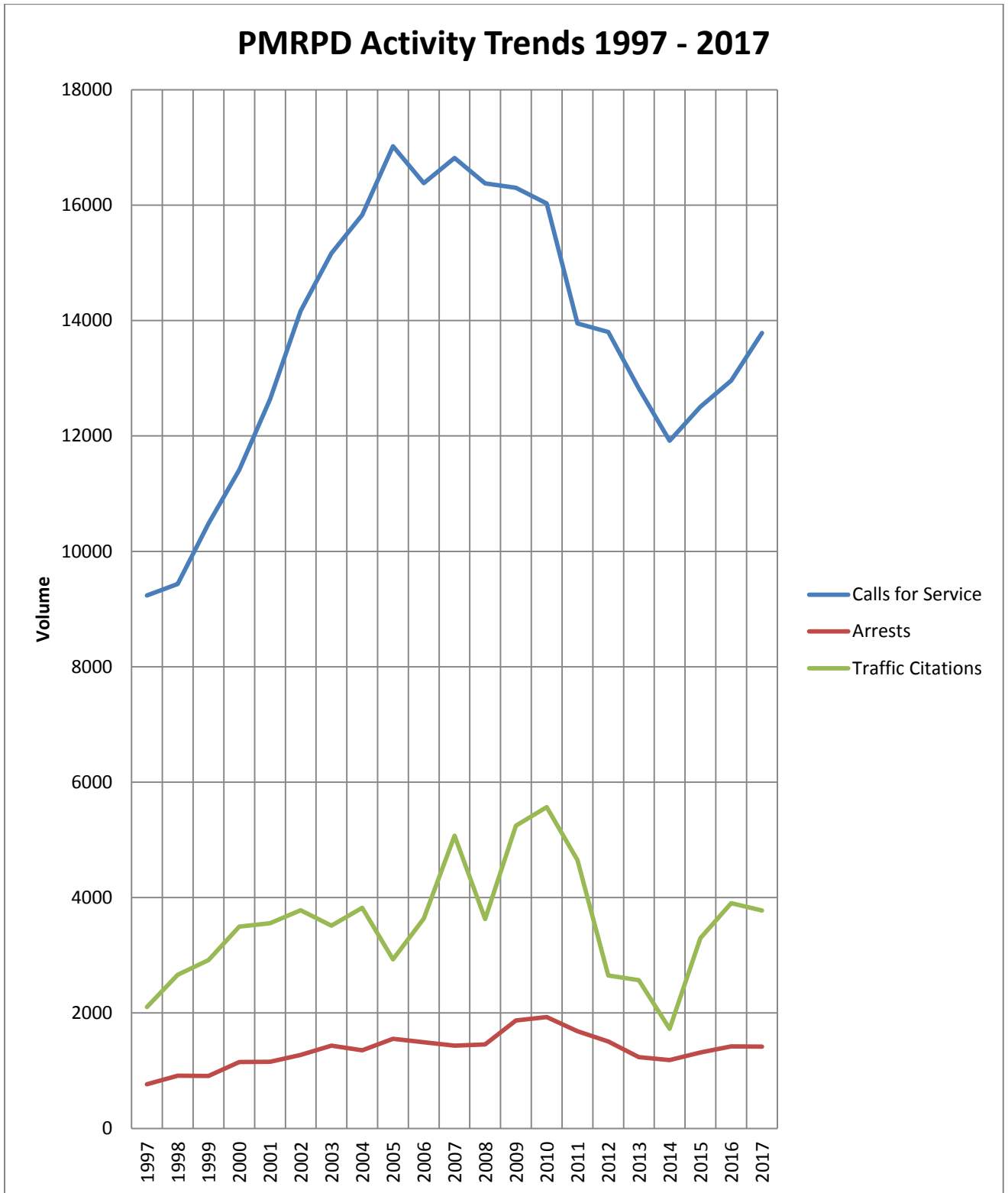
PMRPD Analysis

1997 - 2017

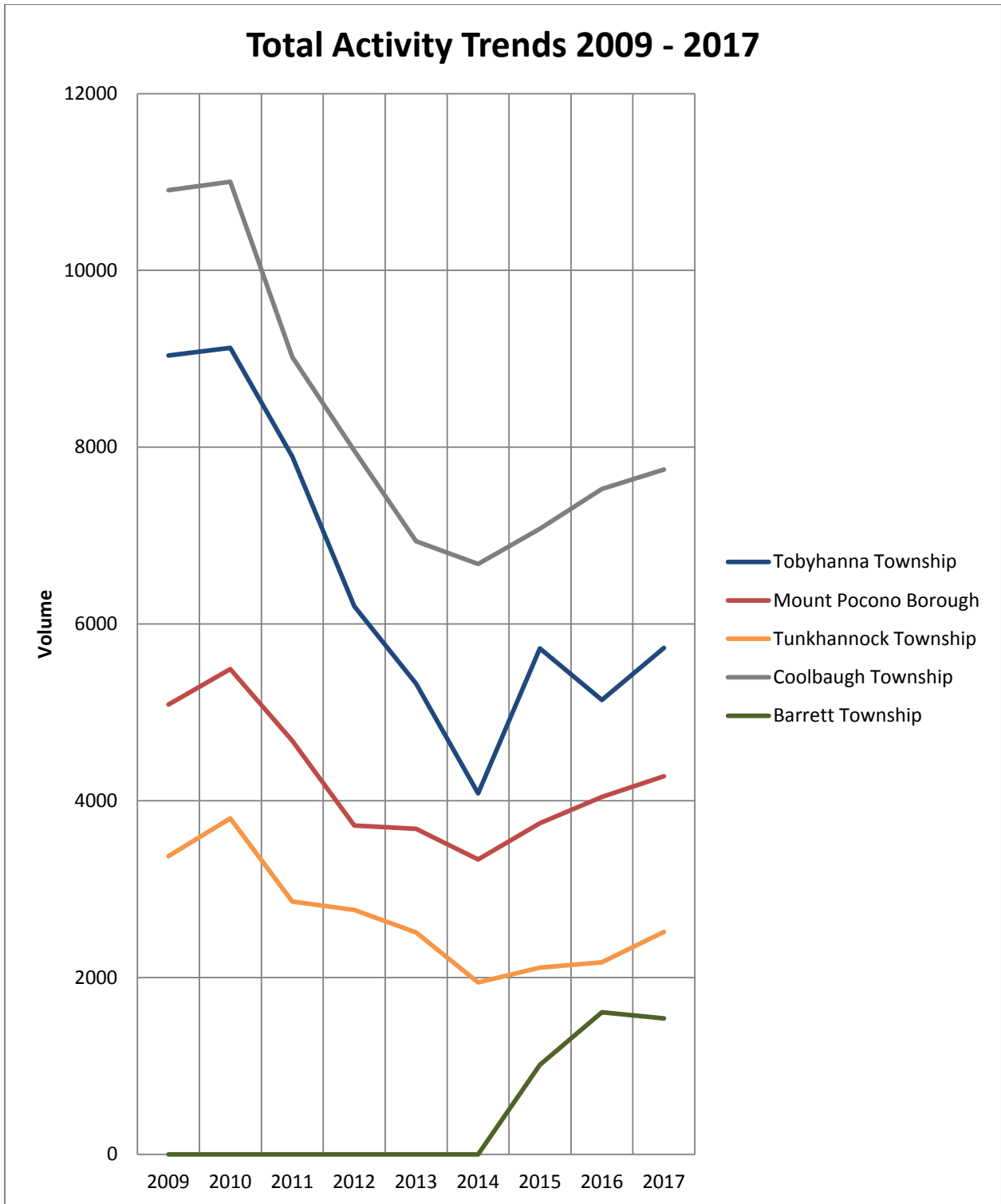
YEAR	CALLS FOR SERVICE	CRIMINAL ARRESTS	TRAFFIC CITATIONS	BILLABLE OFFICERS	UNITS	PPU	BUDGET	TOTAL OFFICERS	CBA Raises	Total court Disbursements
1997	9236	764	2105	26	104	17,831	2,100,570	28		\$ 4,529.36
1998	9436	914	2664	28	112	17,997	2,385,562	30		\$ 90,034.70
1999	10479	911	2917	29	116	19,427	2,642,343	31	\$1,250	\$ 108,155.40
2000	11411	1149	3498	30	120	20,660	2,868,278	32	\$1,250	\$ 122,749.10
2001	12635	1154	3555	30	120	23,033	3,135,498	32	\$1,250	\$ 116,149.25
2002	14164	1275	3782	31	124	26,602	3,711,484	33	7.5%	\$ 116,843.24
2003	15166	1436	3516	32	128	28,386	4,060,456	35	3.5%	\$ 110,093.54
2004	15831	1354	3825	32	128	28,906	4,163,863	35	7%	\$ 110,911.49
2005	17022	1553	2930	33	132	32,582	4,879,154	36	5.2%	\$ 93,145.91
2006	16379	1492	3635	34	136	33,267	5,112,597	37	1%	\$ 111,678.86
2007	16818	1436	5073	35	140	32,751	5,193,331	38	4%	\$ 145,945.56
2008	16376	1457	3629	37	148	33,094	5,545,580	40	4%	\$ 140,188.22
2009	16299	1871	5248	40	160	32,084	5,823,030	44	4%	\$ 175,080.40
2010	16028	1930	5568	40	160	31,699	6,007,999	44	4%	\$ 178,282.98
2011	13950	1683	4648	39	156	32,214	6,088,699	43	2%	\$ 144,002.80
2012	13802	1505	2648	35	140	34,463	5,721,404	39	3%	\$ 116,137.88
2013	12824	1236	2571	34.5	138	35,049	5,756,983	38	3%	\$ 98,478.49
2014	11916	1184	1726	32	128	37,787	5,627,573	36	0%	\$ 75,877.04
2015	12507	1315	3300	35	140	40,332	5,392,174	40	1%	\$ 94,464.58

YEAR	CALLS FOR SERVICE	CRIMINAL ARRESTS	TRAFFIC CITATIONS	BILLABLE OFFICERS	UNITS	PPU	BUDGET	TOTAL OFFICERS	CBA Raises	Total court Disbursements
2016	12957	1420	3904	35	140	40930	5,730,262	40	2%	\$123,339.33
2017	13786	1419	3777	36	144	41301	7,170,550*	41	3%	\$105,204

PMRPD Activity Trends



PMRPD Activity Trends



State Funded Programs

Aggressive Driving / Buckle Up PA/ Liquor Control Grant

Program	Dollars Received	Traffic Citations	Arrests
Aggressive Driving	\$5,859.29	228	1
Buckle Up PA	\$6,053.51	134	0
LCE Grant	\$8,689.19	0	23
DUI / Cops N Shops	14,692.68	*	*

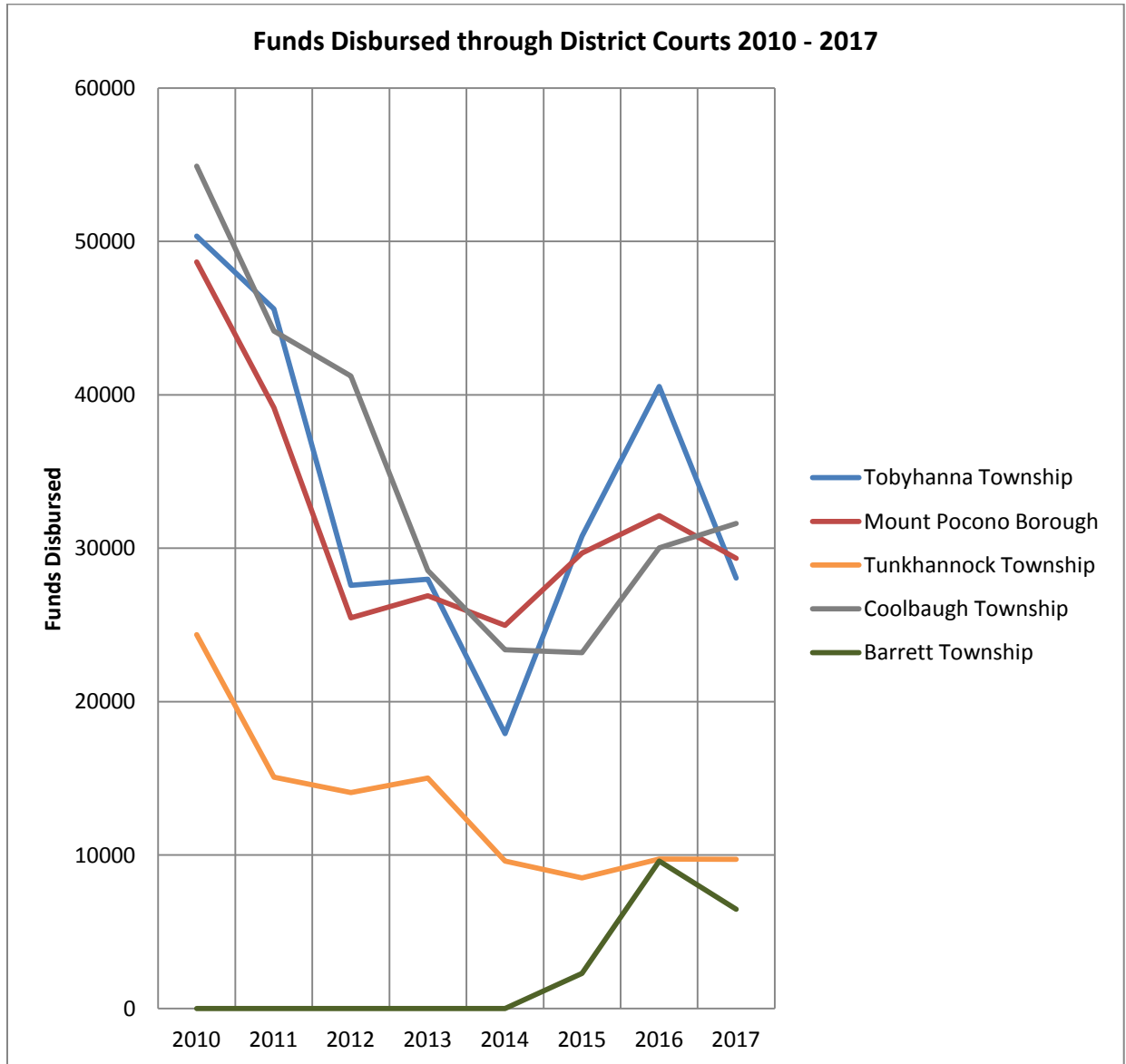
*Data not specific to PMRPD

Funds Dispersed from District Courts 2010 – 2017

	2010	2011	2012	2013	2014	2015	2016	%
Tobyhanna Township	\$50,348.71	\$45,599.71	\$27,591.69	27,988.17	17,924.76	30,789.46	\$40,545.06	33
Mount Pocono Borough	\$48,657.00	\$39,165.24	\$25,458.69	26,908.44	24,966.76	29,676.86	\$32,120.57	26
Tunkhannock Township	\$24,377.40	\$15,086.41	\$14,080.02	15,023.11	9,605.07	\$8,512.59	\$9,752.59	8
Coolbaugh Township	\$54,899.87	\$44,151.45	\$41,224.28	28,558.77	\$23,380.45	\$23,192.95	\$30,018.21	24
Barrett Township						\$2,292.72	\$9,608.48	8
Paradise Township							\$1,294.42	1
Total	\$178,282.98	\$144,002.81	\$108,354.68	\$98,478.49	\$75,877.04	\$94,464.58	\$123,339.33	100

	2017							%
Tobyhanna Township	\$28,064.14							
Mount Pocono Borough	\$29,345.29							
Tunkhannock Township	\$9,720.36							
Coolbaugh Township	\$31,607.47							
Barrett Township	\$6,468.48							
Paradise Township	\$1,153.66							
Total	106,359.40							

Funds Dispersed from District Courts 2010 – 2017



MONEY DISBURSED THROUGH PARKING VIOLATIONS AND ALARM FINES 2011 THROUGH 2017

Tobyhanna Township	2011	2012	2013	2014	2015	2016	2017
Parking Violations	775.00	925.00	490.00	350.00	3,750	1,850	950.00
Alarm Violations	100.00	125.00	300.00	225.00	100	625	200.00
Total	875.00	1,050.00	790.00	575.00	3,850	2475	1,150

Mount Pocono	2011	2012	2013	2014	2015	2016	2017
Parking Violations	2,270.00	700.00	2,775.00	1,575.00	8,650	7,075	5,350.00
Alarm Violations	100.00	50.00	250.00	350.00	50	25	475.00
Total	2,370.00	750.00	3,025.00	1,925.00	8,700	7,100	5,825

Tunkhannock Township	2011	2012	2013	2014	2015	2016	2017
Parking Violations	50.00	100.00	0	0	0	0	0
Alarm Violations	100.00	100.00	100.00	75.00	0	25.00	100.00
Total	150.00	200.00	100.00	75.00	0	25.00	100.00

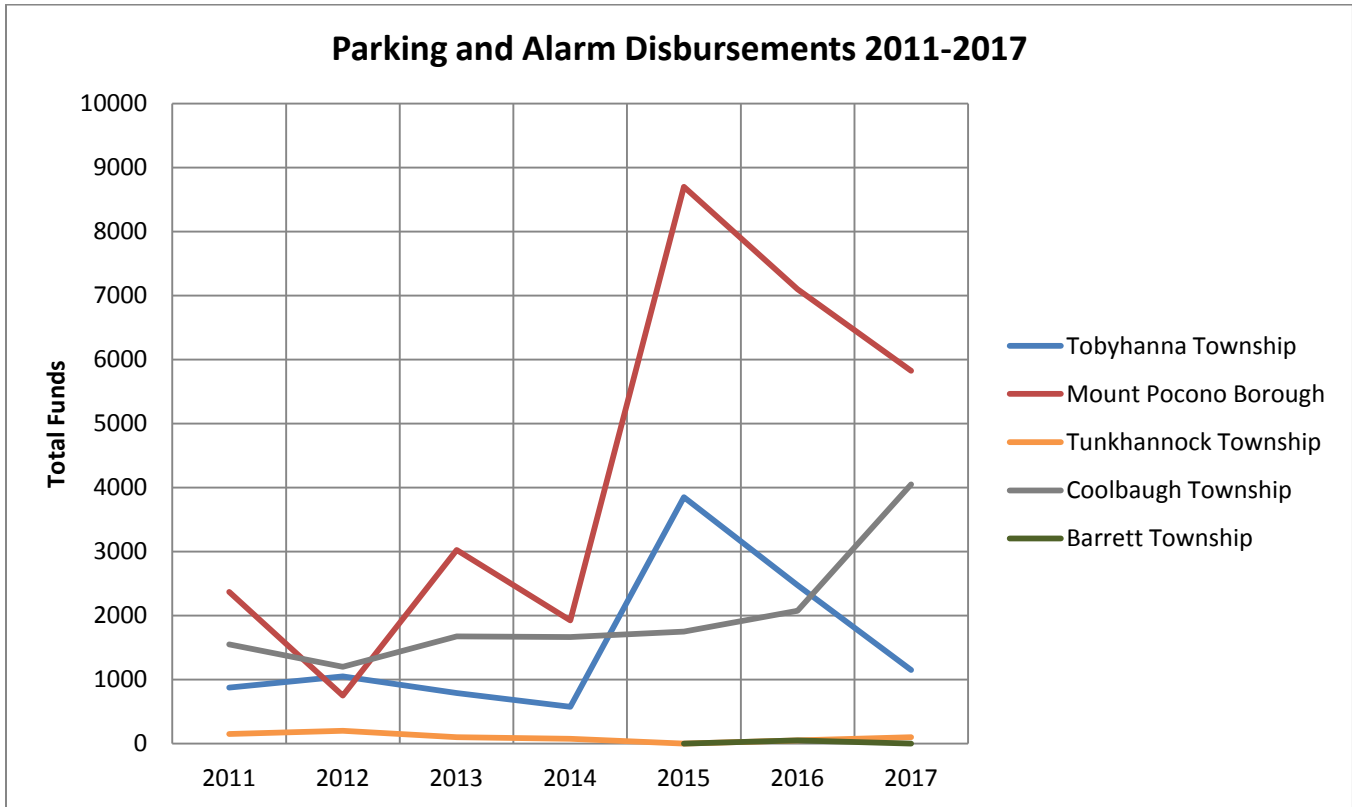
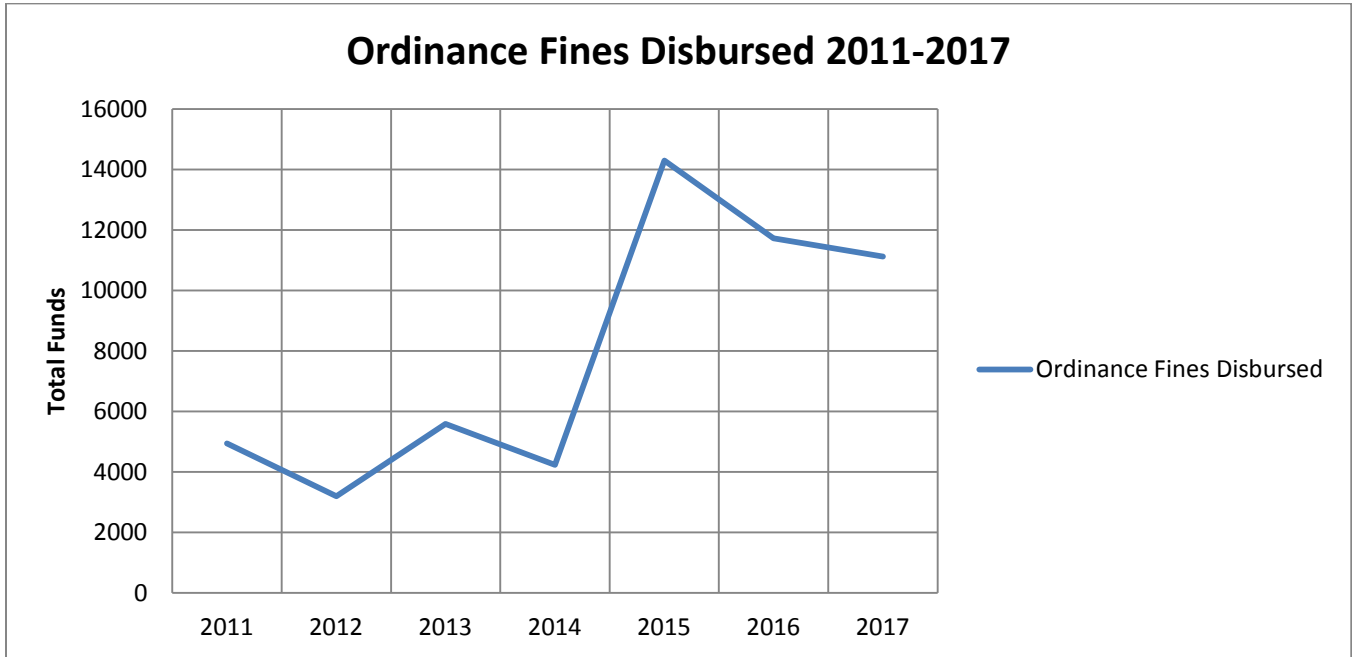
Coolbaugh Township	2011	2012	2013	2014	2015	2016	2017
Parking Violations	1350.00	1150.00	1050.00	815.00	1750.00	1800.00	3250.00
Alarm Violations	200.00	50.00	625.00	850.00	0	275.00	800.00
Total	1550.00	1200.00	1675.00	1665.00	1750.00	2075.00	4050.00

MONEY DISBURSED THROUGH PARKING VIOLATIONS AND ALARM FINES 2011 THROUGH 2017

Barrett Township	2011	2012	2013	2014	2015	2016	2017
Parking Violations	-	-	-	-	0	50.00	0
Alarm Violations	-	-	-	-	0	0	0
Total	-	-	-	-	0	50.00	0

Totals	4945.00	3200.00	5590.00	4240.00	14300.00	11725.00	11125.00
---------------	---------	---------	---------	---------	----------	----------	----------

Ordinance Disbursements



2017 Fleet

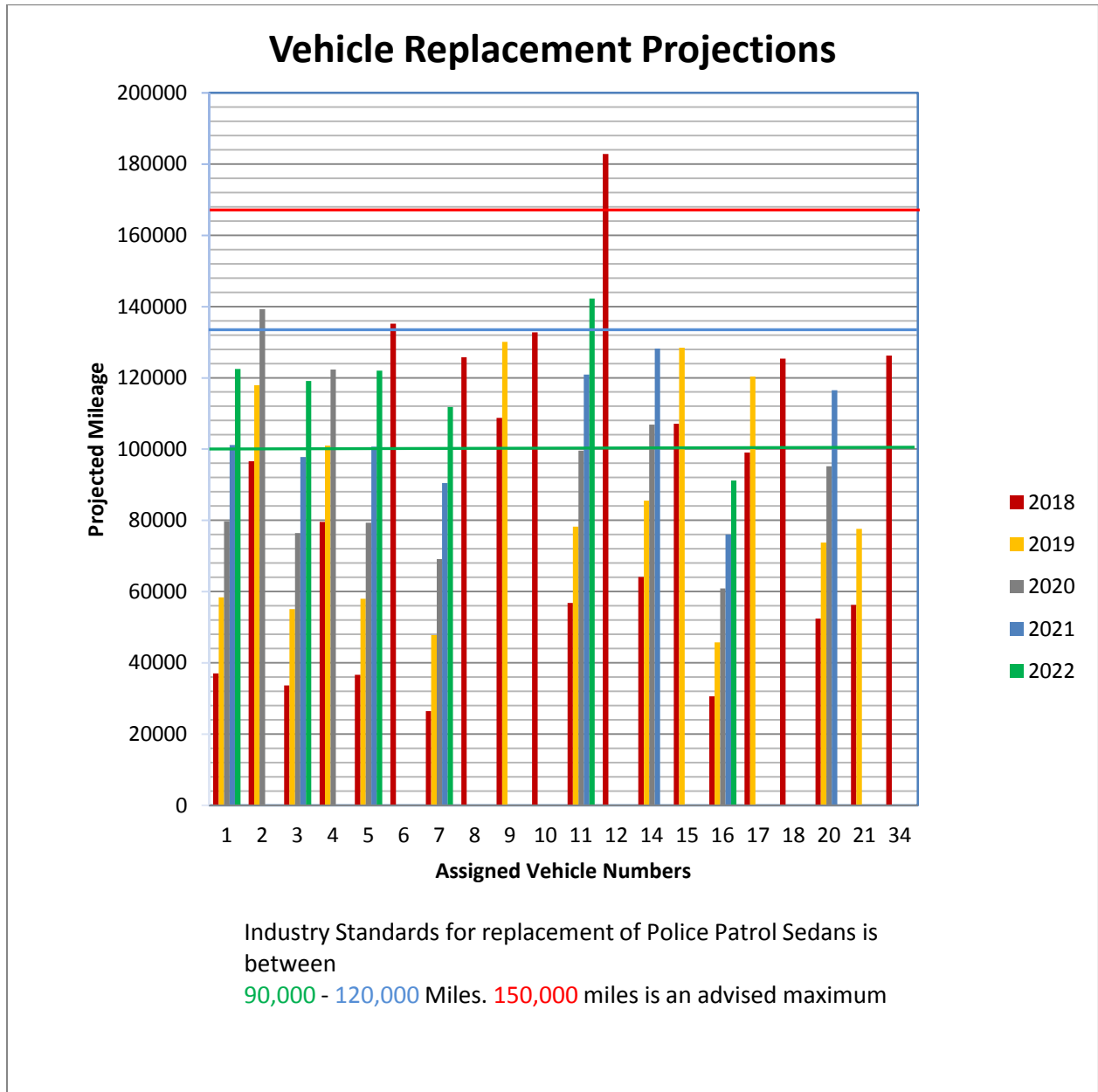
Unit	Y/M/M	Purchased	2017 Mileage	Total Mileage	2017 Cost	Total Cost
*1	2009 Dodge Charger	4/2010	0	178,400	\$0	\$9,157.27
1	2017 Ford Explorer	6/2017	15,680	15,680	\$4,877.02	\$4,877.02
2	2015 Dodge Charger	4/2015	26,824	75,196	\$870.65	\$1,129.32
*3	2012 Dodge Charger	12/2012	3,667	133,208	\$0	\$5,743.96
3	2017 Ford Taurus	8/2017	12,316	12,316	\$12.82	\$12.82
4	2016 Dodge Charger	5/2016	39,144	58,224	\$646.08	\$748.85
*5	2012 Dodge Charger	12/2012	0	120,153	\$0	\$7,195.39
5	2017 Ford Explorer	4/2017	15,251	15,251	\$114.77	\$114.77
6	2014 Dodge Charger	9/2014	23,666	113,802	\$535.12	\$1,514.39
*7	2012 Dodge Charger	12/2012	1,219	146,409	\$77.41	\$5,013.42
7	2017 Ford Taurus	8/2017	5,036	5,036	\$0	\$0
8	2014 Dodge Charger	9/2014	26,285	104,430	\$1419.33	\$1,916.28
9	2014 Chevy Tahoe	7/2014	17,961	87,361	\$1,600.39	\$2,491.19
10	2010 Dodge Charger	11/2010	17,264	111,392	\$4,080.03	\$12,642.26
11	2015 Dodge Ram	6/2015	13,360	35,473	\$294.98	\$383.34
12	2010 Chevy Tahoe	11/2010	13,388	161,461	\$3,047.57	\$5,944.60
14	2017 Ford Explorer	8/2016	34,855	42,769	\$421.02	\$510.97
15	2015 Dodge Charger	4/2015	31,478	85,712	\$1,081.29	\$2,309.71
16	2016 Dodge Charger	5/2016	37,478	52,878	\$1,318.39	\$1,588.24
17	2013 Ford Explorer	7/2015	19,863	77,682	\$950.58	\$1,575.69
18	2014 Dodge Charger	9/2014	22,022	104,050	\$497.96	\$1,460.96
19	2004 Harley Davidson	05/2004	1,682	44,905	\$112.00	\$1,521.32
20	2016 Dodge Charger	5/2016	15,663	31,063	\$322.10	\$322.10
21	2016 Dodge Charger	10/2016	31,545	34,879	\$215.22	\$215.22
34	2010 Ford Crown Victoria	7/2015	8,323	104,871	\$515.60	\$2,764.78
36	2014 Ford Taurus	7/2015	16,154	60,521	\$2,022.39	\$2,878.13
40	UC	5/2016	21,468	34,063	\$123.68	\$130.09
41	UC	6/2014	22,521	104,724	\$846.21	\$1,271.53
42	UC	6/2014	19,446	70,411	\$297.47	\$545.17
*43	UC	2/2009	10,853	130,128	\$196.86	\$3,094.79
43	UC	10/2017	2,879	19,279	\$6.41	\$6.41
44	UC	5/2013	11,650	103,690	\$579.40	\$952.87
45	UC	7/2015	15,218	59,918	\$785.15	\$1,032.79
46	UC	8/2016	12,122	42,642	\$190.77	\$297.03
47	UC	8/2008	16,007	147,811	\$51.61	\$4,545.97
*48	UC	5/2014	0	106,980	\$262.34	\$1,380.13
48	UC	1/2017	14,217	53,933	\$916.24	\$916.24
49	UC	1/2016	10,233	57,215	\$1,199.34	\$1,377.70
60	2006 Ford E350	4/2010	371	68,391	\$0	\$1,634.54

Unit	Y/M/M	Purchased	2017 Mileage	Total Mileage	2017 Cost	Total Cost
61	2005 GMC Van	9/2006	4,369	70,277	\$250.95	\$1,331.04
62	2011 Ford F550	4/2011	1002	4521	\$177.93	\$177.93

* Decommissioned

Annual Miles 15,000 - 25,000 Miles > 25,000 Miles
Total Miles 90,000 - 120,000 / 120,000 - 150,000 / > 150,000
Annual Costs \$1,000 - \$2,000 Costs > \$2,000 Costs
Total Costs \$2,000 - \$5,000 / > \$5,000

Fleet Projections



Replacement vehicle projections:

- 2018: 5 vehicles
- 2019: 4 vehicles
- 2020: 3 vehicles
- 2021: 3 vehicles
- 2022: 4 vehicles

2017 Fleet

Patrol Vehicles	Undercover Vehicles	Administrative Vehicles	Special Service Vehicles
448,442 miles	107,860 miles	48,808 miles	7,424 miles
Average mileage	Average mileage	Average mileage	Average mileage
21,354	15,408	16,269	1,856



In 1998, Governor Tom Ridge established the Pennsylvania regional counter terrorism task force system. The Pocono Mountain Regional Police have been active in the Northeast Pennsylvania Counter Terrorism Task Force (NEPACTTF) since the onset. In 2017, the Pocono Mountain Regional Police continues to be an active participant in the NEPACTTF. The NEPACTTF is one of 9 Homeland security task force regions within Pennsylvania. The NEPACTTF provides all hazards planning for the 8 counties within the region. These counties include Monroe, Lehigh, Northampton, Carbon, Pike, Lackawanna, Wayne and Susquehanna. Chief Chris Wagner is currently the Law Enforcement Committee Chairman of the NEPACTTF. The NEPACTTF is funded by grants through the Federal Emergency Management Agency and funneled through the Pennsylvania Emergency Management Agency. While federal grant funds continue to decrease, the Pocono Mountain Regional Police still benefits from participation in the organization. In 2017, the NEPACTTF provided the Pocono Mountain Regional Police with eight (8) tactical communications systems for a total cost of \$9,453 and seven (7) units of personal protection equipment for a cost of \$2,226. The NEPACTTF also sponsored four officers to attend Basic SWAT Training for an average cost of \$1,000. The total grant funds received totaled \$15,679.

Pocono Mountain Regional Police Foundation



Board members:

President: **John Lamberton**

Vice-President: **Brandon Igdalsky**

Secretary: **Mathew Nero**

Treasurer: **Francis DePiano**

Member: **Chris Wagner**

Member: **Robert Jones**

Member: **David Moyer**

Member: **James Apgar**

Member: **Cathleen Dunn**

Member: **Chris Weiler**

Member: **Robert Miller**

Strong community partnerships are built with a strong Pocono Mountain Regional Police Foundation

Pocono Mountain Regional Police Foundation

In 2017, the Pocono Mountain Regional Police Foundation added an additional member from the Pocono Mountain Regional Police Officers Association in Robert Miller. The foundation continued strong support for the Regional Department while continuing in its philanthropic role to supplement the budget by providing needed training, equipment and community engagement.

In 2017, The PMRPF reimbursed the department for the following equipment:

Equipment	Cost
Drink Buster Goggles	\$474.00
Face Shields	\$58.10
Tasers	\$6,619.61
Tactical Equipment	\$4,875.00
WDS Instructor Suit	\$2,374.33
Medical Litter and Carrier	\$165.00
K9 Supplies	\$3,817.37
K9 Training	\$3,810.00
Mountain Bike Patrol	\$266.52
Total	\$22,460.25

These expenses totaled **\$22,460.25**

Additionally, the PMRPF was a critical mechanism in the K9 programs transition into two new dogs. Through tremendous community support, the PMRPF received a total of \$56,205 worth of donations towards the K9 program. This was a result of the unexpected passing of K9 Niko. As of the end of 2017, the PMRPF had directly accounted for \$35,382.94 towards the purchase, equipping and training of two new K9 officers. This support continued into 2018.

The PMRPF also engaged in various community outreach initiatives to give back to the community as a whole. These donations included the following:

Organization	Donation
Toys for Joys	\$1,000
Pocono Mountain West Little League	\$320
Tobyhanna Little League	\$320

Pocono Mountain Regional Police Foundation

The PMRPF additionally funded a grant writer for **\$1,200.00**. The grant writing was for the Pennsylvania Liquor Control Board to fund initiatives to combat underage and dangerous drinking.

The total amount of reimbursement and funding by the PMRPF for 2017 totaled **\$60,683.19**.