



2016

Pocono Mountain Regional Police Annual Report



Chief Christopher Wagner
Pocono Mountain Regional Police
Department
3/15/2017

Table of Contents:

| | |
|---|--------------|
| Introduction | Page 3-4 |
| PMRPC Representatives | Page 5 |
| Pennsylvania County Maps | Pages 6 |
| Municipality Fact Sheets | Page 7-8 |
| PA Consolidated Police Departments | Pages 9 |
| Employee Fact Sheets | Pages 10-12 |
| Organizational Chart | Page 13 |
| Employee Fact Sheet | Page 14 |
| Special Unit Activity | Page 15 |
| Training | Pages 16-18 |
| Partnerships | Page 19 |
| Units of Service / Budget | Pages 20-21 |
| Mortgage | Page 21 |
| Changes in Hours | Pages 22-23 |
| Activity | Pages 24-25 |
| Assigned Time Breakdown | Page 26 |
| Funds Disbursed through District Courts | Pages 27-28 |
| Municipality Hours / Activity Breakdown | Pages 29-33 |
| Municipality Hourly Comparison | Pages 24-39 |
| Municipality Activity Comparison | Pages 40-46 |
| Purchased Vs. Actual Hours Breakdown | Pages 47-56 |
| Additional Municipal Hours Breakdown | Pages 57-67 |
| Allocated Time and Trends | Pages 68-76 |
| Uniform Crime Report Breakdown | Page 77 |
| Monroe County Control Center Statistics | Page 78 |
| Cedar Crest College Crime Mapping | Pages 79-84 |
| PMRPD Time Analysis | Pages 85-86 |
| PMRPD Activity Trends | Pages 87-88 |
| State Funded Programs | Page 89 |
| Funds Dispersed through District Court | Page 90 |
| Funds Dispersed through Ordinances | Pages 91-92 |
| Fleet | Pages 93-96 |
| NEPACTTF | Page 97 |
| Pocono Mtn Regional Police Foundation | Pages 98-101 |

To: The Chairman and members of the Pocono Mountain Regional
Police Commission
From: Chief Christopher Wagner
Subject: 2016 Annual Report

Introduction

To the members of the Pocono Mountain Regional Police Commission, I would like to take this opportunity to reflect on the continued support and success of the Pocono Mountain Regional Police Department during the 2016 year.

2016 was the Pocono Mountain Regional's first complete year with Barrett Township. It is safe to say that the merger was a success. The Officers of Barrett Township have been an asset to the Pocono Mountain Regional Police and have fit in well with the regional concept. Likewise, our officers quickly learned the roadways and law enforcement needs of the Township. Over 2017 we will continue to analyze the data to see how the incorporation of Barrett Township influences the overall operation of the department while addressing developing law enforcement trends and needs of the township.

2016 was also our final full year of accredited status and the accreditation staff has been hard at work preparing for the upcoming 2017 reaccreditation process. During the latter half of 2016, staff members worked diligently on evaluating policy and procedure and ensuring that we maintain our best practices approach.

Additionally, 2016 was the final year of the collective bargaining agreement between the Pocono Mountain Regional Police Commission (PMRPC) and the Pocono Mountain Regional Police Officers Association (PMRPOA). The process went smooth over several meetings and a new three year agreement was reached in December.

2016 also saw the implementation of a new municipal and community liaison program . The objective of this program is to have a designated officer to directly interface with the member municipalities and to work on solutions to community concerns. The officer also patrols various common areas of our municipalities, businesses and planned developments. This program is run during the summer months when outdoor activity is high.

Finally, 2016 saw the start of the Pocono Mountain Regional Police safety committee. The Committee meets monthly to address workplace safety. The committee reviews and investigates

workplace injuries and accidents. The committee will also seek to be certified through the Pennsylvania Department of Labor and Industry.

The men and women of the Pocono Mountain Regional Police would all like to thank the Commission and municipalities for their continued support and look forward to a good working relationship for the betterment of our communities in 2017.

Christopher Wagner

Chief Christopher Wagner

2016 Pocono Mountain Regional Police Commission

Tobyhanna Township (3)

- David Moyer (Chairman)
- Donald Moyer (1/1/2016 – 9/13/2016)
- Anne Lamberton
- John Jablowski (10/11/2016 – 12/31/2016)

Mount Pocono Borough (2)

- Frederick Courtright (Treasurer)
- Claudette Williams

Tunkhannock Township (2)

- Fran DePiano (Vice Chairman)
- Brandon Igdalsky

Coolbaugh Township (3)

- John Adams (Secretary)
- Peter Volpe
- David Pope

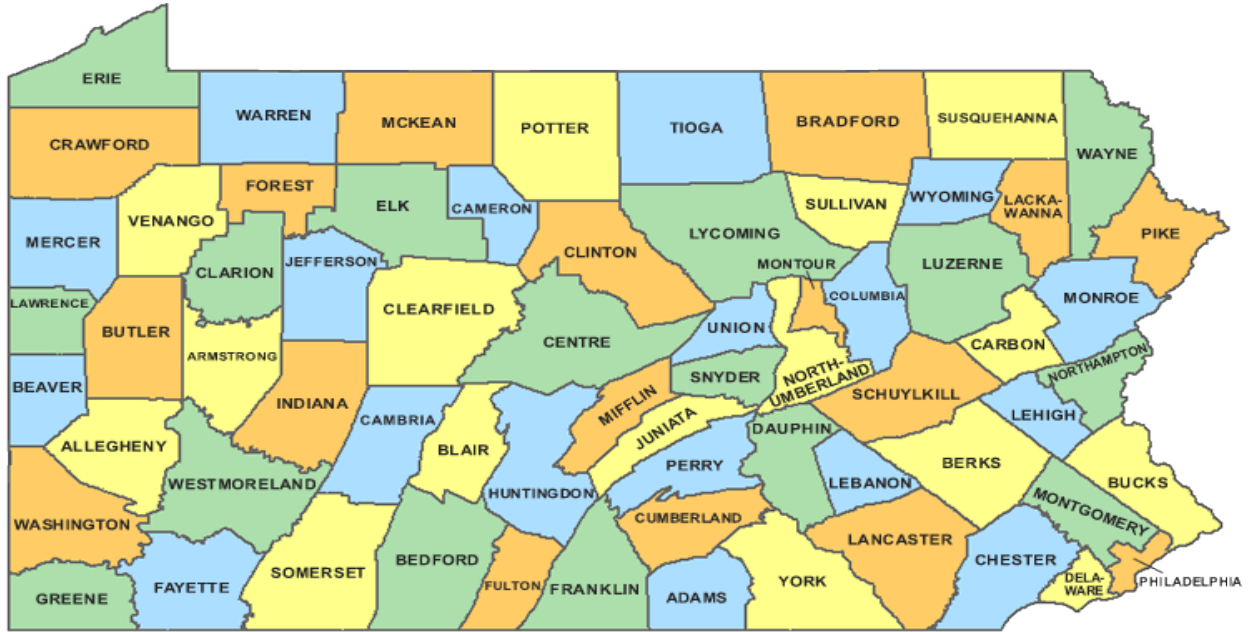
Barrett Township (1)

- Ralph Megliola

Solicitor:

Attorney Harry Coleman

Pennsylvania Counties



Copyright 2005 digital-topo-maps.com

2016 Fact Sheet

Serving the Communities of Tobyhanna Township, the Borough of Mount Pocono, Tunkhannock Township, Coolbaugh Township and Barrett Township.



The five municipalities of the Pocono Mountain Regional Police encompass approximately 228 square miles or 38% of the total land mass of Monroe County. We serve an approximate population of 43,302 or 25% of the population of Monroe County.

Pocono Mountain Regional Police

2016 Fact Sheet

| Service Area | Square Miles | Road Miles | Municipal Roads | State Roads | Population Served |
|-----------------------------|---------------------|-------------------|------------------------|--------------------|--------------------------|
| PMRPD TOTAL | 228 | 337.28 | 195.5 | 141.78 | 43,302 |
| Tobyhanna Township | 50 | 91 | 52 | 39 | 8,554 |
| Mount Pocono Borough | 3 | 21.52 | 15.92 | 5.60 | 3,170 |
| Tunkhannock Township | 38 | 52.44 | 27.21 | 25.23 | 6,789 |
| Coolbaugh Township | 85 | 108.79 | 63.71 | 45.08 | 20,564 |
| Barrett Township | 52 | 63.53 | 36.66 | 26.87 | 4,225 |

Pocono Mountain Regional Police

2016 Fact Sheet

Pennsylvania Consolidated Police Departments:

Number of Consolidated Agencies: 38

Number of Counties Served: 24

Number of Municipalities Served: 123

Number of Townships Served: 62

Number of Boroughs Served: 61

Number of School Districts Served: 2

Square Mileage Served: 1,533

Total Population Served: 600,024

Total Officers: 597 Full Time

130 Part Time

Average Officer per population: 1 Officer per 906 residents.

PMRPD Average Officer per population: 1 Officer per 1007 residents

Average cost per capita: \$158

PMRPD average cost per capita: \$132

Employees

| Employees | Start of 2016 | End of 2016 |
|---------------------|----------------------|--------------------|
| Sworn Employees | 40 | 40 |
| Non-Sworn Employees | 6 | 6 |

2016 Retirements: 1

Lieutenant William Laverty: June 29, 2016

2016 Separation: 1

Officer Robert Bashore: December 26, 2016

2016 New Hires: 3

Michael Benner: 2/1/2016

Matthew Steidel: 9/26/2016

Jack Apgar: 10/31/2016

2016 Promotions: 1

Sergeant Kris Vogt promoted to Interim Lieutenant June 29, 2016

2016 Employee Listing and Organizational Chart

(See next two Pages)

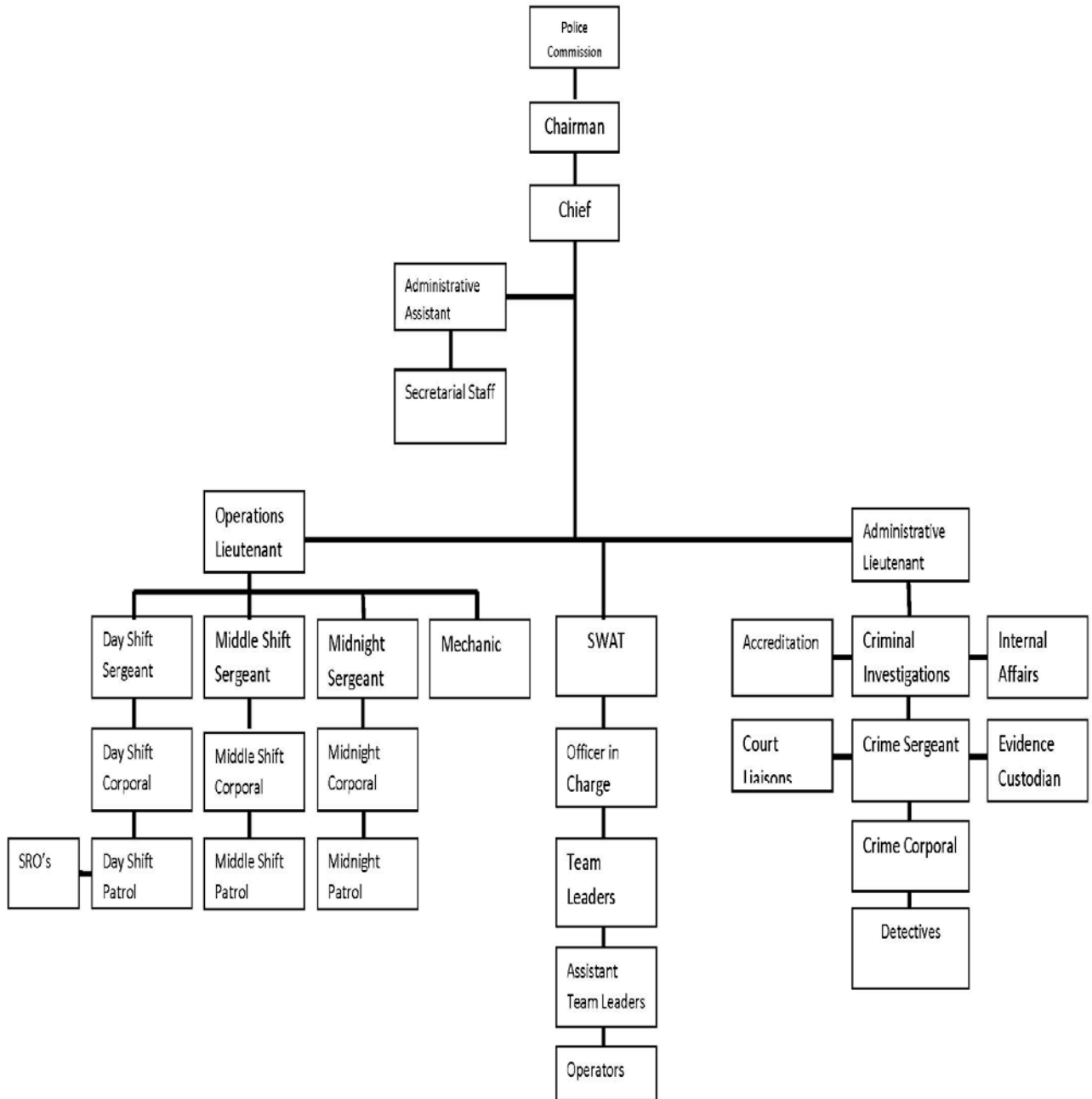
2016 Pocono Mountain Regional Police Employee Listing

| <u>Title</u> | <u>Y#</u> | <u>Name</u> | <u>Date of Hire</u> |
|---------------------|------------------|--------------------|----------------------------|
| Chief | 1 | Chris Wagner | 6/13/1994 |
| **LT | 2 | William Laverty | 5/23/1994 |
| *LT | 2 | Kris Vogt | 1/14/2002 |
| LT | 3 | Steve Williams | 1/7/1995 |
| Ofc | 11 | Jeffrey Lutz | 2/21/1994 |
| ***Ofc | 17 | Robert Bashore | 5/1/1989 |
| Det | 18 | Christopher Boheim | 1/2/1995 |
| Det/Sgt | 23 | Kenneth Lenning | 3/29/1989 |
| Ofc | 26 | Gary Gaus | 7/8/1993 |
| Det | 27 | John Bohrman | 7/22/1993 |
| Cpl | 28 | Steven Mertz | 2/12/1997 |
| Sgt | 32 | Charles LaRue | 11/16/1998 |
| Ofc | 33 | Richard Michaels | 2/15/1999 |
| Ofc | 34 | Maurice Vaccaro | 6/7/1999 |
| Ofc | 35 | Joseph Lutkowski | 1/31/2000 |
| Det/Cpl | 37 | Lucas Bray | 1/22/2001 |
| Ofc | 39 | Daniel Jones | 6/19/2002 |
| Cpl | 41 | Matthew Nero | 1/20/2003 |
| SRO | 43 | Daniel Smelas | 10/16/2003 |
| Det | 45 | Michael Sciarillo | 5/2/2005 |
| Ofc | 46 | Scott Dunlap | 6/1/2005 |
| Cpl | 47 | Nicholas Mecca | 6/5/2006 |
| SRO | 48 | James Apgar | 7/24/2006 |
| Ofc | 49 | Jeff Papi | 9/20/2006 |
| Sgt | 50 | David Posluszny | 1/29/2007 |
| Ofc | 53 | Keith Eichler | 7/30/2007 |
| Ofc | 54 | Derek Metzger | 2/19/2008 |
| Ofc | 57 | Kyle VanNote | 8/4/2008 |
| Ofc | 58 | Donald Scarfo | 2/2/2009 |
| SRO | 60 | Erica Burk | 2/2/2009 |
| Det | 61 | Robert Miller | 2/2/2009 |
| Ofc | 63 | Derek Chaffee | 2/2/2009 |
| SRO | 65 | Jason Wile | 8/3/2009 |
| Ofc | 67 | Jesse Bohrman | 8/4/2014 |
| Ofc | 68 | Robert Sheranko | 9/1/1998 |
| Det | 70 | Ryan Venneman | 5/1/1999 |
| Ofc | 71 | William Carey | 8/1/2000 |
| Ofc | 72 | Lawrence Raisner | 9/1/2000 |
| Ofc | 74 | Carmine Saprana | 8/31/2015 |
| Ofc | 75 | Michael Benner | 2/1/2016 |

| <u>Title</u> | <u>Y#</u> | <u>Name</u> | <u>Date of Hire</u> |
|---------------------|------------------|---------------------------------|----------------------------|
| Ofc | 76 | Mathew Steidel | 9/26/2016 |
| Ofc | 77 | Jack Apgar | 10/31/2016 |
| Secretary | | Marianne Avosso | 6/11/2007 |
| Secretary | | Laura Deane | 6/19/2006 |
| Secretary | | Susan Kopp | 2/2/2009 |
| Exec. Asst. | | Kathy Matisak | 8/15/1988 |
| Secretary | | Barbara Wieand | 1/14/2002 |
| Mechanic | | Thomas Petrosino (Part Time) | 4/1/2003 |

- * - Promotion
- ** - Retirement
- *** Separation

2016 Pocono Mountain Regional Police Organizational Chart



Pocono Mountain Regional Police

2016 Fact Sheet

Sick Time:

11 members of the PMRPD used no sick time during 2016. These Officers were: Chief Chris Wagner, Lieutenant Steve Williams, Sergeant Charles LaRue, Detectives John Bohrman and Robert Miller, Officers Jeff Papi, Kyle Vannote, Jesse Bohrman, Carmine Saprana, Michael Benner and Jack Apgar.

The number of sick days taken during 2016 by all officers was 184.06 for an average of 4.60 days per officer. This was up from 2015, however, the number is elevated due to extended absences due to non-work related injuries. The number of sick days taken for non-sworn employees was 38.06. The average number of sick days for the non-sworn members was 7.6 sick days per employee.

Commendations:

5 commendations were given out this year to the following Officers:

Detectives John Bohrman and Robert Miller for their investigation and successful prosecution in the homicide of William Collins (Coolbaugh Township).

Chief Chris Wagner and Detective Chris Boheim for their investigation and successful prosecution in the homicide of Brandon Fraser (Tobyhanna Township).

Officer Kyle Vannote for his response to a serious motor vehicle accident where he pulled a motorist from a burning vehicle (Mount Pocono Borough).

Pocono Mountain Regional Police

2016 Fact Sheet

Canine Activity:

Corporal Matt Nero / K9 Niko: 89 deployments
5 assists
7 apprehensions
1 bite
22 community events

Officer Joe Lutkowski / K9 Chase: 53 deployments
4 assists
0 apprehensions
0 bites
18 community events

SWAT Activity: 1 Team Activation in Coolbaugh Township

Pocono Mountain Regional Police

2016 Fact Sheet

Training:

The Pocono Mountain Regional Police Department strives to provide as much training as possible, given the responsibilities of a law enforcement organization, in relation to the budget allocation. In 2016, the Department budgeted \$25,000 towards training. This training allocation is disbursed between department staff to keep up with the ever increasing responsibilities of continuing education. All officers are required to attend the Municipal Police Officer Education and Training Commissions (MPOETC) mandatory updates. We also have required certifications and re-certifications for departmental trainers. The Pocono Mountain Regional Police Department received the following training for various officers during 2016:

- 1) ACT 120
- 2) ACT 120 Mandatory Updates
- 3) Autism Recognition and Response
- 4) Trojan Horse, Heroin Prescription
- 5) National Incident Management System 100
- 6) National Incident Management System 700
- 7) Underage and Dangerous Drinking
- 8) Pennsylvania Law Enforcement Accreditation Conference
- 9) Supervisor Leadership of Law Enforcement
- 10) Pennsylvania Law Enforcement Accreditation Mangers Seminar
- 11) Pennsylvania Law Enforcement Accreditation Assessors Update
- 12) Pennsylvania Narcotics Officers Association Conference
- 13) Pennsylvania Labor Relations Association Conference
- 14) Armament System and Procedures baton Instructor
- 15) Armament System and Procedures baton
- 16) Narcotics Detection Team
- 17) HK Armorer
- 18) Taser
- 19) Handcuffing

Pocono Mountain Regional Police

2016 Fact Sheet

Training Continued:

- 20) Firearms
- 21) Use of Force
- 22) Biased Based Policing
- 23) Understanding the Sovereign Citizen
- 24) FBI First Responder
- 25) Inside the Tape, Homicide and Crime Scene Investigation
- 26) Advanced Homicide Investigation
- 27) General Latent Print and Evidence Processing
- 28) Forensic Crime Scene Investigation
- 29) Background Investigations
- 30) Emergency Vehicle Operations
- 31) Vehicle Search and Seizure
- 32) Traffic and Patrol Drug Interdiction
- 33) Under 100
- 34) Vehicle Inspection Regulations
- 35) Stop Stick Instructor
- 36) Commonwealth Law Enforcement Network
- 37) Advanced Roadside Impaired Driver Enforcement
- 38) Records and Information Management
- 39) Cody Connect 2016
- 40) Intelligence Liaison Conference
- 41) Criminal Intelligence Operating Policies
- 42) Mid-Atlantic, Great Lakes, Organized Crime Law Enforcement Network Conf.
- 43) Special Operations Aid and Rescue
- 44) Hostage Rescue
- 45) Monthly SWAT Training

Pocono Mountain Regional Police

2016 Fact Sheet

Training Continued:

- 46) Basic Crisis Negotiations
- 47) Hostage Negotiations seminar
- 48) Monthly Marksmen Training
- 49) North American Police Working Dog Association Conference
- 50) Quarterly K9 Training
- 51) Police K9
- 52) Quarterly Crisis Negotiations Training

Pocono Mountain Regional Police Partnerships

Partnership:

1) Pocono Mountain School District – School Resource Officer (SRO) Program

- The Pocono Mountain Regional Police currently has 4 SRO's within the Pocono Mountain School District (PMSD). These Officers are currently in the Pocono Mountain West Junior High School, the Pocono Mountain West High School, the Pocono Mountain East High School and the Clear Run Campus in Coolbaugh Township.
- PMSD has reimbursed the PMRPD \$345,724.00, for the SRO program in 2016.
- PMSD has reimbursed the PMRPD \$13,458.14 for extra duty assignments.

2) Drug Enforcement Administration Task Force

- The Pocono Mountain Regional Police continued its partnership with the DEA Task Force in 2016.
- Detective Michael Sciarillo continued as the PMRPD DEA task force representative
- The PMRPD has been reimbursed \$13,283.40 for overtime in 2016.

3) Monroe County Drug Task Force

- The Pocono Mountain Regional Police continues to participate in the Monroe County Drug Task Force (MCDTF).
- The MCDTF has reimbursed the PMRPD \$744.76 for overtime in 2016.

4) Northeast Pennsylvania Counter Terrorism Task Force (NEPACTTF)

- The PMRPD continues to participate in the NEPACTTF
The NEPACTTF has purchased various equipment for PMRPD SWAT operation.
The total cost for the equipment was \$ 3,980.00.

5) Pocono Mountain Regional Police Foundation (PMRPF)

- The PMRPD continues to receive support through the Pocono Mountain Regional Police Foundation. In 2016, the PMRPF purchased equipment for and reimbursed the department a total of **\$15,991.68** (see pages 98-101).

6) Cedar Crest College

- The Pocono Mountain Regional Police continued its partnership with Cedar Crest College in 2016. Cedar Crest College continues to provide annual crime mapping reports to the PMRPD.

Pocono Mountain Regional Police

2016 Fact Sheet

Units of Service:

The Pocono Mountain Regional Police uses a unit of service concept whereby municipalities purchase a requested number of hours by unit. A unit of service is equal to 10 hours of service. This unit of service is known as a Police Protection Unit or PPU. The 2016 cost per PPU was \$40,930.44. Officers activity is tracked through the submission of their daily logs. Through the data obtained in the logs, time spent on police activity within our municipalities is broken down and applied to the number of hours requested. This activity is reflected and presented monthly at our police commission meetings.

2016 Budget Hours Breakdown

2015 Total Hours Available per Week: 1280 / 1400 (with Barrett)

2016 Total Hours Available per Week: 1400

2015 Total Hours Available per Day: 183 / 200

2016 Total Hours Available per Day: 200

Monthly Hours Days per Month

| Municipality | 2015 Hours | 2016 Hours | 2016 % | 28 | 30 | 31 |
|---------------|----------------|-------------|------------|-------------|-------------|-------------|
| Tobyhanna | 420.61 | 430 | 30.71 | 1720 | 1842 | 1904 |
| Mt. Pocono | 169.09 | 169.7 | 12.12 | 678 | 727 | 751 |
| Tunkhannock | 160.00 | 160.7 | 11.48 | 642 | 688 | 711 |
| Coolbaugh | 530.30 | 519 | 37.07 | 2076 | 2224 | 2298 |
| Barrett | 120 | 120.6 | 8.61 | 482 | 516 | 534 |
| Totals | 1400.00 | 1400 | 100 | 5598 | 5997 | 6198 |

2016 Total Income: **\$1,012,114.77**

2016 Total Expenses: **\$6,742,376.96**

2016 Revenue Adjusted Budget: **\$5,730,262.19**

2016 Unit of Service Cost: **\$40,930.44**

Pocono Mountain Regional Police 2016 Fact Sheet

2016 Budget – Municipal Breakdown

Tobyhanna Township: \$1,760,009.10

Mount Pocono Borough: \$694,589.64

Tunkhannock Township: \$657,752.24

Coolbaugh Township: \$2,124,290.05

Barrett Township: \$493,621.16

Total Yearly Mortgage 2016: \$146,674.67

*2016 Mortgage Contributions:

Tobyhanna Township: 26% / \$38,135.41

Mount Pocono Borough: 23% / \$33,735.17

Tunkhannock Township: 25% / \$36,668.68

Coolbaugh Township: 26% / \$38,135.41

* Barrett Township as part of the regionalization process does not pay a mortgage contribution and does not have equity interest in the PMRPD building.

Pocono Mountain Regional Police

2016 Fact Sheet

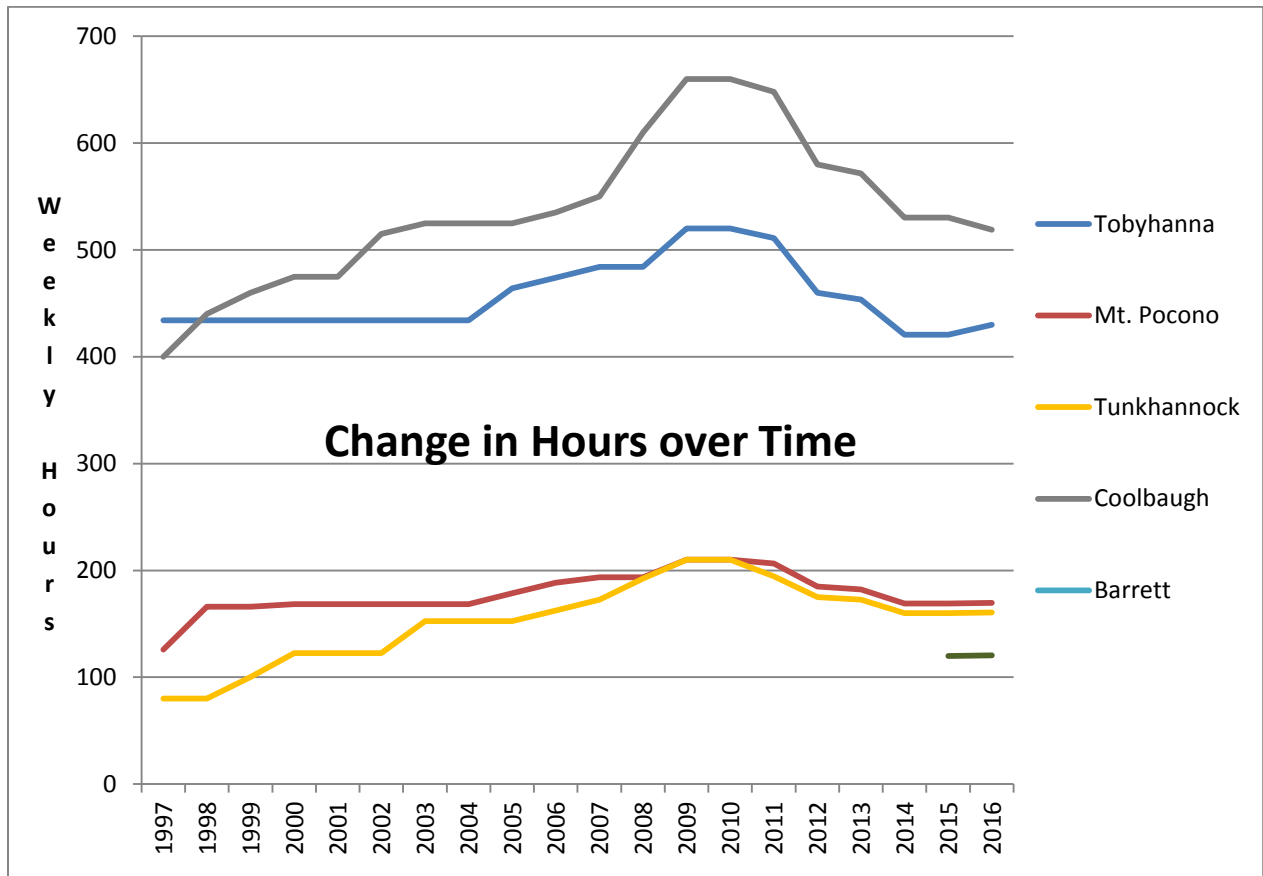
Change In Hours 1997 - 2016

| Year | Tobyhanna Twp | Mt. Pocono | Tunkhannock Twp | Coolbaugh Twp | Barrett Twp | Change in hours |
|------|---------------|------------|-----------------|---------------|-------------|-------------------|
| 1997 | 434 | 126 | 80 | 400 | N/A | 1040 Total |
| 1998 | 434 | 166 | 80 | 440 | N/A | +80 / 1120 Total |
| 1999 | 434 | 166 | 100 | 460 | N/A | + 40 / 1160 Total |
| 2000 | 434 | 168.5 | 122.5 | 475 | N/A | + 40 / 1200 Total |
| 2001 | 434 | 168.5 | 122.5 | 475 | N/A | 0 / 1200 Total |
| 2002 | 434 | 168.5 | 122.5 | 515 | N/A | + 40 / 1240 Total |
| 2003 | 434 | 168.5 | 152.5 | 525 | N/A | + 40 / 1280 |
| 2004 | 434 | 168.5 | 152.5 | 525 | N/A | 0 / 1280 |
| 2005 | 464 | 178.5 | 152.5 | 525 | N/A | + 40 / 1320 |
| 2006 | 474 | 188.5 | 162.5 | 535 | N/A | +40 / 1360 |
| 2007 | 484 | 193.5 | 172.5 | 550 | N/A | +40 / 1400 |
| 2008 | 484 | 193.5 | 192.5 | 610 | N/A | + 80 / 1480 |
| 2009 | 520 | 210 | 210 | 660 | N/A | + 120 / 1600 |
| 2010 | 520 | 210 | 210 | 660 | N/A | 0 / 1600 |
| 2011 | 511 | 206.5 | 194.6 | 647.9 | N/A | - 40 / 1560 |
| 2012 | 460 | 185 | 175 | 580 | N/A | - 160 / 1400 |
| 2013 | 453.47 | 182.3 | 172.5 | 571.73 | N/A | - 20 / 1380 |
| 2014 | 420.61 | 169.09 | 160.00 | 530.30 | N/A | - 100 / 1280 |
| 2015 | 420.61 | 169.09 | 160.00 | 530.30 | 120.00 | 1400 Total |
| 2016 | 430 | 169.7 | 160.7 | 519 | 120.6 | 0 / 1400 |

Increase

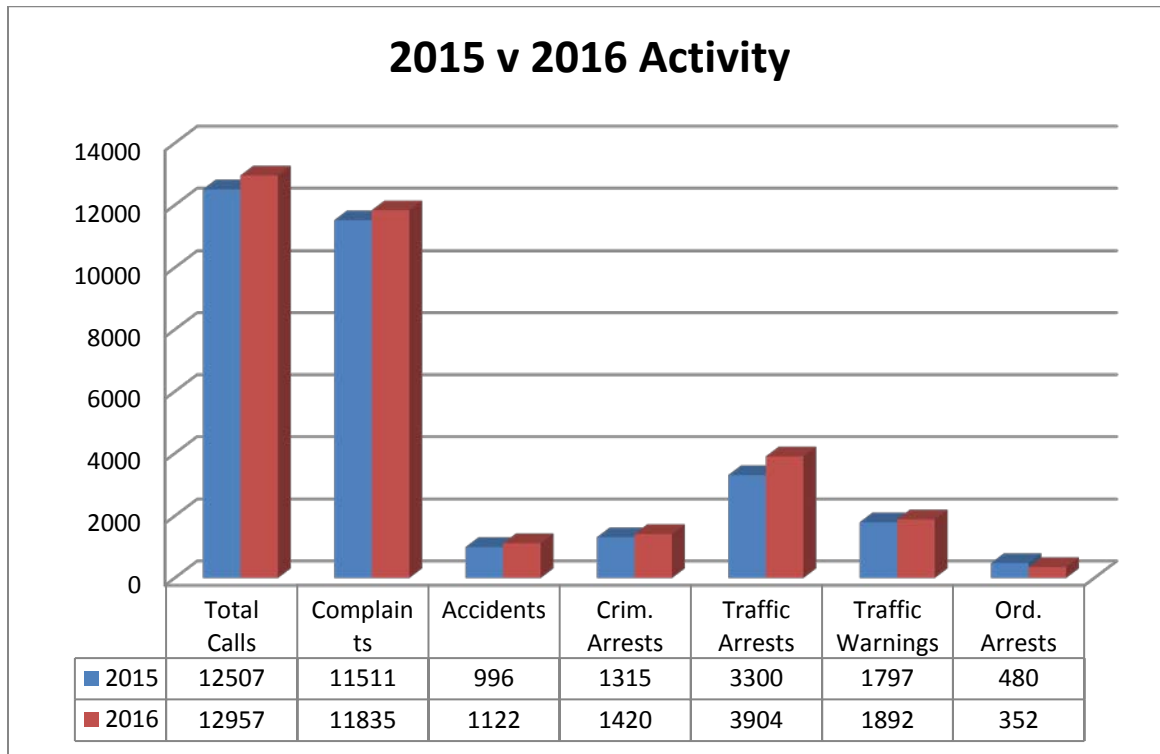
Decrease

Pocono Mountain Regional Police 2016 Fact Sheet



Pocono Mountain Regional Police Department 2015 vs 2016 Activity

| | 2015 | 2016 | Increase / Decrease | Percentage |
|-------------------|-------|-------|---------------------|------------|
| Total Calls | 12507 | 12957 | + 450 | + 3.5% |
| Complaints | 11511 | 11835 | + 324 | + 2.8% |
| Accidents | 996 | 1122 | + 126 | + 12.6% |
| Criminal Arrests | 1315 | 1420 | + 105 | + 7.9% |
| Traffic Arrests | 3300 | 3904 | +604 | +18.3% |
| Traffic Warnings | 1797 | 1892 | + 95 | +5.2% |
| Ordinance Arrests | 480 | 352 | - 128 | -26.6% |



Pocono Mountain Regional Police Department

2016 Total Activity

Hours

Activity

| | Patrol | Investigations | Vascar | Court | Assigned | Complaints | Accidents | Criminal Arrests | Traffic Arrests | Warning | Ord. Arrests |
|--------------|---------------|----------------|------------|-------------|--------------|--------------|-------------|------------------|-----------------|-------------|--------------|
| January | 2066 | 2407 | 15 | 244 | 1468 | 912 | 84 | 112 | 464 | 269 | 29 |
| February | 1967 | 2132 | 10 | 214 | 1477 | 865 | 102 | 89 | 379 | 212 | 71 |
| March | 1826 | 2236 | 22 | 247 | 1868 | 963 | 77 | 107 | 469 | 236 | 44 |
| April | 1574 | 1938 | 12 | 202 | 2273 | 909 | 78 | 79 | 290 | 141 | 34 |
| May | 1733 | 2274 | 21 | 323 | 1849 | 1000 | 84 | 147 | 407 | 190 | 26 |
| June | 1517 | 2231 | 19 | 250 | 1982 | 1109 | 79 | 151 | 297 | 114 | 31 |
| July | 1508 | 2181 | 5 | 235 | 2270 | 1172 | 91 | 128 | 256 | 124 | 22 |
| August | 1447 | 2498 | 9 | 193 | 2053 | 1139 | 99 | 140 | 287 | 122 | 13 |
| September | 1497 | 2250 | 2 | 196 | 2055 | 1015 | 86 | 128 | 197 | 84 | 25 |
| October | 1574 | 2205 | 39 | 249 | 2133 | 947 | 98 | 120 | 256 | 118 | 11 |
| November | 1619 | 2120 | 7 | 216 | 2038 | 901 | 119 | 117 | 309 | 126 | 21 |
| December | 1787 | 2130 | 6 | 156 | 2123 | 903 | 125 | 102 | 293 | 156 | 25 |
| Total | 20,115 | 26,601 | 167 | 2726 | 23588 | 11835 | 1122 | 1420 | 3904 | 1892 | 352 |

Pocono Mountain Regional Police Assigned Time Breakdown

| | Training | Administration | Assists | Total |
|------------------|-----------------|-----------------------|----------------|--------------|
| January | 280 | 1179 | 10 | 1468 |
| February | 462 | 1002 | 13 | 1477 |
| March | 837 | 1015 | 17 | 1868 |
| April | 929 | 1326 | 17 | 2273 |
| May | 537 | 1303 | 10 | 1849 |
| June | 744 | 1231 | 8 | 1982 |
| July | 363 | 1881 | 27 | 2270 |
| August | 433 | 1603 | 17 | 2054 |
| September | 454 | 1586 | 15 | 2055 |
| October | 406 | 1694 | 33 | 2133 |
| November | 512 | 1518 | 8 | 2038 |
| December | 158 | 1947 | 18 | 2123 |
| Total | 6116 | 17285 | 191 | 23591 |

Pocono Mountain Regional Police Department

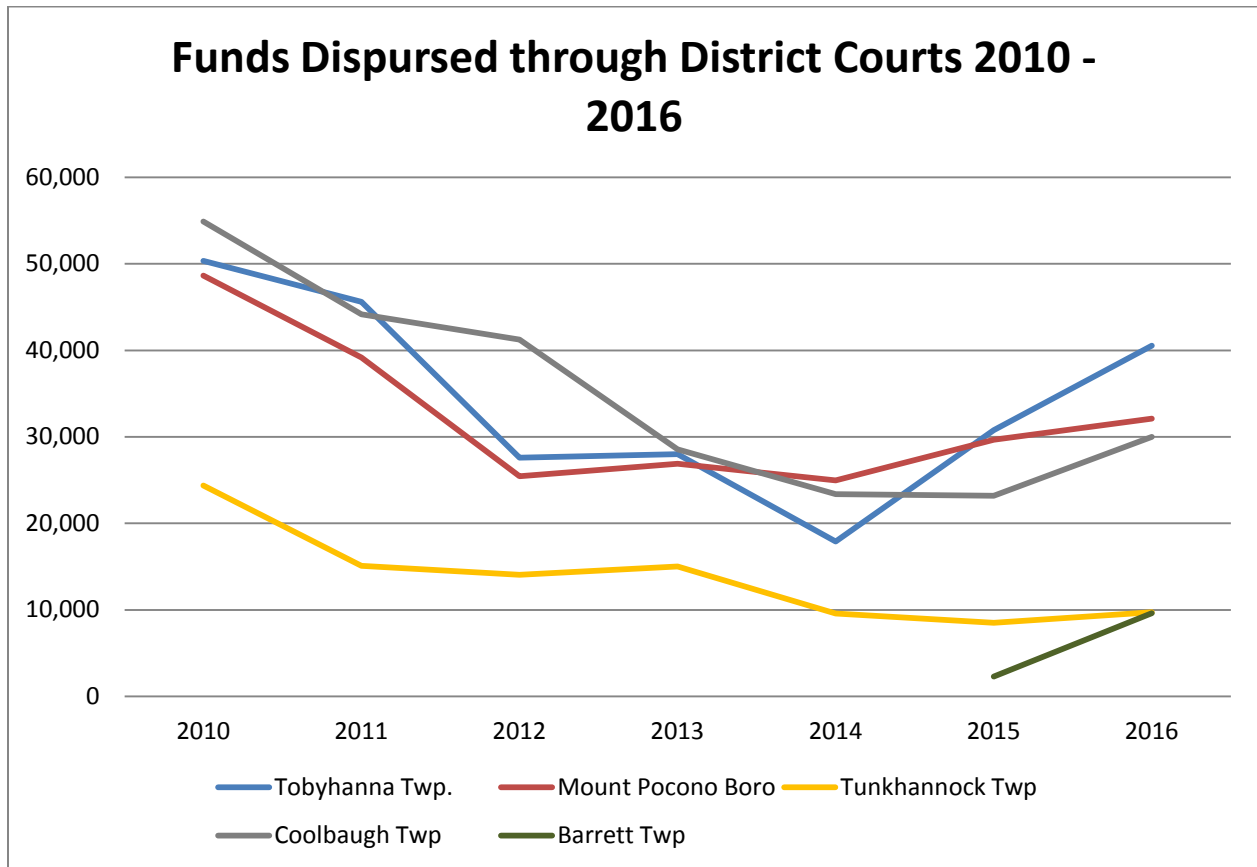
2016 District Courts

Funds Dispersed from District Courts 2011 – 2016

| | 2011 | 2012 | 2013 | 2014 | 2015 | 2016 | % |
|----------------------|---------------------|---------------------|--------------------|--------------------|--------------------|---------------------|-----|
| Tobyhanna Township | \$45,599.71 | \$27,591.69 | \$27,988.17 | \$17,924.76 | \$30,789.46 | \$40,545.06 | 33% |
| Mount Pocono Borough | \$39,165.24 | \$25,458.69 | \$26,908.44 | \$24,966.76 | \$29,676.86 | \$32,120.57 | 26% |
| Tunhannock Township | \$15,086.41 | \$14,080.02 | \$15,023.11 | \$9,605.07 | \$8,512.59 | \$9,752.59 | 8% |
| Coolbaugh Township | \$44,151.45 | \$41,224.28 | \$28,558.77 | \$23,380.45 | \$23,192.95 | \$30,018.21 | 25% |
| * Barrett Township | | | | | \$2,292.72 | \$9,608.48 | 8% |
| Total | \$144,002.81 | \$108,354.68 | \$98,508.49 | \$75,877.04 | \$94,464.58 | \$122,044.91 | |

| | | | | | | |
|-------------------|--|--|--|--|--|------------|
| | | | | | | 2016 |
| Paradise Township | | | | | | \$1,294.42 |

Pocono Mountain Regional Police Department 2016 District Courts



Pocono Mountain Regional Police

Municipality Breakdown

Tobyhanna Township

| | Patrol | Investigation | VASCAR | Court | Assigned | Total |
|------------------|-------------|---------------|-----------|------------|-------------|--------------|
| January | 806 | 489 | 4 | 29 | 451 | 1778 |
| February | 879 | 435 | 3 | 56 | 454 | 1826 |
| March | 809 | 519 | 8 | 35 | 574 | 1944 |
| April | 711 | 474 | 2 | 63 | 698 | 1949 |
| May | 712 | 462 | 3 | 176 | 568 | 1921 |
| June | 643 | 453 | 4 | 22 | 609 | 1731 |
| July | 616 | 350 | 1 | 31 | 697 | 1696 |
| August | 707 | 428 | 5 | 24 | 631 | 1795 |
| September | 770 | 419 | 1 | 37 | 631 | 1858 |
| October | 844 | 472 | 15 | 28 | 655 | 2014 |
| November | 815 | 412 | 3 | 36 | 626 | 1891 |
| December | 859 | 464 | 1 | 44 | 652 | 2019 |
| Total | 9170 | 5378 | 49 | 581 | 7245 | 22422 |

| | Total Calls | Complaints | Accidents | Criminal Arrests | Traffic Arrests | Traffic Warnings | Ordinance Arrests |
|------------------|-------------|-------------|------------|------------------|-----------------|------------------|-------------------|
| January | 224 | 203 | 21 | 32 | 129 | 98 | 5 |
| February | 229 | 206 | 23 | 28 | 106 | 72 | 27 |
| March | 232 | 212 | 20 | 19 | 153 | 94 | 1 |
| April | 217 | 201 | 16 | 13 | 69 | 52 | 8 |
| May | 250 | 230 | 20 | 48 | 106 | 44 | 4 |
| June | 268 | 244 | 24 | 39 | 101 | 32 | 3 |
| July | 281 | 255 | 26 | 22 | 79 | 47 | 1 |
| August | 259 | 242 | 17 | 29 | 96 | 52 | 0 |
| September | 233 | 215 | 18 | 27 | 70 | 46 | 4 |
| October | 230 | 199 | 31 | 28 | 82 | 47 | 2 |
| November | 200 | 173 | 27 | 22 | 83 | 63 | 1 |
| December | 230 | 196 | 34 | 26 | 112 | 62 | 2 |
| Total | 2853 | 2576 | 277 | 333 | 1186 | 709 | 58 |

Pocono Mountain Regional Police Municipality Breakdown

Mount Pocono Borough

| | Patrol | Investigation | VASCAR | Court | Assigned | Total |
|------------------|------------|---------------|-----------|------------|-------------|-------------|
| January | 111 | 345 | 0 | 76 | 178 | 709 |
| February | 48 | 361 | 0 | 61 | 179 | 650 |
| March | 50 | 318 | 0 | 121 | 226 | 715 |
| April | 65 | 227 | 0 | 19 | 275 | 586 |
| May | 232 | 410 | 2 | 30 | 224 | 898 |
| June | 171 | 489 | 4 | 35 | 240 | 941 |
| July | 117 | 416 | 0 | 40 | 275 | 847 |
| August | 42 | 445 | 0 | 57 | 249 | 793 |
| September | 49 | 338 | 0 | 24 | 249 | 660 |
| October | 31 | 335 | 3 | 95 | 259 | 723 |
| November | 43 | 275 | 0 | 22 | 247 | 587 |
| December | 37 | 521 | 0 | 40 | 257 | 855 |
| Total | 995 | 4481 | 11 | 619 | 2859 | 8965 |

| | Total Calls | Complaints | Accidents | Criminal Arrests | Traffic Arrests | Traffic Warnings | Ordinance Arrests |
|------------------|-------------|-------------|------------|------------------|-----------------|------------------|-------------------|
| January | 159 | 136 | 23 | 27 | 95 | 45 | 20 |
| February | 157 | 135 | 22 | 20 | 78 | 34 | 34 |
| March | 183 | 158 | 25 | 21 | 96 | 44 | 35 |
| April | 152 | 136 | 16 | 26 | 54 | 24 | 19 |
| May | 169 | 147 | 22 | 28 | 139 | 86 | 20 |
| June | 183 | 168 | 15 | 27 | 92 | 31 | 23 |
| July | 219 | 194 | 25 | 39 | 68 | 34 | 19 |
| August | 202 | 183 | 19 | 31 | 66 | 28 | 8 |
| September | 168 | 149 | 19 | 27 | 40 | 9 | 17 |
| October | 170 | 151 | 19 | 29 | 59 | 29 | 4 |
| November | 155 | 134 | 21 | 27 | 91 | 22 | 7 |
| December | 202 | 163 | 39 | 39 | 67 | 36 | 9 |
| Total | 2119 | 1854 | 265 | 341 | 945 | 422 | 215 |

Pocono Mountain Regional Police Municipality Breakdown

Tunkhannock Township

| | Patrol | Investigation | VASCAR | Court | Assigned | Total |
|------------------|------------|---------------|-----------|------------|-------------|-------------|
| January | 56 | 280 | 2 | 16 | 169 | 523 |
| February | 39 | 225 | 3 | 24 | 170 | 460 |
| March | 103 | 235 | 7 | 37 | 215 | 596 |
| April | 141 | 255 | 6 | 17 | 261 | 680 |
| May | 169 | 257 | 10 | 27 | 212 | 676 |
| June | 201 | 277 | 6 | 98 | 228 | 809 |
| July | 214 | 387 | 0 | 51 | 261 | 912 |
| August | 130 | 351 | 0 | 34 | 236 | 750 |
| September | 74 | 414 | 0 | 17 | 236 | 742 |
| October | 48 | 170 | 0 | 46 | 245 | 508 |
| November | 51 | 146 | 1 | 14 | 234 | 446 |
| December | 169 | 191 | 3 | 17 | 244 | 624 |
| Total | 756 | 3189 | 37 | 397 | 2708 | 7726 |

| | Total Calls | Complaints | Accidents | Criminal Arrests | Traffic Arrests | Traffic Warnings | Ordinance Arrests |
|------------------|-------------|-------------|------------|------------------|-----------------|------------------|-------------------|
| January | 113 | 99 | 14 | 7 | 17 | 8 | 0 |
| February | 101 | 89 | 12 | 7 | 14 | 4 | 0 |
| March | 116 | 108 | 8 | 10 | 54 | 8 | 0 |
| April | 133 | 125 | 8 | 7 | 52 | 14 | 0 |
| May | 135 | 119 | 16 | 9 | 50 | 20 | 1 |
| June | 152 | 143 | 9 | 25 | 35 | 12 | 1 |
| July | 171 | 156 | 15 | 17 | 28 | 11 | 0 |
| August | 169 | 152 | 17 | 25 | 29 | 7 | 1 |
| September | 151 | 137 | 14 | 24 | 16 | 5 | 1 |
| October | 125 | 117 | 8 | 8 | 10 | 4 | 0 |
| November | 109 | 94 | 15 | 7 | 10 | 4 | 0 |
| December | 113 | 99 | 14 | 5 | 11 | 6 | 0 |
| Total | 1588 | 1438 | 150 | 151 | 326 | 103 | 4 |

Pocono Mountain Regional Police

Municipality Breakdown

Coolbaugh Township

| | Patrol | Investigation | VASCAR | Court | Assigned | Total |
|------------------|---------------|----------------------|---------------|--------------|-----------------|--------------|
| January | 943 | 1065 | 9 | 98 | 544 | 2659 |
| February | 801 | 1020 | 5 | 52 | 548 | 2426 |
| March | 645 | 981 | 7 | 36 | 693 | 2362 |
| April | 386 | 835 | 1 | 94 | 843 | 2158 |
| May | 402 | 959 | 2 | 71 | 685 | 2118 |
| June | 317 | 884 | 3 | 81 | 735 | 2020 |
| July | 371 | 857 | 0 | 75 | 842 | 2145 |
| August | 488 | 1106 | 4 | 69 | 761 | 2429 |
| September | 546 | 915 | 1 | 104 | 762 | 2328 |
| October | 541 | 1072 | 5 | 64 | 791 | 2472 |
| November | 557 | 1120 | 2 | 135 | 756 | 2569 |
| December | 407 | 825 | 1 | 53 | 787 | 2073 |
| Total | 6404 | 11638 | 39 | 932 | 8745 | 27758 |

| | Total Calls | Complaints | Accidents | Criminal Arrests | Traffic Arrests | Traffic Warnings | Ordinance Arrests |
|------------------|--------------------|-------------------|------------------|-------------------------|------------------------|-------------------------|--------------------------|
| January | 402 | 379 | 23 | 32 | 188 | 104 | 4 |
| February | 405 | 368 | 37 | 29 | 128 | 82 | 9 |
| March | 427 | 407 | 20 | 52 | 140 | 80 | 8 |
| April | 401 | 368 | 33 | 27 | 79 | 40 | 7 |
| May | 429 | 407 | 22 | 40 | 87 | 32 | 1 |
| June | 489 | 465 | 24 | 44 | 59 | 33 | 4 |
| July | 489 | 470 | 19 | 37 | 65 | 15 | 2 |
| August | 493 | 462 | 31 | 46 | 83 | 32 | 4 |
| September | 470 | 443 | 27 | 36 | 66 | 22 | 3 |
| October | 424 | 391 | 33 | 42 | 82 | 29 | 5 |
| November | 456 | 407 | 49 | 45 | 111 | 31 | 13 |
| December | 393 | 367 | 26 | 29 | 84 | 45 | 14 |
| Total | 5278 | 4934 | 344 | 459 | 1172 | 545 | 74 |

Pocono Mountain Regional Police Municipality Breakdown

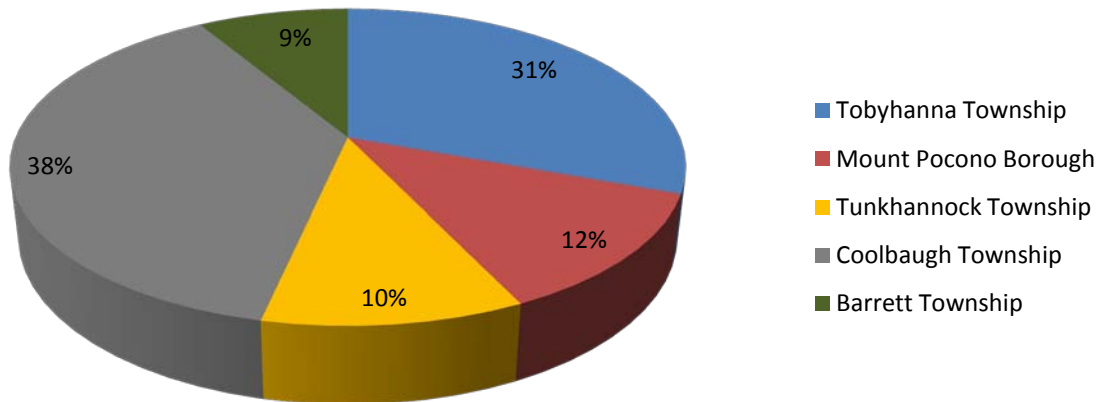
Barrett Township

| | Patrol | Investigation | VASCAR | Court | Assigned | Total |
|------------------|-------------|---------------|-----------|------------|-------------|-------------|
| January | 151 | 228 | 0 | 26 | 126 | 531 |
| February | 199 | 91 | 0 | 20 | 127 | 438 |
| March | 220 | 183 | 1 | 18 | 161 | 583 |
| April | 272 | 147 | 3 | 9 | 196 | 627 |
| May | 219 | 185 | 4 | 20 | 159 | 586 |
| June | 185 | 127 | 2 | 15 | 171 | 500 |
| July | 190 | 172 | 3 | 39 | 195 | 599 |
| August | 81 | 168 | 0 | 8 | 177 | 434 |
| September | 58 | 164 | 0 | 14 | 177 | 412 |
| October | 111 | 156 | 15 | 17 | 184 | 483 |
| November | 152 | 167 | 2 | 9 | 175 | 506 |
| December | 314 | 128 | 1 | 3 | 183 | 628 |
| Total | 2151 | 1915 | 31 | 197 | 2031 | 6326 |

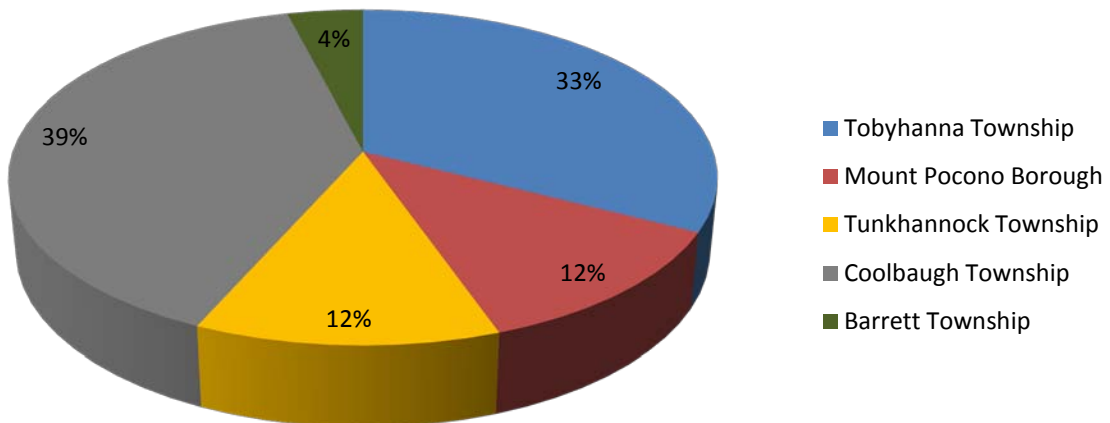
| | Total Calls | Complaints | Accidents | Criminal Arrests | Traffic Arrests | Traffic Warnings | Ordinance Arrests |
|------------------|-------------|-------------|-----------|------------------|-----------------|------------------|-------------------|
| January | 94 | 91 | 3 | 13 | 35 | 14 | 0 |
| February | 71 | 63 | 8 | 4 | 53 | 20 | 1 |
| March | 81 | 77 | 4 | 4 | 26 | 10 | 0 |
| April | 82 | 77 | 5 | 6 | 36 | 11 | 0 |
| May | 99 | 95 | 4 | 22 | 25 | 8 | 0 |
| June | 96 | 89 | 7 | 16 | 10 | 6 | 0 |
| July | 101 | 95 | 6 | 13 | 16 | 17 | 0 |
| August | 113 | 98 | 15 | 8 | 13 | 3 | 0 |
| September | 75 | 67 | 8 | 14 | 5 | 2 | 0 |
| October | 93 | 86 | 7 | 13 | 23 | 9 | 0 |
| November | 98 | 91 | 7 | 16 | 14 | 6 | 0 |
| December | 83 | 71 | 12 | 3 | 19 | 7 | 0 |
| Total | 1086 | 1000 | 86 | 132 | 275 | 113 | 1 |

Pocono Mountain Regional Police Department 2016 Hourly Comparison

2016 Total Hours

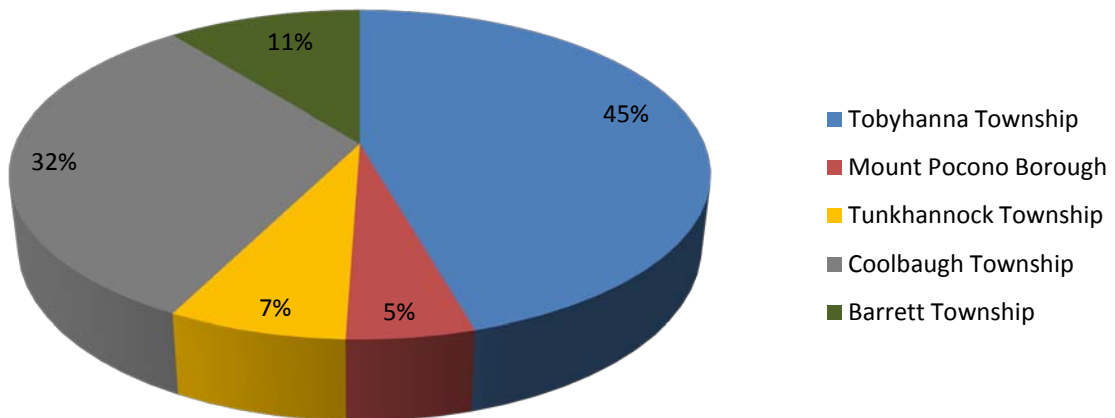


2015 Total Hours



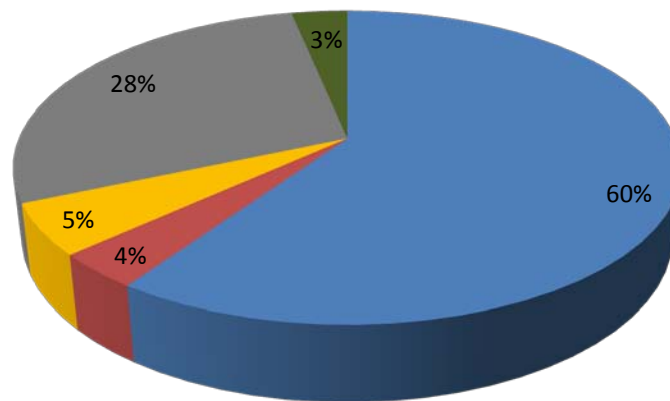
Pocono Mountain Regional Police Department 2016 Hourly Comparison

2016 Patrol Hours



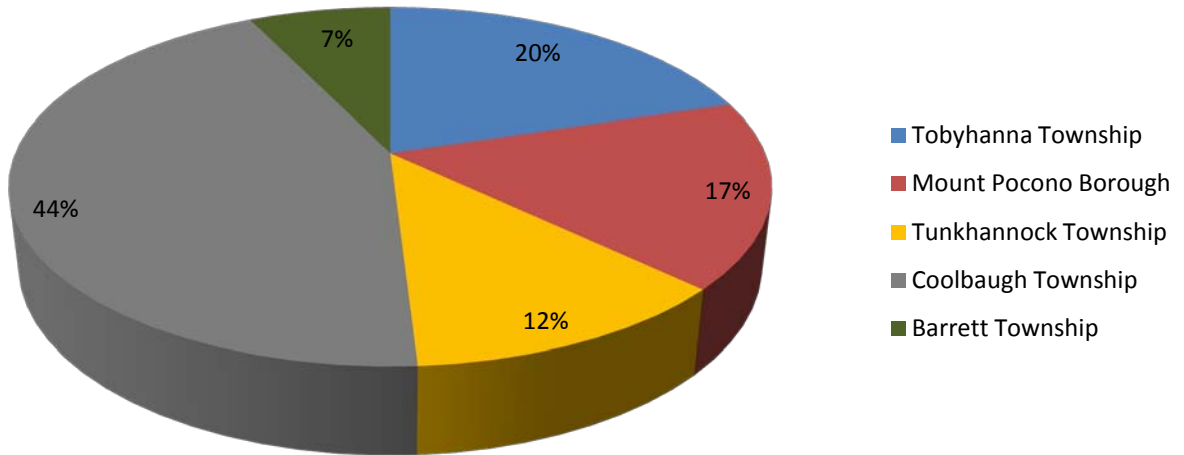
2015 Patrol Hours

■ Tobyhanna Township ■ Mount Pocono Borough ■ Tunkhannock Township
■ Coolbaugh Township ■ Barrett Township



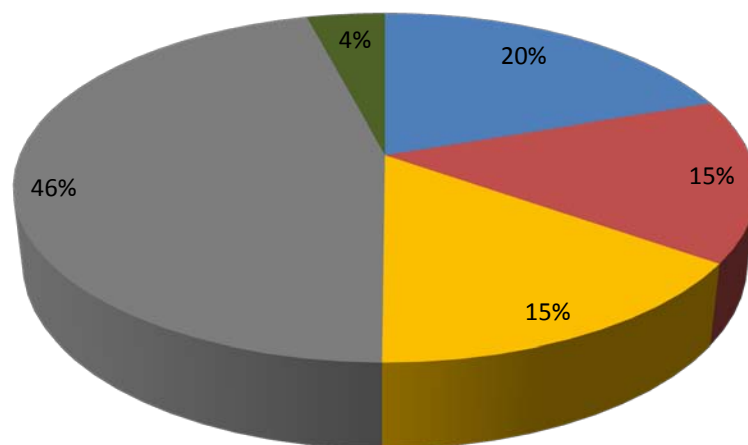
Pocono Mountain Regional Police Department 2016 Hourly Comparison

2016 Investigative Hours



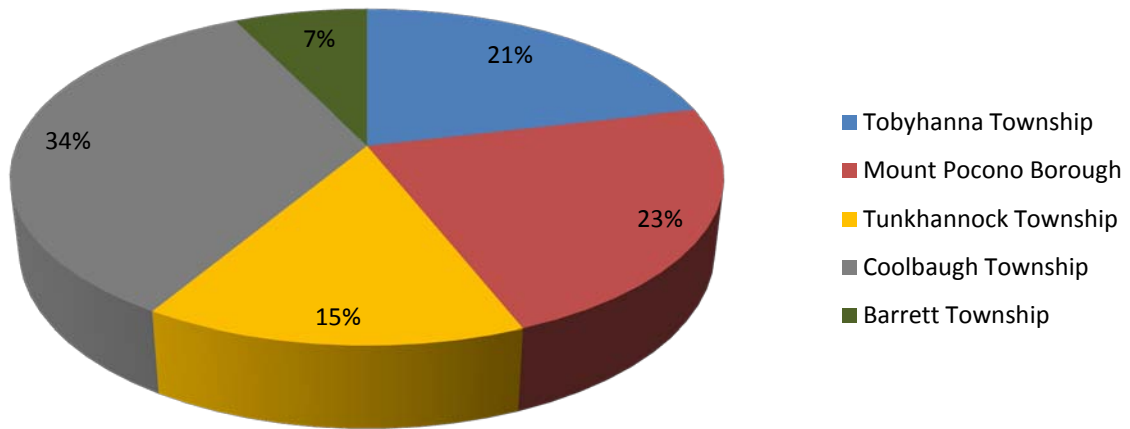
2015 Investigative Hours

■ Tobyhanna Township ■ Mount Pocono Borough ■ Tunkhannock Township
■ Coolbaugh Township ■ Barrett Township



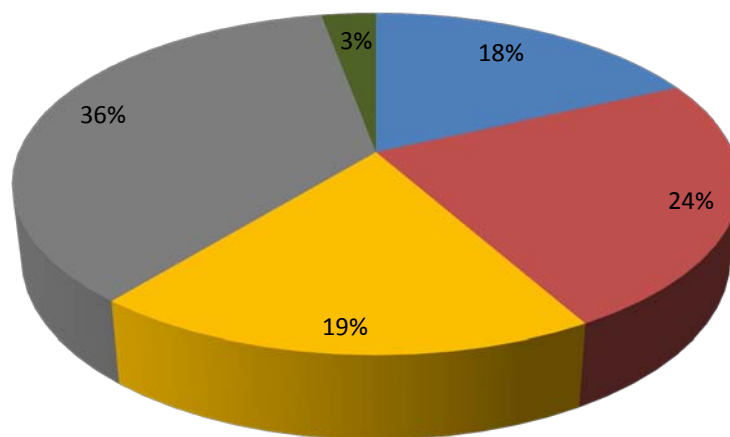
Pocono Mountain Regional Police Department 2016 Hourly Comparison

2016 Court Hours



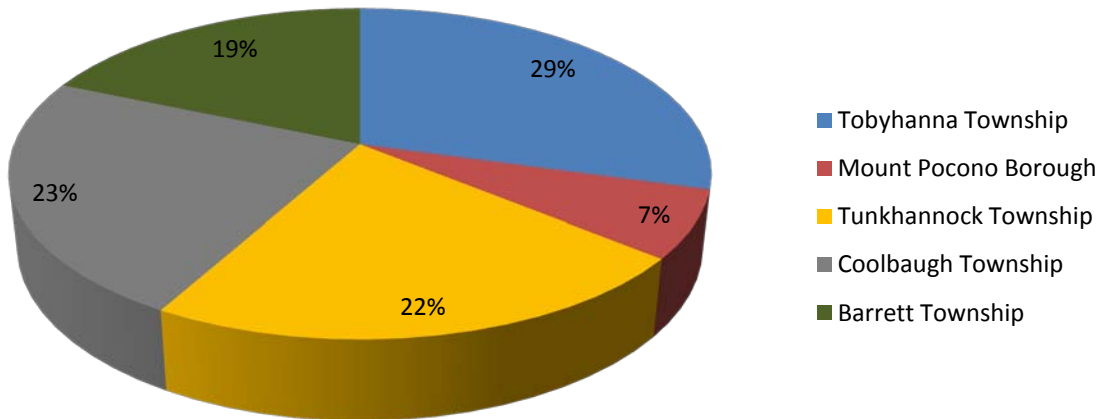
2015 Court Hours

■ Tobyhanna Township ■ Mount Pocono Borough ■ Tunkhannock Township
■ Coolbaugh Township ■ Barrett Township

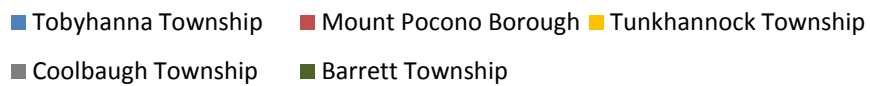


Pocono Mountain Regional Police Department 2016 Hourly Comparison

2016 Speed Timing

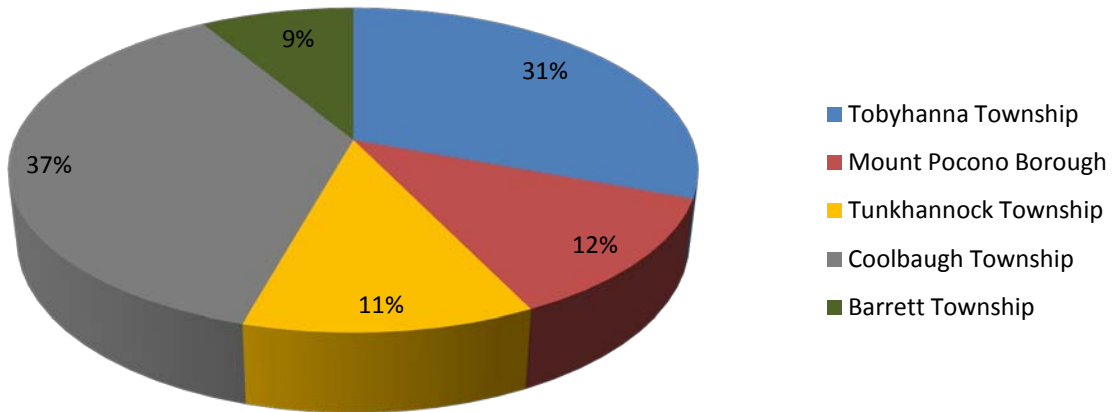


2015 Speed Timing



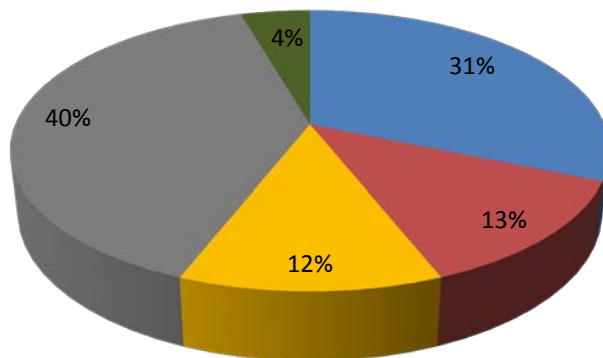
Pocono Mountain Regional Police Department 2016 Hourly Comparison

2016 Assigned Time



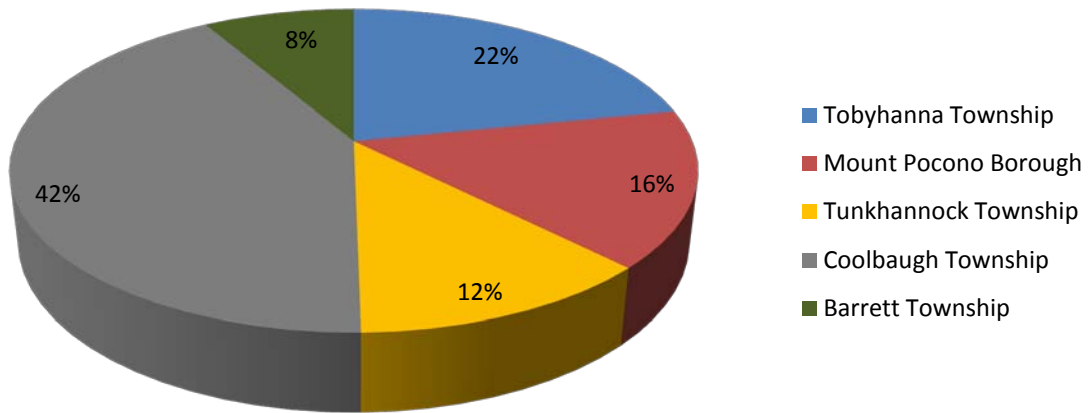
2015 Assigned Hours

■ Tobyhanna Township ■ Mount Pocono Borough ■ Tunkhannock Township
■ Coolbaugh Township ■ Barrett Township



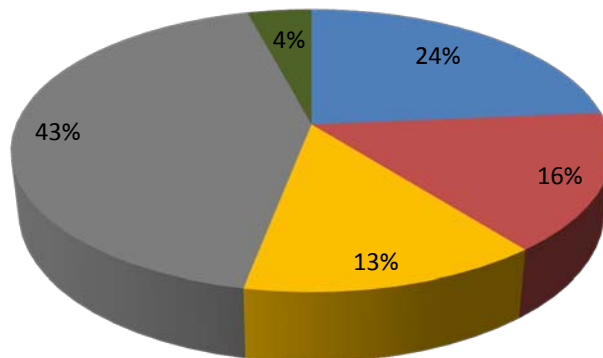
Pocono Mountain Regional Police Department 2016 Activity Comparison

2016 Total Complaints



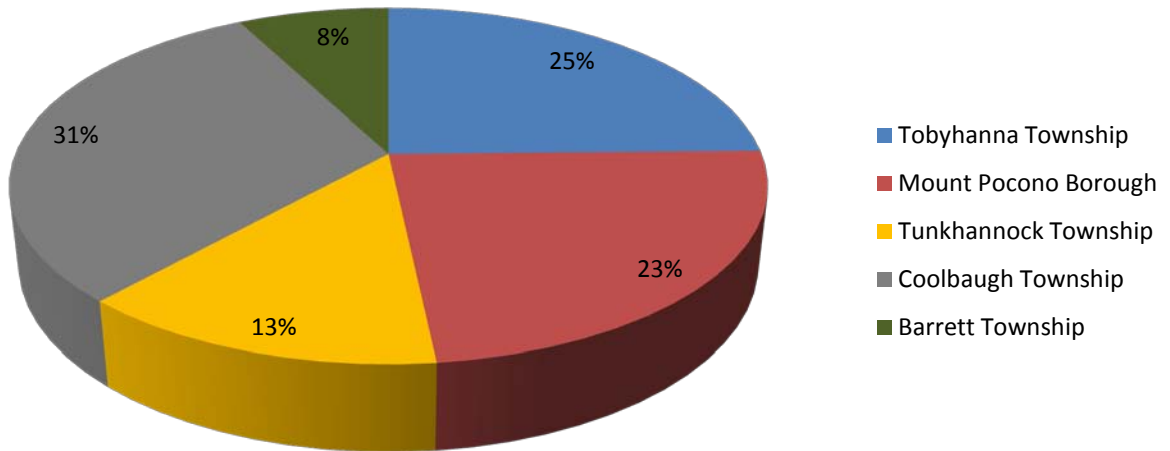
2015 Total Complaints

- Tobyhanna Township
- Mount Pocono Borough
- Tunkhannock Township
- Coolbaugh Township
- Barrett Township



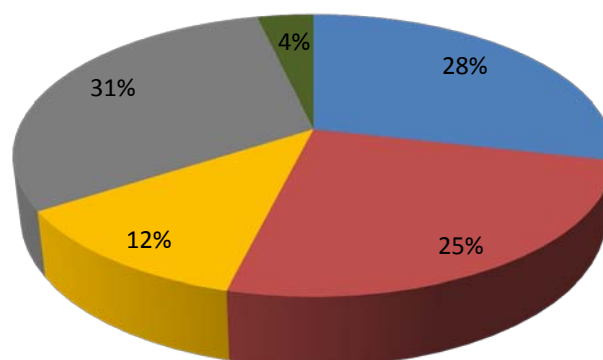
Pocono Mountain Regional Police Department 2016 Activity Comparison

2016 Accidents



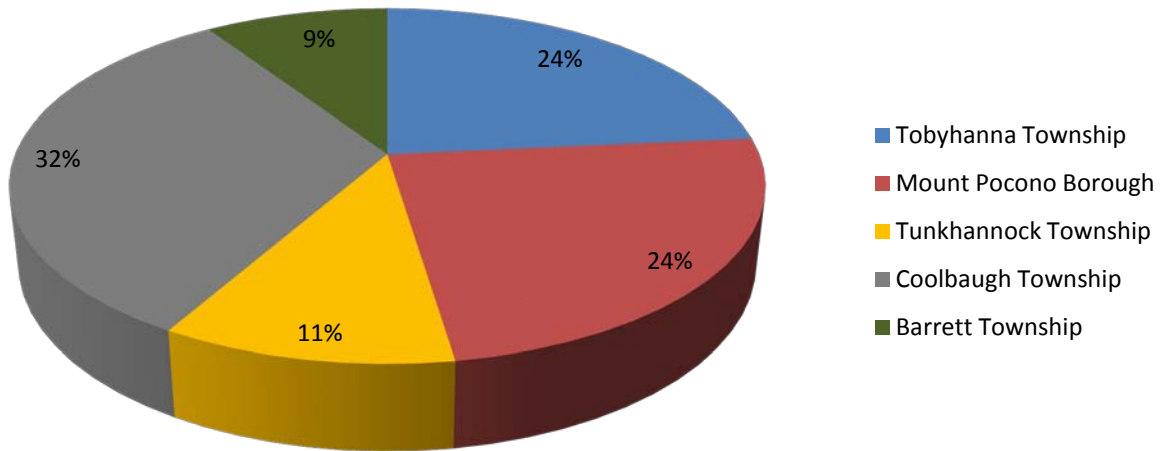
2015 Total Accidents

■ Tobyhanna Township ■ Mount Pocono Borough ■ Tunkhannock Township
■ Coolbaugh Township ■ Barrett Township



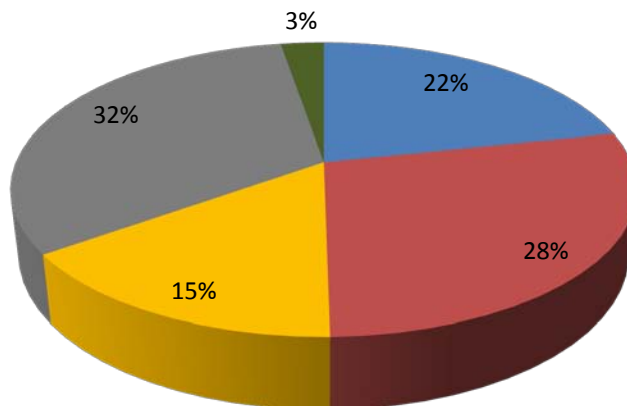
Pocono Mountain Regional Police Department 2016 Activity Comparison

2016 Criminal Arrests



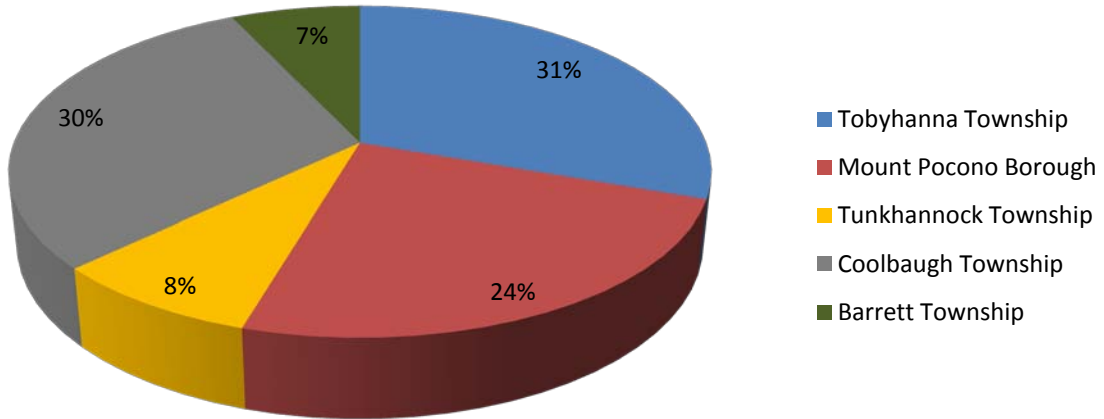
2015 Criminal Arrests

- Tobyhanna Township
- Mount Pocono Borough
- Tunkhannock Township
- Coolbaugh Township
- Barrett Township



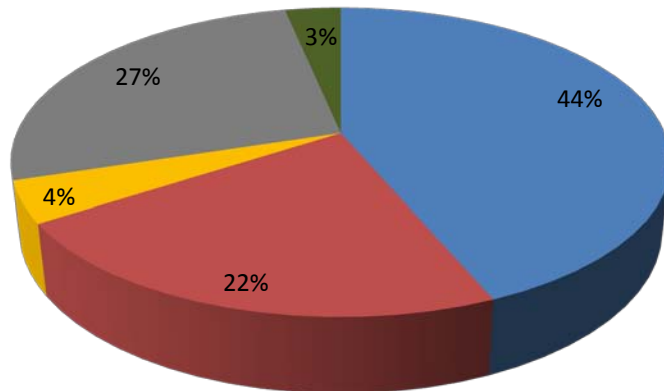
Pocono Mountain Regional Police Department 2016 Activity Comparison

2016 Traffic Arrests

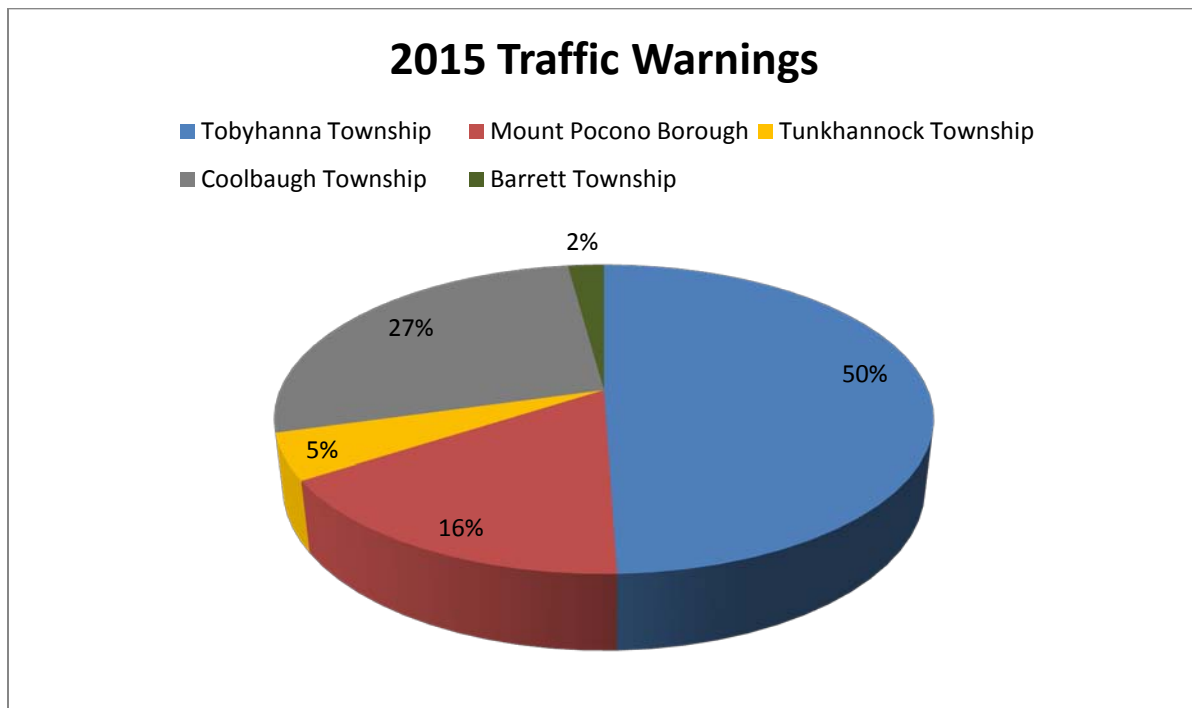
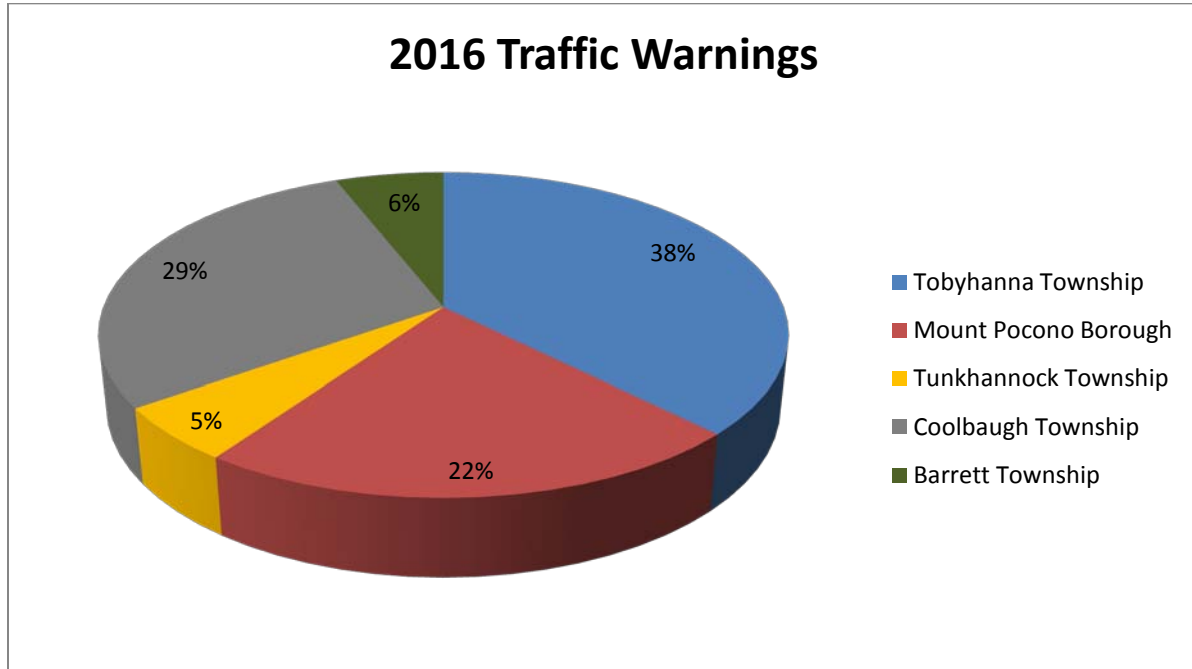


2015 Traffic Arrests

■ Tobyhanna Township ■ Mount Pocono Borough ■ Tunkhannock Township
■ Coolbaugh Township ■ Barrett Township

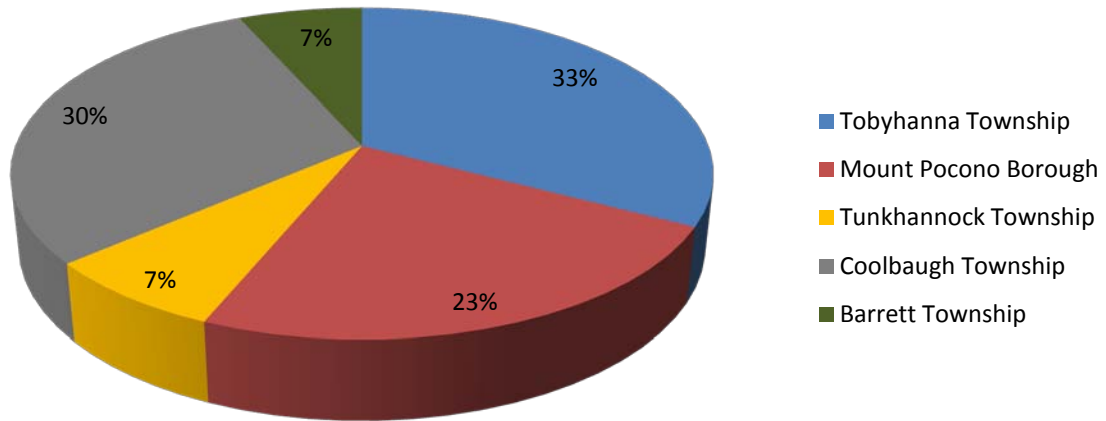


Pocono Mountain Regional Police Department 2016 Activity Comparison



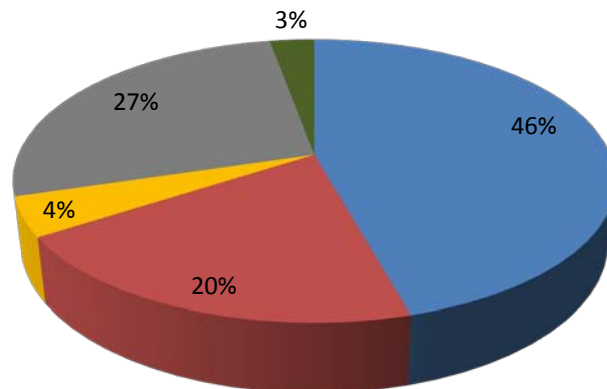
Pocono Mountain Regional Police Department 2016 Activity Comparison

2016 Total Traffic Activity

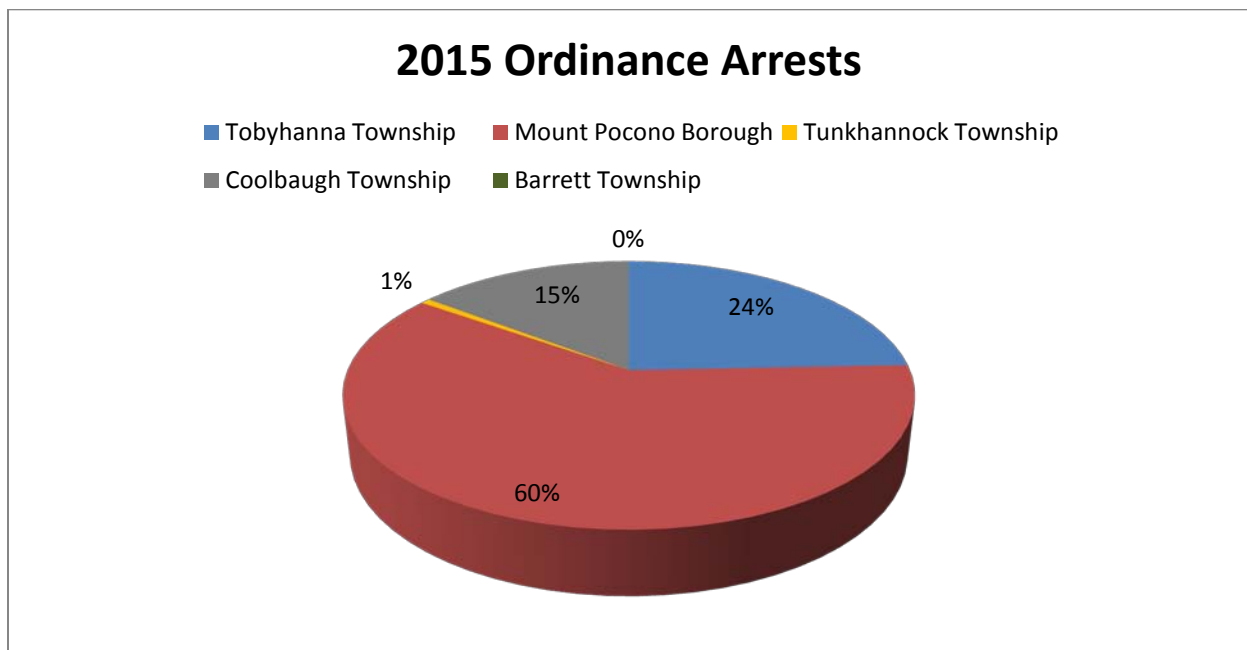
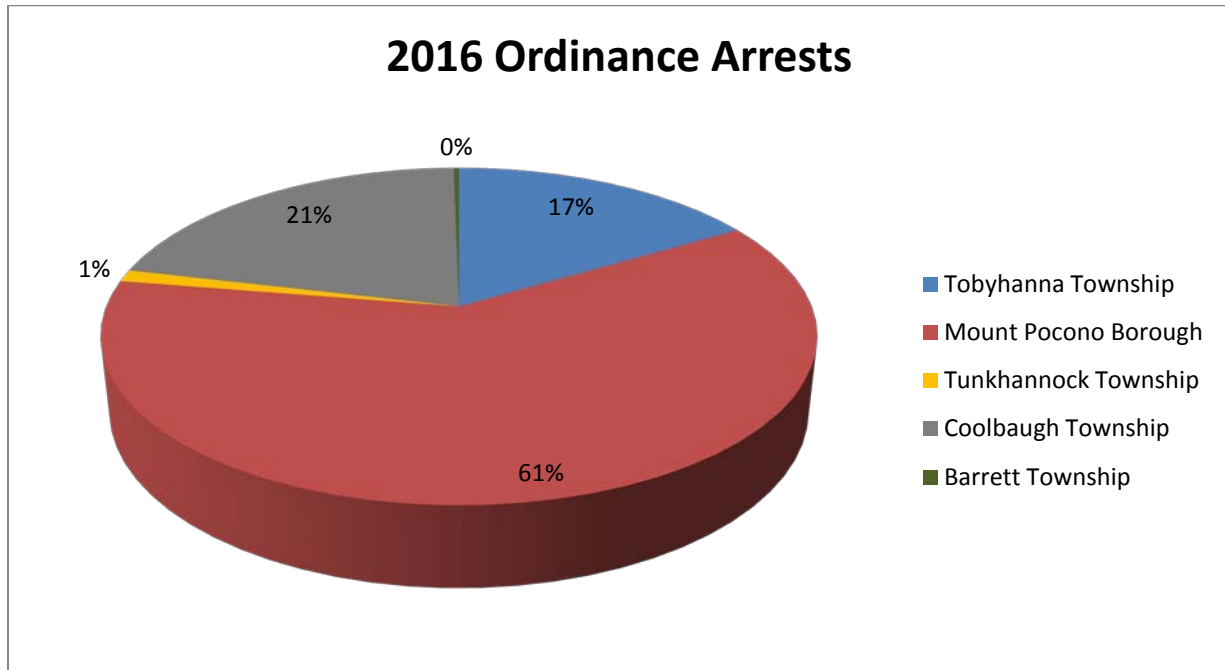


2015 Total Traffic

■ Tobyhanna Township ■ Mount Pocono Borough ■ Tunkhannock Township
■ Coolbaugh Township ■ Barrett Township



Pocono Mountain Regional Police Department 2016 Activity Comparison



2011 – 2016 Total Hours Over / Under Purchased Vs. Actual

| Total | 2011 Actual | Hours Purchased | +/- | 2012 Actual | Hours Purchased | +/- |
|----------|-------------|-----------------|-----|-------------|-----------------|-----|
| Patrol | 22907.5 | | | 18935.8 | | |
| Invest. | 30540.9 | | | 30105.4 | | |
| VASCAR | 985.8 | | | 448.0 | | |
| Court | 3165.4 | | | 2650.3 | | |
| Assigned | 23749.5 | | | 21060.4 | | |
| Totals | 81349 | 81343 | | 73200. | 73200. | |

| Total | 2013 Actual | Hours Purchased | +/- | 2014 Actual | Hours Purchased | +/- |
|----------|-------------|-----------------|-----|-------------|-----------------|-----|
| Patrol | 17204.7 | | | 13724.86 | | |
| Invest. | 28612.7 | | | 23983.16 | | |
| VASCAR | 442.5 | | | 178.20 | | |
| Court | 3014.6 | | | 2350.22 | | |
| Assigned | 22676.6 | | | 26510.56 | | |
| Totals | 71951. | 71951 | | 66747.00 | 66747.00 | |

| Total | 2015 Actual | Hours Purchased | +/- | 2016 Actual | Hours Purchased | +/- |
|----------|-------------|-----------------|-----|-------------|-----------------|-----|
| Patrol | 14365 | | | 20115 | | |
| Invest. | 25196 | | | 26601 | | |
| VASCAR | 136 | | | 167 | | |
| Court | 2508 | | | 2726 | | |
| Assigned | 27489 | | | 23588 | | |
| Totals | 69695 | 69695 | | 73200 | 73200 | |

2011 – 2016 Total Hours Over / Under Purchased Vs. Actual

| Tobyhanna Twp | 2011 Actual | Hours Purchased | +/- | 2012 Actual | Hours Purchased | +/- |
|---------------|-------------|-----------------|------|-------------|-----------------|------|
| Patrol | 9979.6 | | | 9210.3 | | |
| Invest. | 7700.7 | | | 7280.3 | | |
| VASCAR | 499.2 | | | 178.8 | | |
| Court | 902.4 | | | 632.9 | | |
| Assigned | 7789.8 | | | 6928.9 | | |
| Totals | 26871.7 | 26680.5 | +191 | 24231.1 | 24082.8 | +148 |

| Tobyhanna Twp | 2013 Actual | Hours Purchased | +/- | 2014 Actual | Hours Purchased | +/- |
|---------------|-------------|-----------------|------|-------------|-----------------|------|
| Patrol | 6559.4 | | | 6742.58 | | |
| Invest. | 8490.0 | | | 5071.48 | | |
| VASCAR | 160.3 | | | 91 | | |
| Court | 780.4 | | | 506.72 | | |
| Assigned | 7460.6 | | | 8711.37 | | |
| Totals | 23450.6 | 23671.9 | -221 | 21123.15 | 21933.06 | -670 |

| Tobyhanna Twp | 2015 Actual | Hours Purchased | +/- | 2016 Actual | Hours Purchased | +/- |
|---------------|-------------|-----------------|------|-------------|-----------------|-----|
| Patrol | 8559 | | | 9170 | | |
| Invest. | 4974 | | | 5378 | | |
| VASCAR | 97 | | | 49 | | |
| Court | 455 | | | 581 | | |
| Assigned | 8628 | | | 7245 | | |
| Totals | 22713 | 21932 | +781 | 22422 | 22480 | -58 |

2011 – 2016 Total Hours Over / Under Purchased Vs. Actual

| Mount Pocono | 2011 Actual | Hours Purchased | +/- | 2012 Actual | Hours Purchased | +/- |
|-----------------|-------------|-----------------|------|-------------|-----------------|-----|
| Patrol | 2822.5 | | | 1329.3 | | |
| Invest. | 4625.4 | | | 5029.1 | | |
| VASCAR | 114.5 | | | 57.0 | | |
| Court | 438.5 | | | 386.3 | | |
| Assigned | 3134.9 | | | 2780.0 | | |
| Totals | 11135.8 | 10737.3 | +398 | 9581.5 | 9662.4 | -81 |

| Mount Pocono | 2013 Actual | Hours Purchased | +/- | 2014 Actual | Hours Purchased | +/- |
|-----------------|-------------|-----------------|------|-------------|-----------------|------|
| Patrol | 1642.7 | | | 1269.93 | | |
| Invest. | 4311.5 | | | 3962.90 | | |
| VASCAR | 52.0 | | | 26.68 | | |
| Court | 637.5 | | | 500.17 | | |
| Assigned | 2993.3 | | | 3502.04 | | |
| Totals | 9636.9 | 9497.5 | +139 | 9261.72 | 8817 | +559 |

| Mount Pocono | 2015 Actual | Hours Purchased | +/- | 2016 Actual | Hours Purchased | +/- |
|-----------------|-------------|-----------------|------|-------------|-----------------|-----|
| Patrol | 522 | | | 995 | | |
| Invest. | 3792 | | | 4481 | | |
| VASCAR | 10 | | | 11 | | |
| Court | 595 | | | 619 | | |
| Assigned | 3469 | | | 2859 | | |
| Totals | 8388 | 8818 | -430 | 8965 | 8872 | +93 |

2011 – 2016 Total Hours Over / Under Purchased Vs. Actual

| Tunkhannock Twp. | 2011 Actual | Hours Purchased | +/- | 2012 Actual | Hours Purchased | +/- |
|---------------------|-------------|-----------------|-----|-------------|-----------------|-----|
| Patrol | 2151.4 | | | 2161.5 | | |
| Invest. | 4379.6 | | | 3753.3 | | |
| VASCAR | 163.5 | | | 117.3 | | |
| Court | 519.0 | | | 386.8 | | |
| Assigned | 2968.7 | | | 2632.6 | | |
| Totals | 10182.1 | 10167.9 | +14 | 9051.3 | 9150.0 | -99 |

| Tunkhannock Twp. | 2013 Actual | Hours Purchased | +/- | 2014 Actual | Hours Purchased | +/- |
|---------------------|-------------|-----------------|------|-------------|-----------------|------|
| Patrol | 2269.8 | | | 1363.53 | | |
| Invest. | 3929.5 | | | 3409.43 | | |
| VASCAR | 134.0 | | | 28.70 | | |
| Court | 357.0 | | | 315.43 | | |
| Assigned | 2834.6 | | | 3313.82 | | |
| Totals | 9524.8 | 8993.9 | +531 | 8430.91 | 8343 | +208 |

| Tunkhannock Twp. | 2015 Actual | Hours Purchased | +/- | 2016 Actual | Hours Purchased | +/- |
|---------------------|-------------|-----------------|-----|-------------|-----------------|------|
| Patrol | 756 | | | 1395 | | |
| Invest. | 3858 | | | 3189 | | |
| VASCAR | 7 | | | 37 | | |
| Court | 478 | | | 397 | | |
| Assigned | 3282 | | | 2708 | | |
| Totals | 8381 | 8344 | +37 | 7726 | 8403 | -677 |

2011 – 2016 Total Hours Over / Under Purchased Vs. Actual

| Coolbaugh Twp. | 2011 Actual | Hours Purchased | +/- | 2012 Actual | Hours Purchased | +/- |
|----------------|-------------|-----------------|------|-------------|-----------------|-----|
| Patrol | 7954.1 | | | 6234.8 | | |
| Invest. | 13835.2 | | | 14042.8 | | |
| VASCAR | 208.6 | | | 95.0 | | |
| Court | 1305.4 | | | 1244.4 | | |
| Assigned | 9856.0 | | | 8719.0 | | |
| Totals | 33159.4 | 33757.3 | -598 | 30336. | 30304.8 | -32 |

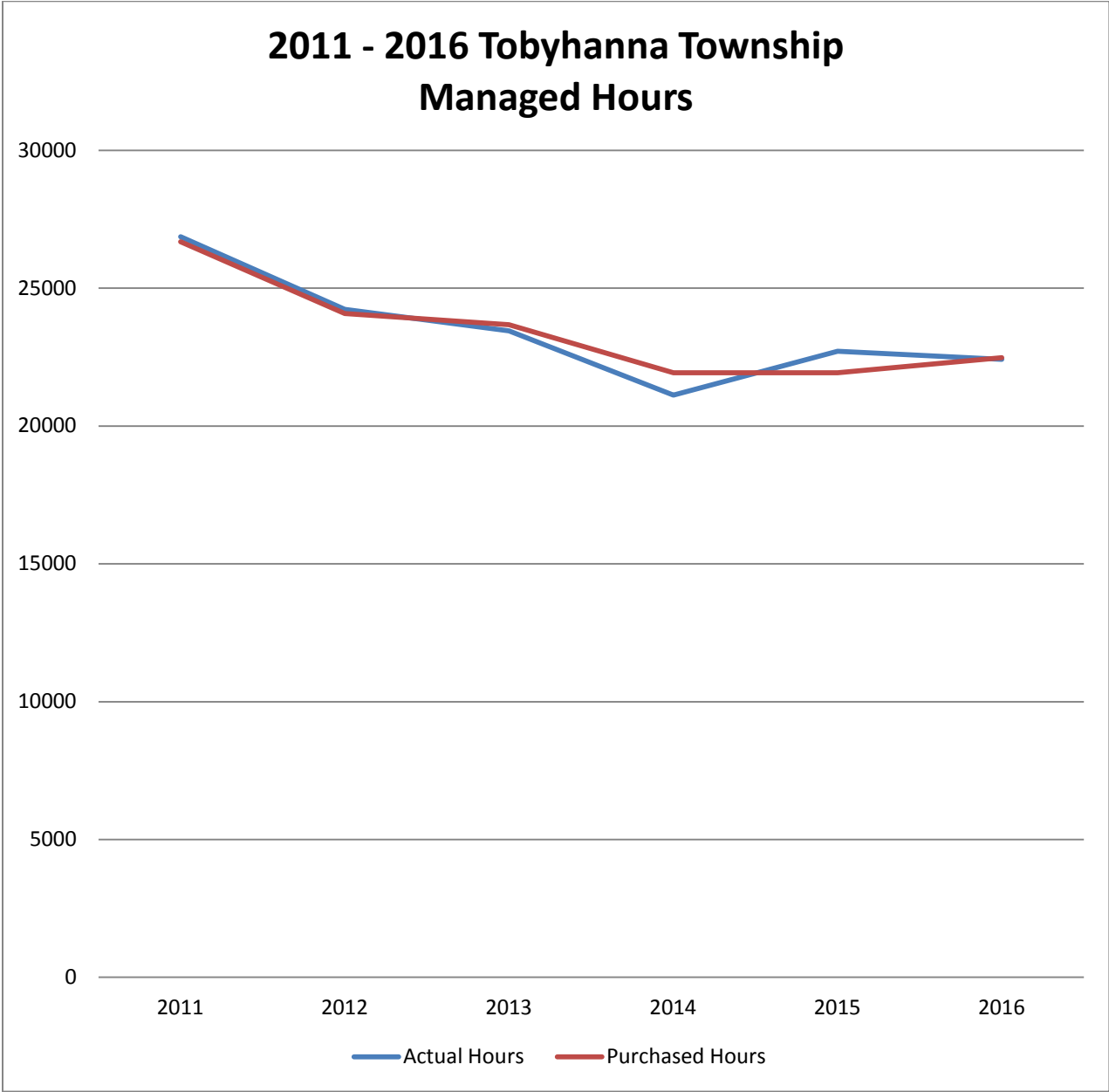
| Coolbaugh Twp. | 2013 Actual | Hours Purchased | +/- | 2014 Actual | Hours Purchased | +/- |
|----------------|-------------|-----------------|------|-------------|-----------------|-----|
| Patrol | 6732.9 | | | 4348.82 | | |
| Invest. | 11881.8 | | | 11539.35 | | |
| VASCAR | 96.3 | | | 31.82 | | |
| Court | 1239.6 | | | 1027.90 | | |
| Assigned | 9388.1 | | | 10983.33 | | |
| Totals | 29338.7 | 29787. | -449 | 27931.22 | 27653 | -98 |

| Coolbaugh Twp. | 2015 Actual | Hours Purchased | +/- | 2016 Actual | Hours Purchased | +/- |
|----------------|-------------|-----------------|------|-------------|-----------------|-------|
| Patrol | 4064 | | | 6404 | | |
| Invest. | 11545 | | | 11638 | | |
| VASCAR | 21 | | | 39 | | |
| Court | 908 | | | 932 | | |
| Assigned | 10879 | | | 8745 | | |
| Totals | 27417 | 27653 | -237 | 27758 | 27135 | + 623 |

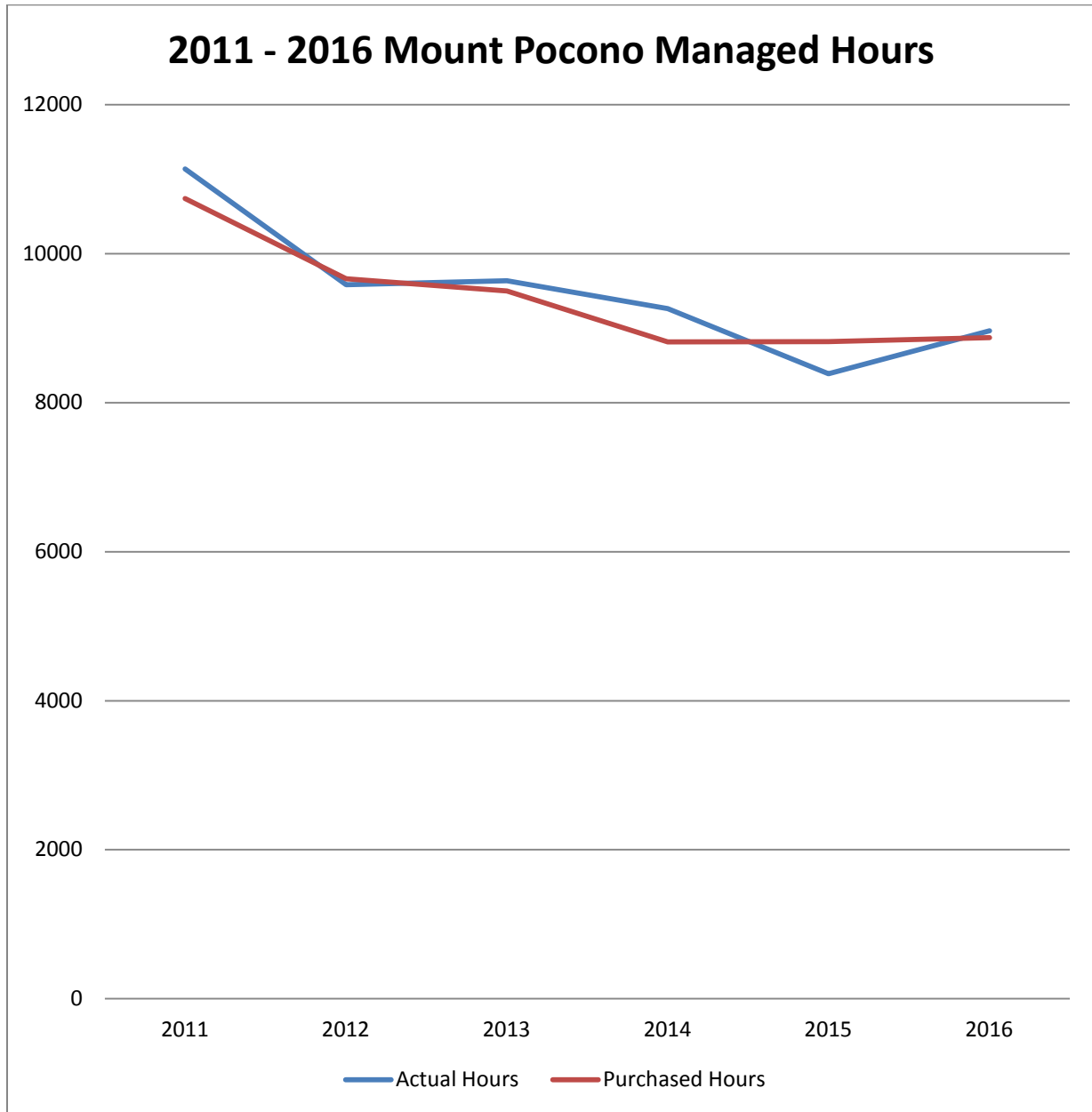
2011 – 2016 Total Hours Over / Under Purchased Vs. Actual

| Barrett Township | 2015 Actual | Hours Purchased | +/- | 2016 Actual | Hours Purchased | +/- |
|---------------------|-------------|-----------------|------|-------------|-----------------|-----|
| Patrol | 465 | | | 2151 | | |
| Invest. | 1027 | | | 1915 | | |
| VASCAR | 0 | | | 31 | | |
| Court | 73 | | | 197 | | |
| Assigned | 1231 | | | 2031 | | |
| Totals | 2796 | 2948 | -152 | 6326 | 6303 | +24 |

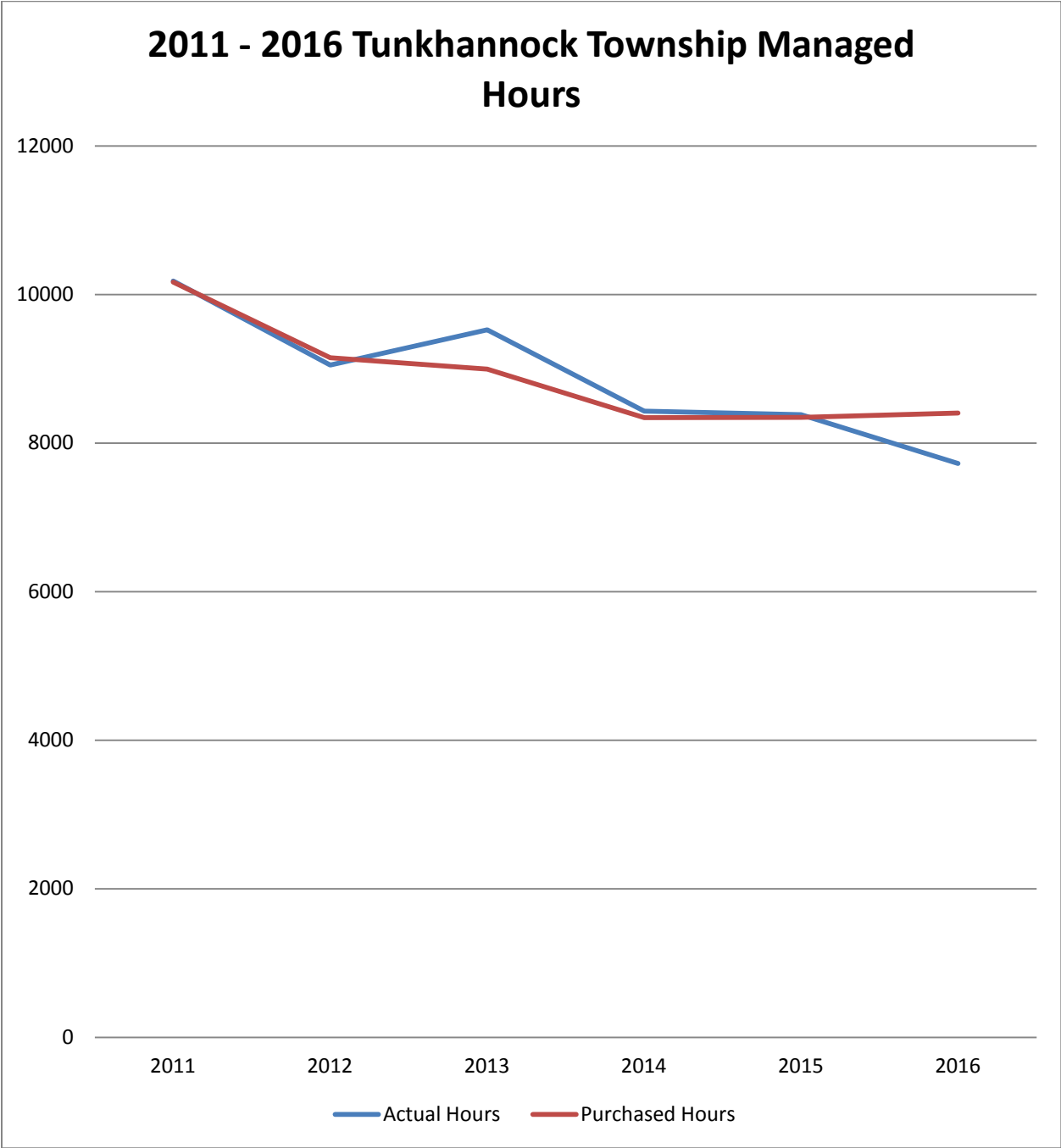
Pocono Mountain Regional Police Purchased Vs. Actual Hours



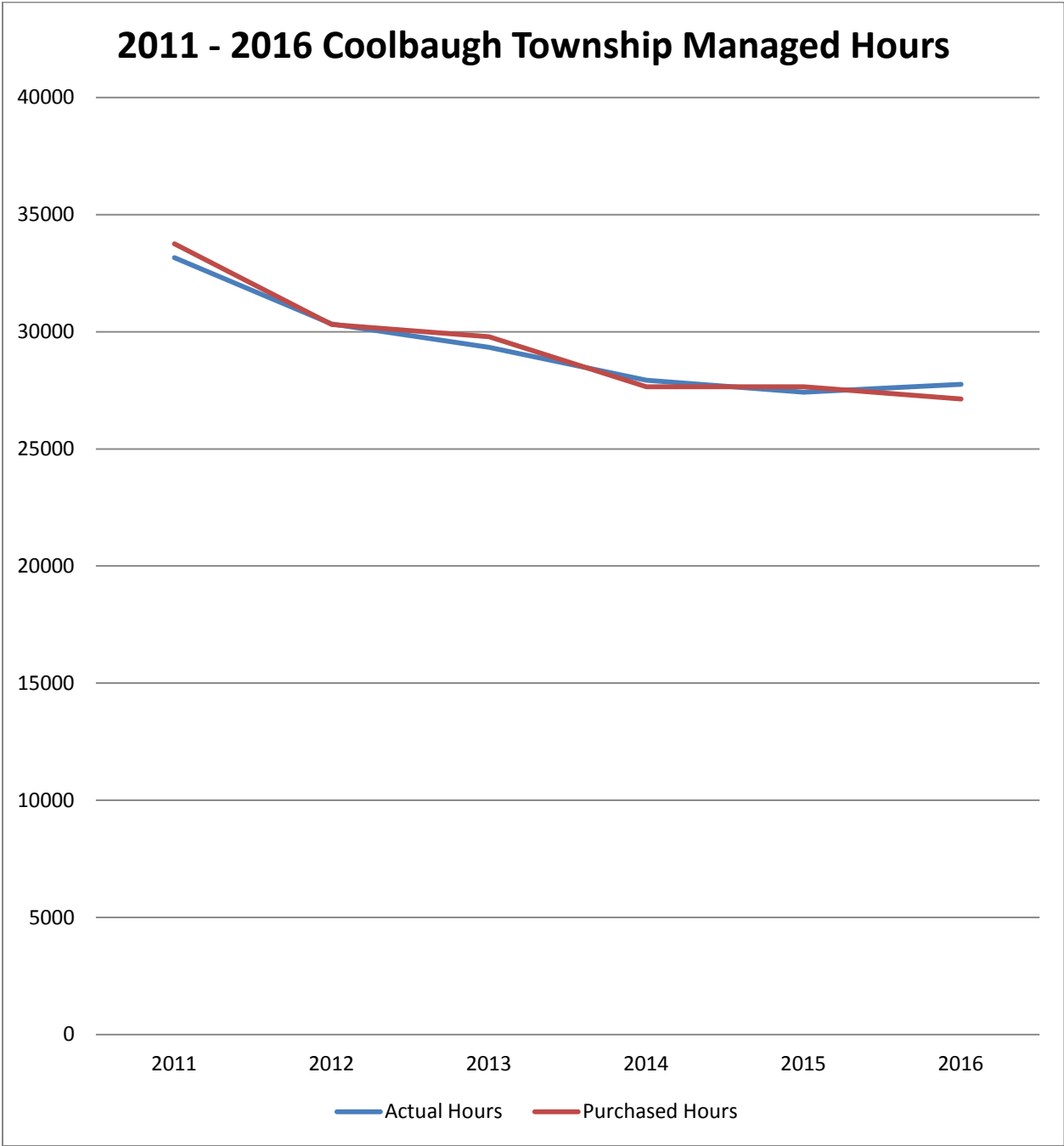
Pocono Mountain Regional Police Purchased Vs. Actual Hours



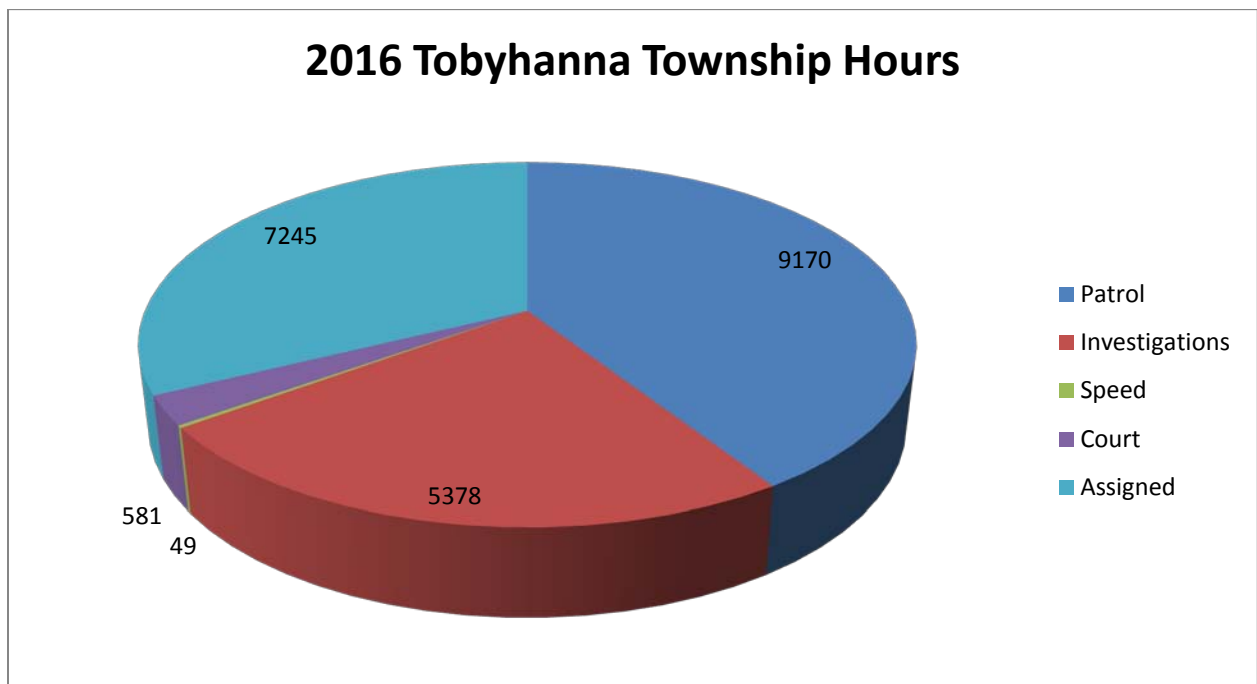
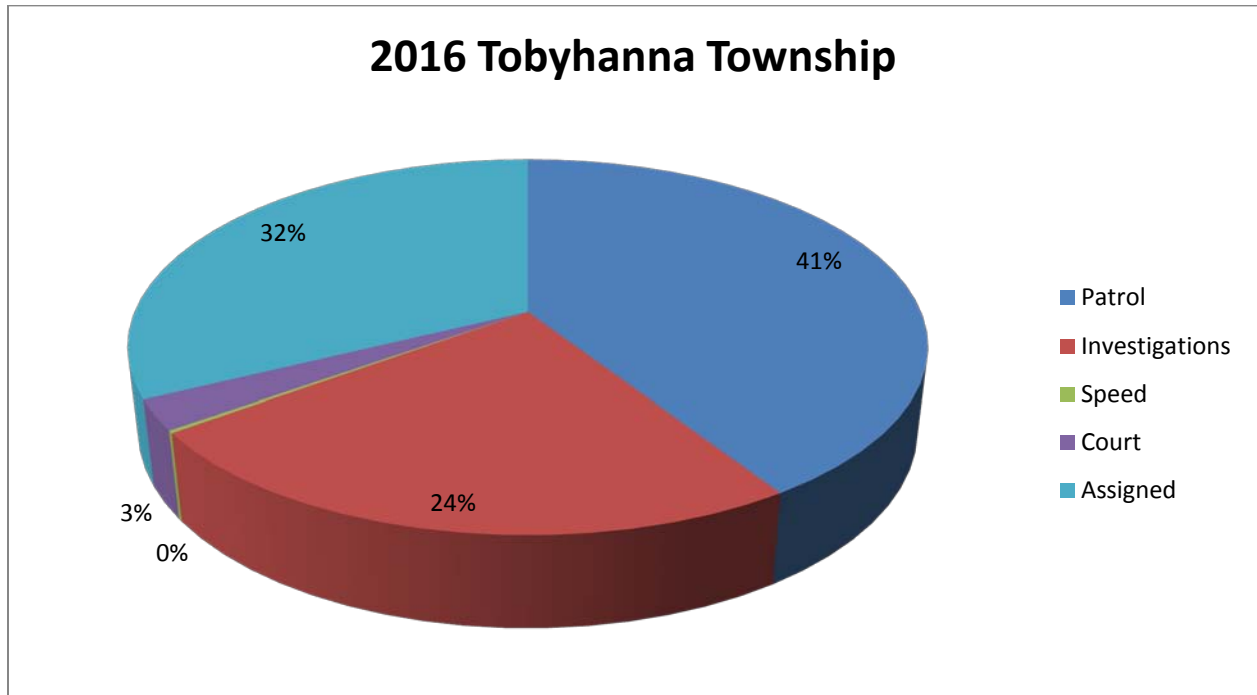
Pocono Mountain Regional Police Purchased Vs. Actual Hours



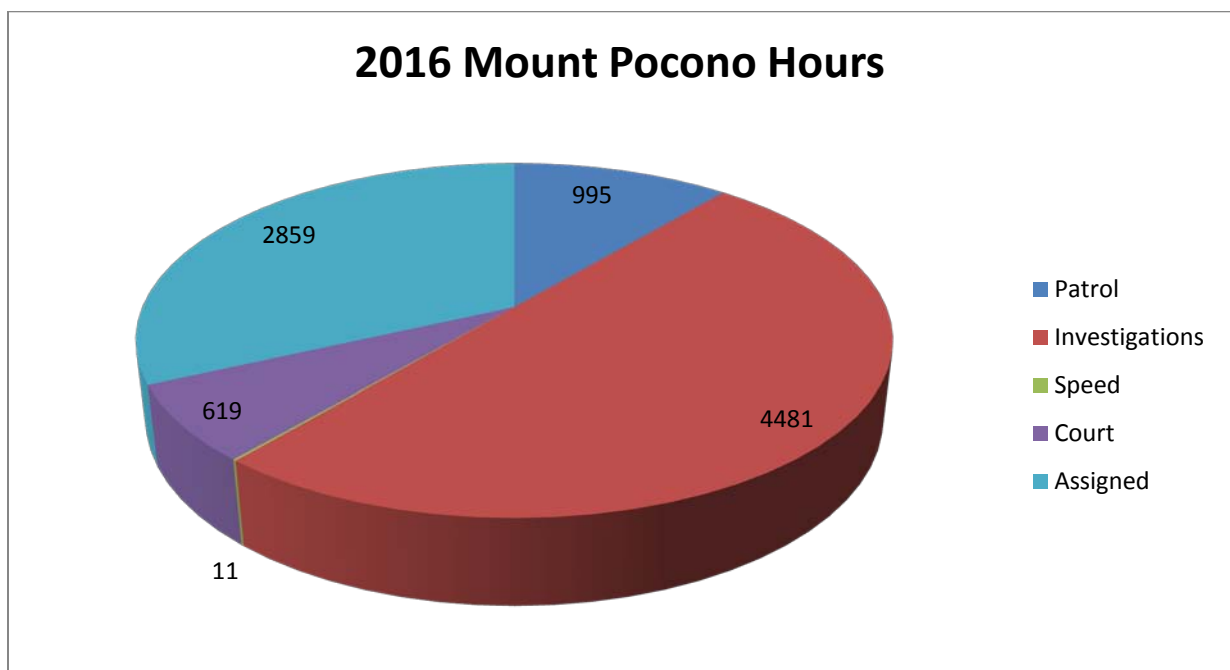
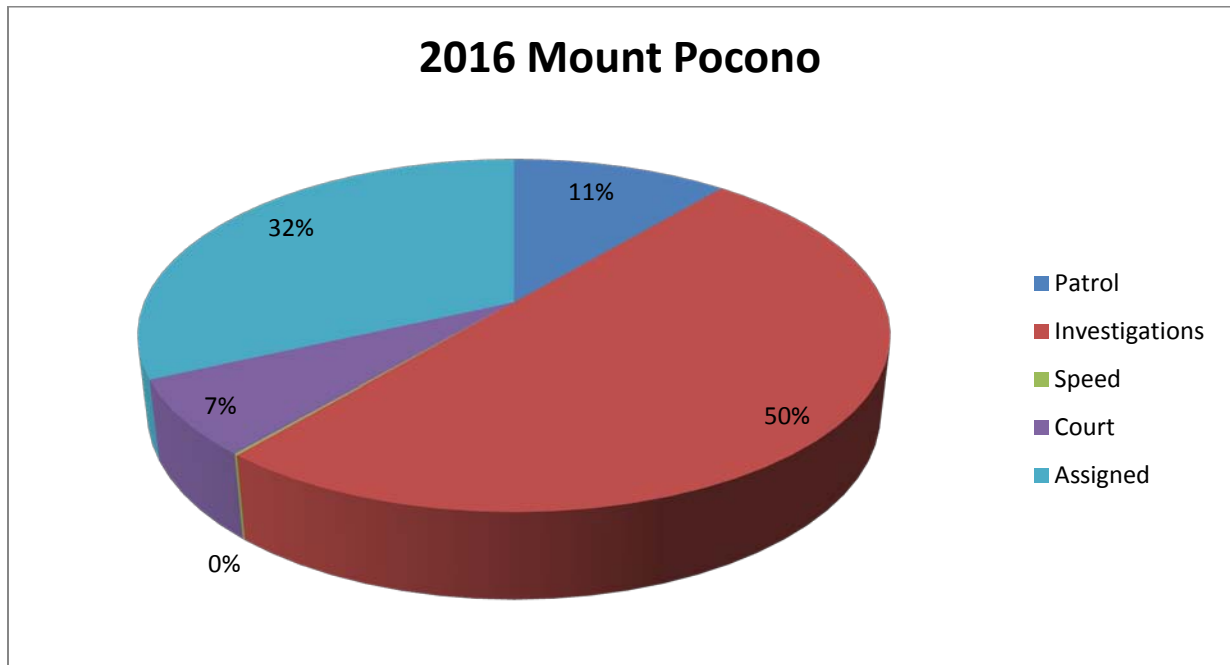
Pocono Mountain Regional Police Purchased Vs. Actual Hours



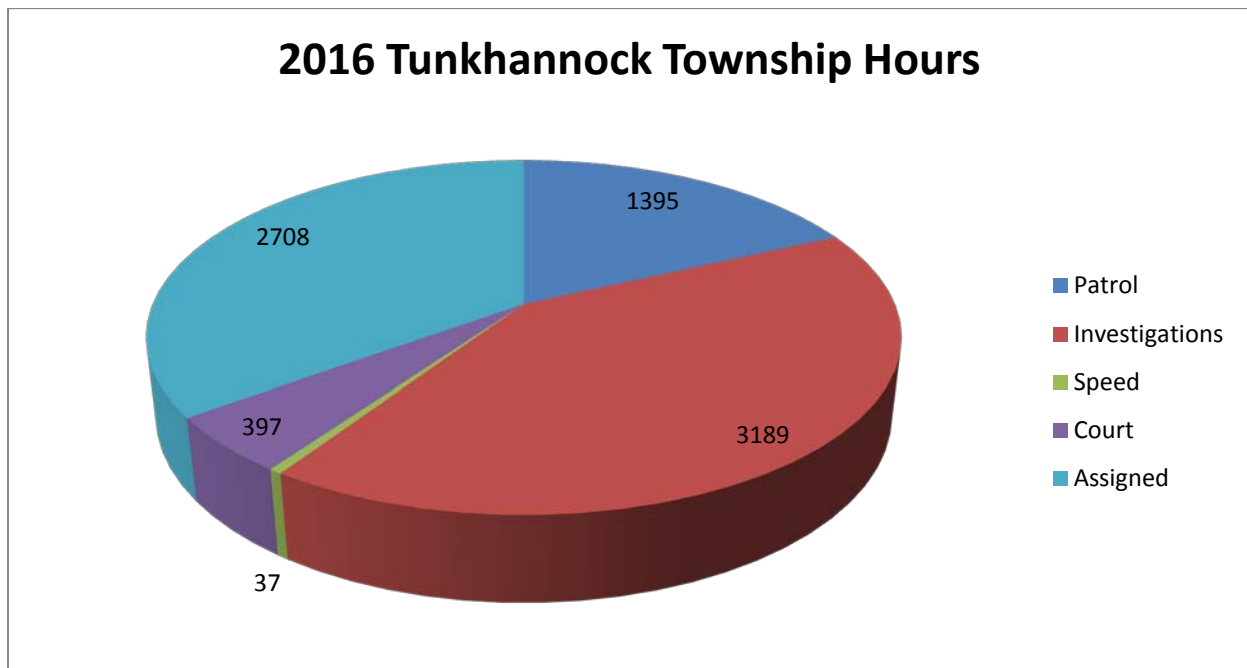
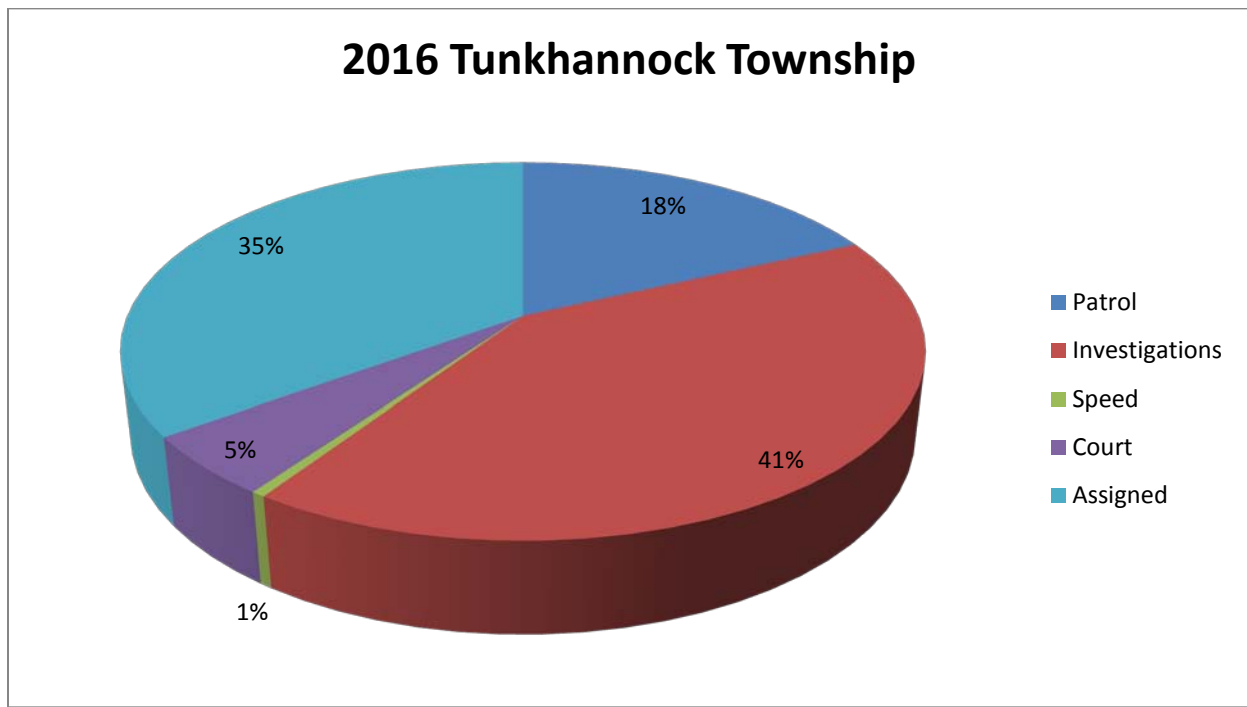
Breakdown of Hours within a Municipality 2016



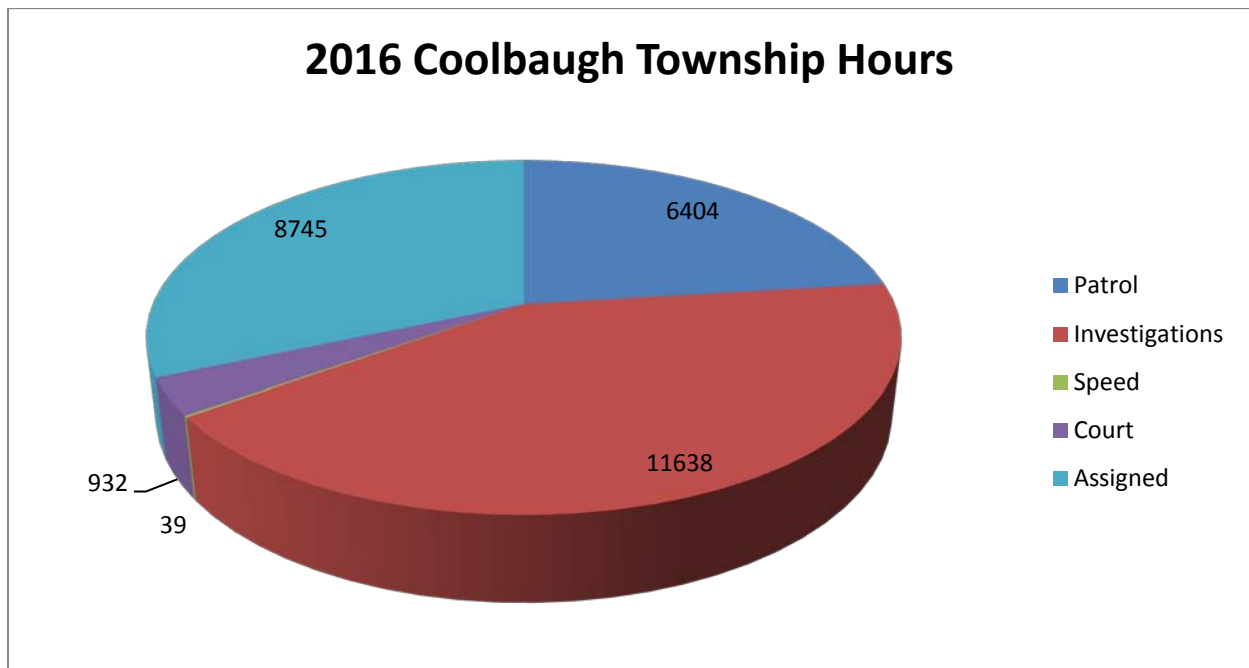
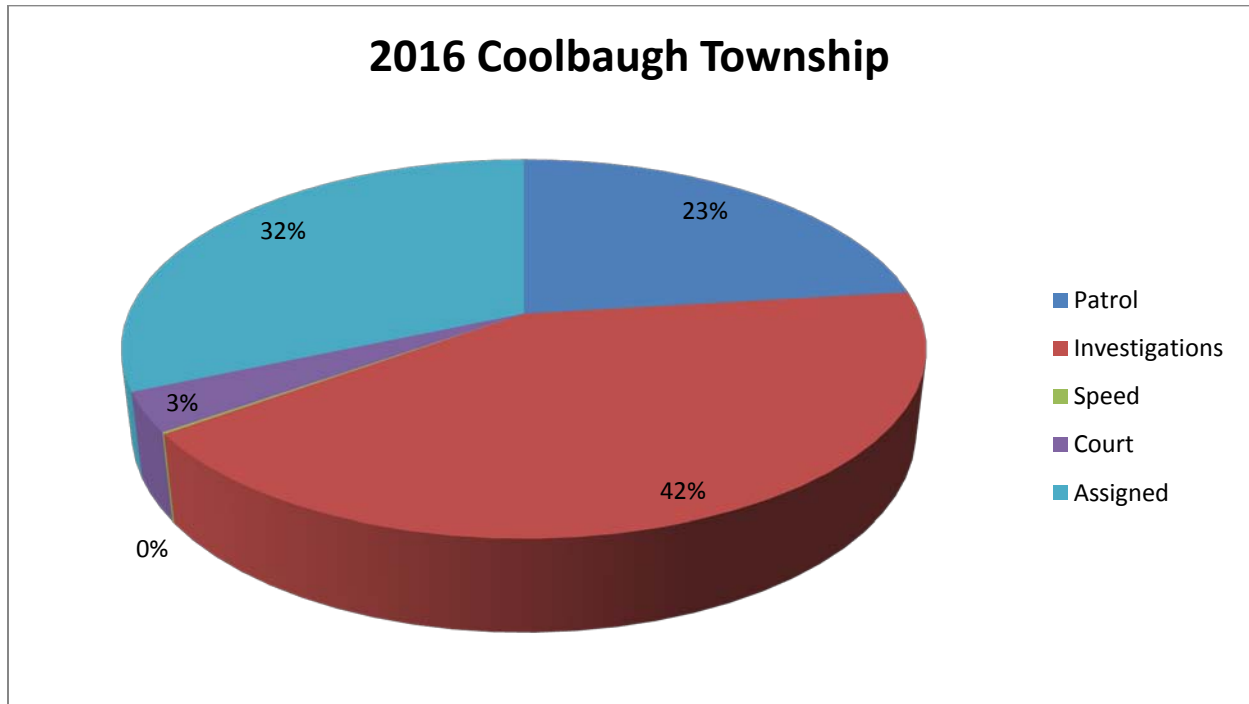
Breakdown of Hours within a Municipality 2016



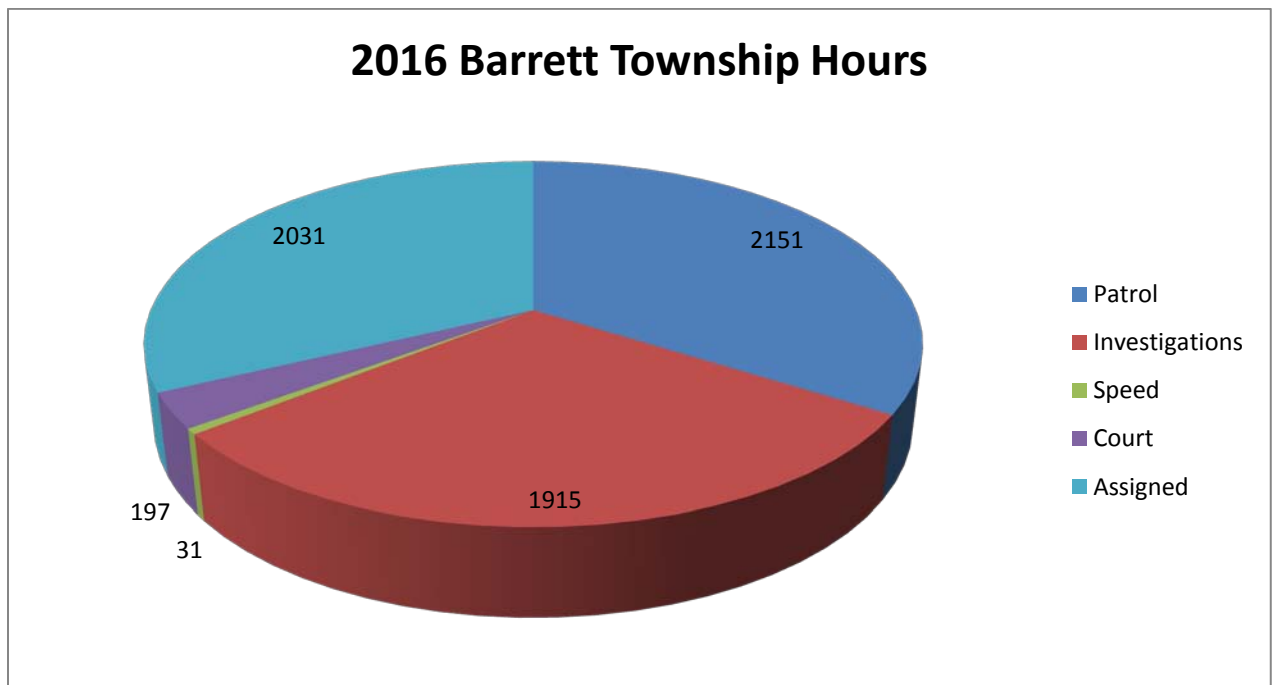
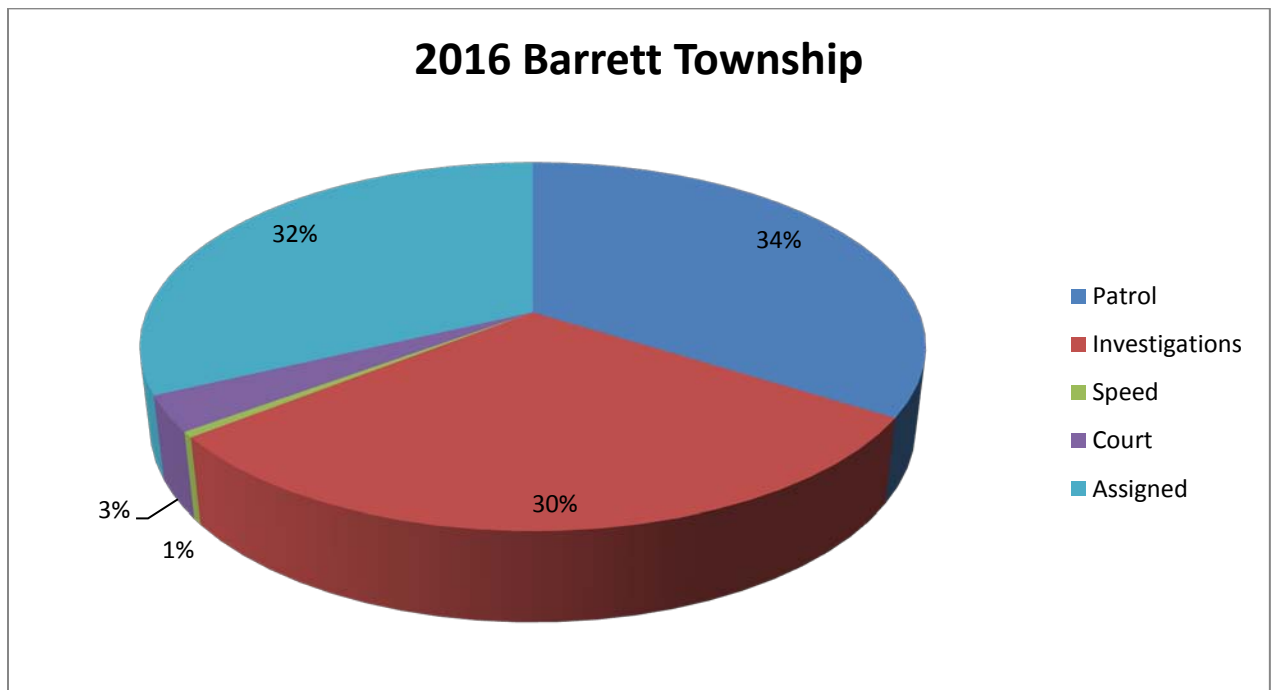
Breakdown of Hours within a Municipality 2015



Breakdown of Hours within a Municipality 2016



Breakdown of Hours within a Municipality 2016



Breakdown of Hours within a Municipality 2016

| | 2009 | % | 2010 | % | 2011 | % | 2012 | % | 2013 | % | 2014 | % | 2015 | % |
|-------------------------|-------|---|-------|---|-------|---|-------|---|-------|---|-------|---|-------|---|
| Complaints Accidents | 16299 | | 16028 | | 13950 | | 13802 | | 12824 | | 11916 | | 12507 | |
| Criminal Arrests | 1871 | | 1930 | | 1683 | | 1505 | | 1236 | | 1183 | | 1315 | |
| Traffic Arrests | 5248 | | 5568 | | 4648 | | 2648 | | 2571 | | 1726 | | 3300 | |
| Traffic Warnings | 4845 | | 5651 | | 3982 | | 2550 | | 1605 | | 1135 | | 1797 | |
| Ordinance Arrests | 144 | | 236 | | 189 | | 139 | | 219 | | 129 | | 480 | |
| Totals | 28407 | | 29413 | | 24452 | | 20644 | | 18455 | | 16040 | | 19399 | |

| | 2016 | |
|-------------------------|-------|--|
| Complaints Accidents | 12957 | |
| Criminal Arrests | 1420 | |
| Traffic Arrests | 3904 | |
| Traffic Warnings | 1892 | |
| Ordinance Arrests | 352 | |
| Totals | 20525 | |

Breakdown of Hours within a Municipality 2016

| Tobyhanna Township | 2009 | % | 2010 | % | 2011 | % | 2012 | % | 2013 | % | 2014 | % | 2015 | % |
|----------------------|------|-----|------|-----|------|-----|------|-----|------|-----|------|-----|------|-----|
| Complaints Accidents | 4406 | 27% | 4404 | 27% | 3817 | 27% | 3823 | 28% | 3563 | 28% | 2857 | 24% | 2992 | 24% |
| Criminal Arrests | 535 | 29% | 522 | 27% | 403 | 24% | 307 | 20% | 353 | 29% | 276 | 23% | 285 | 22% |
| Traffic Arrests | 2054 | 39% | 2018 | 36% | 1901 | 41% | 886 | 33% | 800 | 31% | 478 | 28% | 1440 | 44% |
| Traffic Warnings | 1995 | 41% | 2138 | 38% | 1737 | 44% | 1145 | 45% | 582 | 36% | 457 | 40% | 889 | 49% |
| Ordinance Arrests | 47 | 33% | 42 | 18% | 36 | 19% | 37 | 27% | 28 | 13% | 14 | 11% | 117 | 24% |
| Totals | 9037 | | 9124 | | 7894 | | 6198 | | 5326 | | 4082 | | 5723 | |

| | 2016 | % |
|----------------------|------|-----|
| Complaints Accidents | 2853 | 22% |
| Criminal Arrests | 333 | 23% |
| Traffic Arrests | 1186 | 30% |
| Traffic Warnings | 709 | 37% |
| Ordinance Arrests | 58 | 16% |
| Totals | 5139 | 25% |

Breakdown of Hours within a Municipality 2016

| Mount Pocono Borough | 2009 | % | 2010 | % | 2011 | % | 2012 | % | 2013 | % | 2014 | % | 2015 | % |
|----------------------------|------|-----|------|-----|------|-----|------|-----|------|-----|------|-----|------|-----|
| Complaints Accidents | 2561 | 16% | 2594 | 16% | 2320 | 17% | 2360 | 17% | 2188 | 17% | 2092 | 18% | 2062 | 16% |
| Criminal Arrests | 392 | 21% | 492 | 25% | 381 | 23% | 365 | 24% | 348 | 28% | 311 | 26% | 369 | 28% |
| Traffic Arrests | 1212 | 23% | 1158 | 21% | 1026 | 22% | 544 | 21% | 632 | 25% | 571 | 33% | 732 | 22% |
| Traffic Warnings | 887 | 18% | 1157 | 20% | 860 | 22% | 409 | 16% | 384 | 24% | 296 | 26% | 294 | 16% |
| Ordinance Arrests | 37 | 26% | 85 | 36% | 90 | 48% | 43 | 31% | 130 | 59% | 65 | 50% | 290 | 60% |
| Totals | 5089 | | 5486 | | 4677 | | 3721 | | 3682 | | 3335 | | 3747 | |

| | 2016 | % |
|-------------------------|------|-----|
| Complaints Accidents | 2119 | 16% |
| Criminal Arrests | 341 | 24% |
| Traffic Arrests | 945 | 24% |
| Traffic Warnings | 422 | 22% |
| Ordinance Arrests | 215 | 61% |
| Totals | 4042 | 20% |

Breakdown of Hours within a Municipality 2016

| Tunkhannock Township | 2009 | % | 2010 | % | 2011 | % | 2012 | % | 2013 | % | 2014 | % | 2015 | % |
|----------------------|------|-----|------|-----|------|-----|------|-----|------|-----|------|-----|------|-----|
| Complaints Accidents | 2279 | 14% | 2187 | 14% | 1819 | 13% | 1918 | 14% | 1749 | 14% | 1574 | 13% | 1678 | 13% |
| Criminal Arrests | 256 | 14% | 232 | 12% | 203 | 12% | 204 | 14% | 138 | 11% | 141 | 12% | 202 | 15% |
| Traffic Arrests | 467 | 9% | 892 | 16% | 507 | 11% | 340 | 13% | 399 | 16% | 131 | 8% | 143 | 4% |
| Traffic Warnings | 358 | 7% | 485 | 9% | 326 | 8% | 291 | 11% | 224 | 14% | 98 | 9% | 86 | 5% |
| Ordinance Arrests | 13 | 9% | 4 | 2% | 5 | 3% | 11 | 8% | 1 | 0% | 1 | 1% | 3 | 1% |
| Totals | 3373 | | 3800 | | 2860 | | 2764 | | 2511 | | 1945 | | 2112 | |

| | 2016 | % |
|----------------------|------|------|
| Complaints Accidents | 1588 | 12% |
| Criminal Arrests | 151 | 11% |
| Traffic Arrests | 326 | 8% |
| Traffic Warnings | 103 | 5% |
| Ordinance Arrests | 4 | .11% |
| Totals | 2172 | 11% |

Breakdown of Hours within a Municipality 2016

| Coolbaugh Township | 2009 | % | 2010 | % | 2011 | % | 2012 | % | 2013 | % | 2014 | % | 2015 | % |
|----------------------|-------|-----|-------|-----|------|-----|------|-----|------|-----|------|-----|------|-----|
| Complaints Accidents | 7053 | 43% | 6843 | 43% | 5994 | 43% | 5701 | 41% | 5324 | 42% | 5344 | 45% | 5216 | 42% |
| Criminal Arrests | 688 | 36% | 684 | 35% | 696 | 41% | 629 | 42% | 397 | 32% | 455 | 38% | 424 | 32% |
| Traffic Arrests | 1515 | 29% | 1500 | 27% | 1214 | 26% | 878 | 33% | 740 | 29% | 546 | 32% | 877 | 27% |
| Traffic Warnings | 1605 | 34% | 1871 | 33% | 1059 | 27% | 705 | 28% | 415 | 26% | 284 | 25% | 490 | 27% |
| Ordinance Arrests | 47 | 32% | 105 | 44% | 58 | 31% | 48 | 35% | 60 | 27% | 49 | 38% | 70 | 15% |
| Totals | 10908 | | 11003 | | 9021 | | 7961 | | 6936 | | 6678 | | 7077 | |

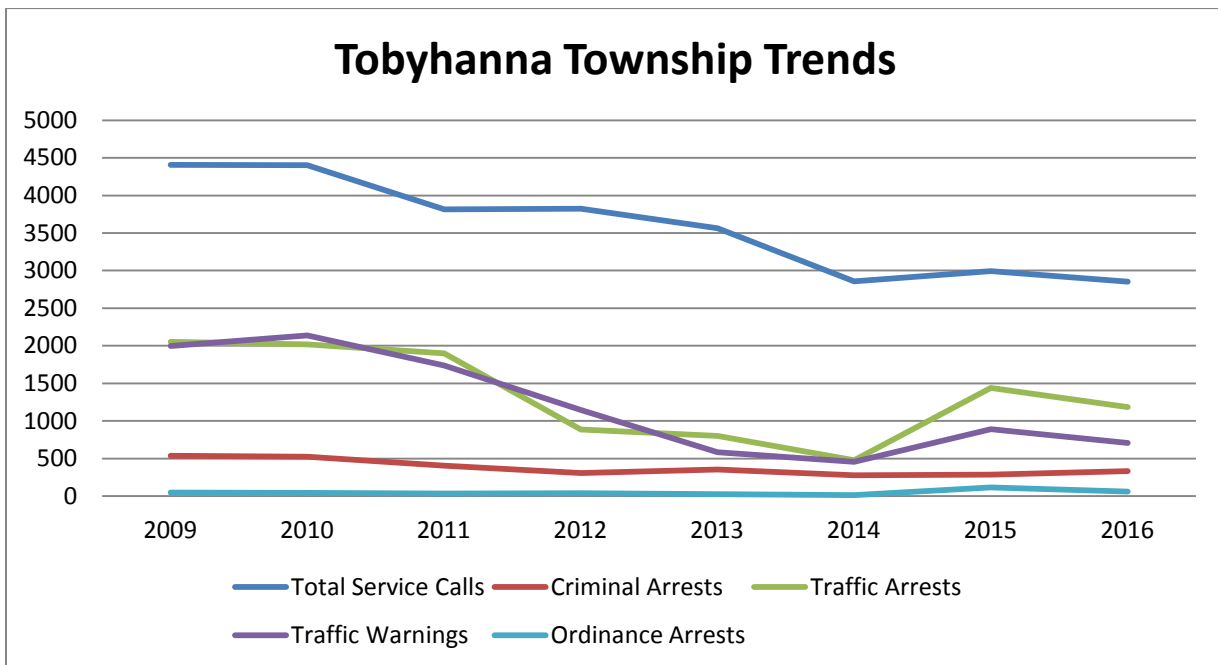
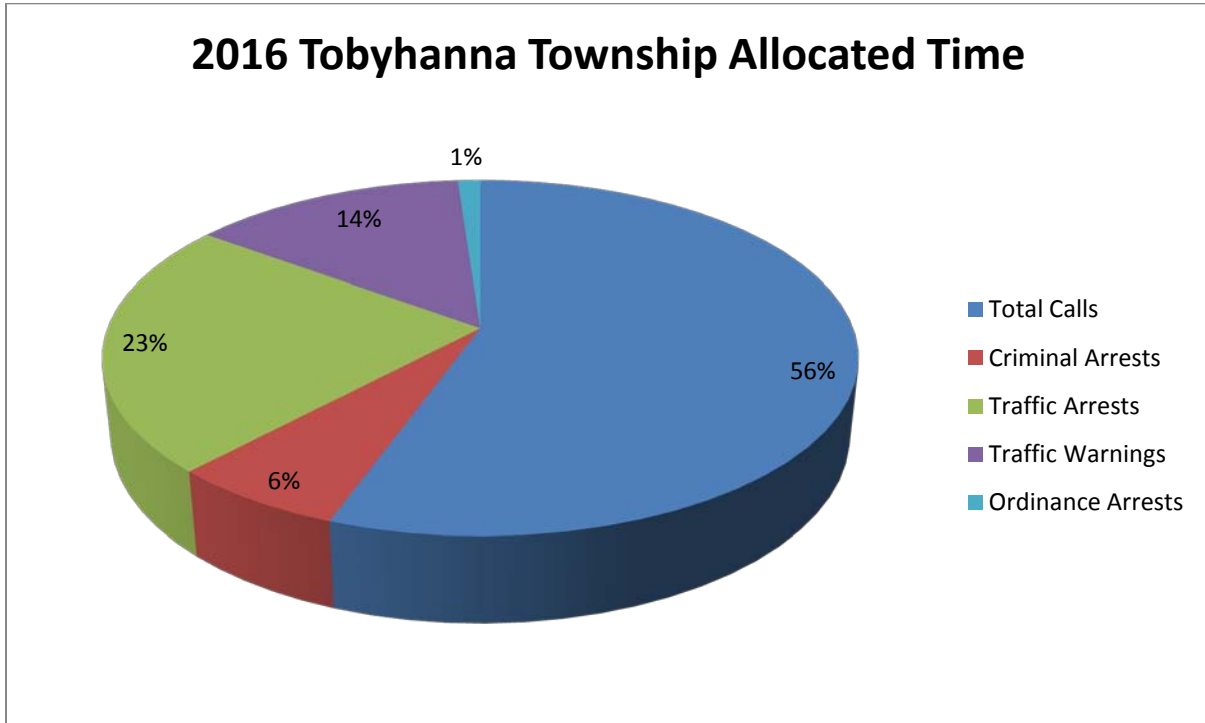
| | 2016 | % |
|----------------------|------|-----|
| Complaints Accidents | 5278 | 41% |
| Criminal Arrests | 459 | 32% |
| Traffic Arrests | 1172 | 30% |
| Traffic Warnings | 545 | 29% |
| Ordinance Arrests | 74 | 21% |
| Totals | 7528 | 37% |

Breakdown of Hours within a Municipality 2016

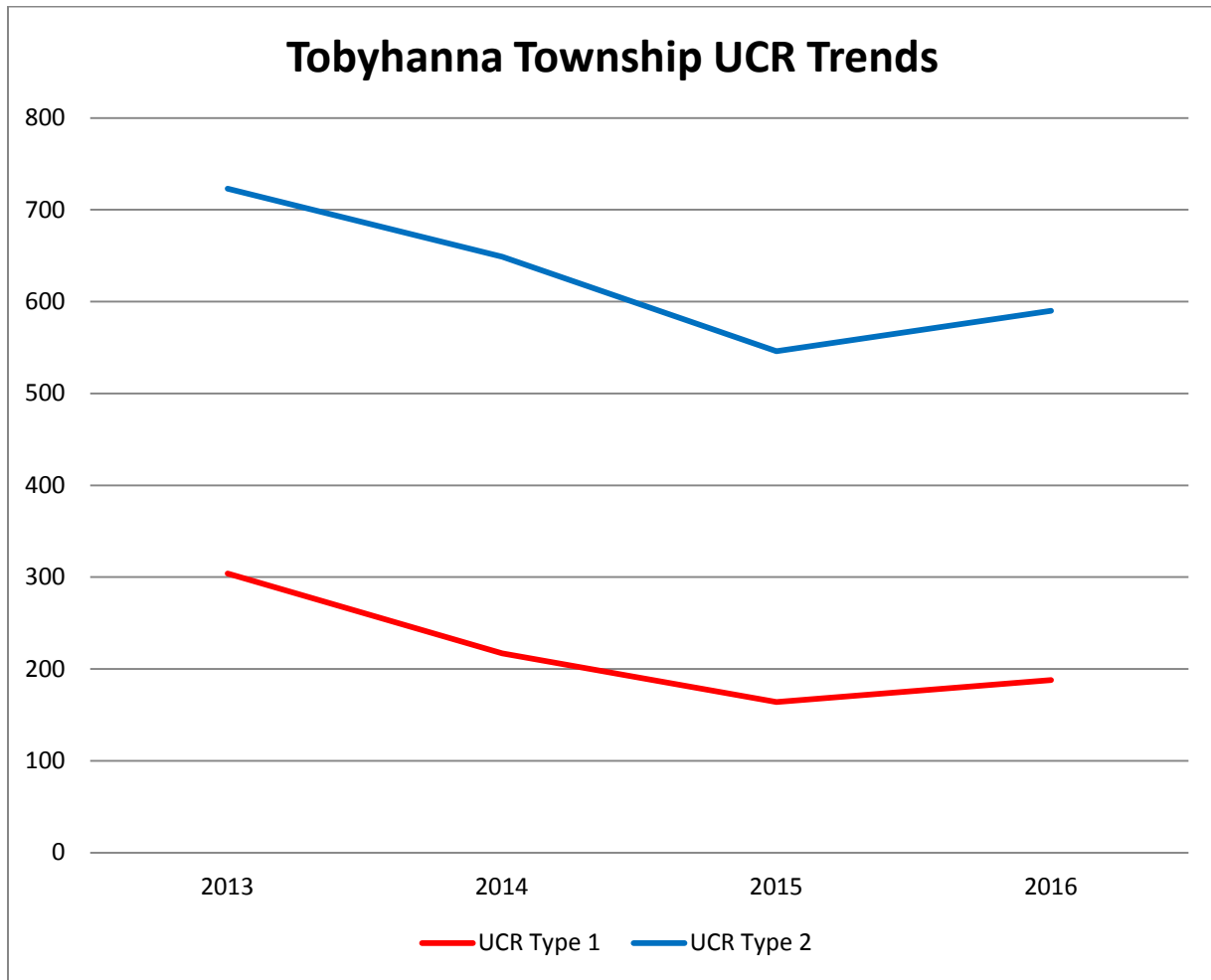
| Barrett Township | 2009 | % | 2010 | % | 2011 | % | 2012 | % | 2013 | % | 2014 | % | 2015 | % |
|-------------------------|------|---|------|---|------|---|------|---|------|---|------|---|------|----|
| Complaints Accidents | | | | | | | | | | | | | 510 | 4% |
| Criminal Arrests | | | | | | | | | | | | | 35 | 3% |
| Traffic Arrests | | | | | | | | | | | | | 108 | 3% |
| Traffic Warnings | | | | | | | | | | | | | 38 | 2% |
| Ordinance Arrests | | | | | | | | | | | | | 0 | 0 |
| Totals | | | | | | | | | | | | | 691 | |

| | 2016 | % |
|-------------------------|------|------|
| Complaints Accidents | 1086 | 8% |
| Criminal Arrests | 132 | 9% |
| Traffic Arrests | 275 | 7% |
| Traffic Warnings | 113 | 6% |
| Ordinance Arrests | 1 | .28% |
| Totals | 1607 | 8% |

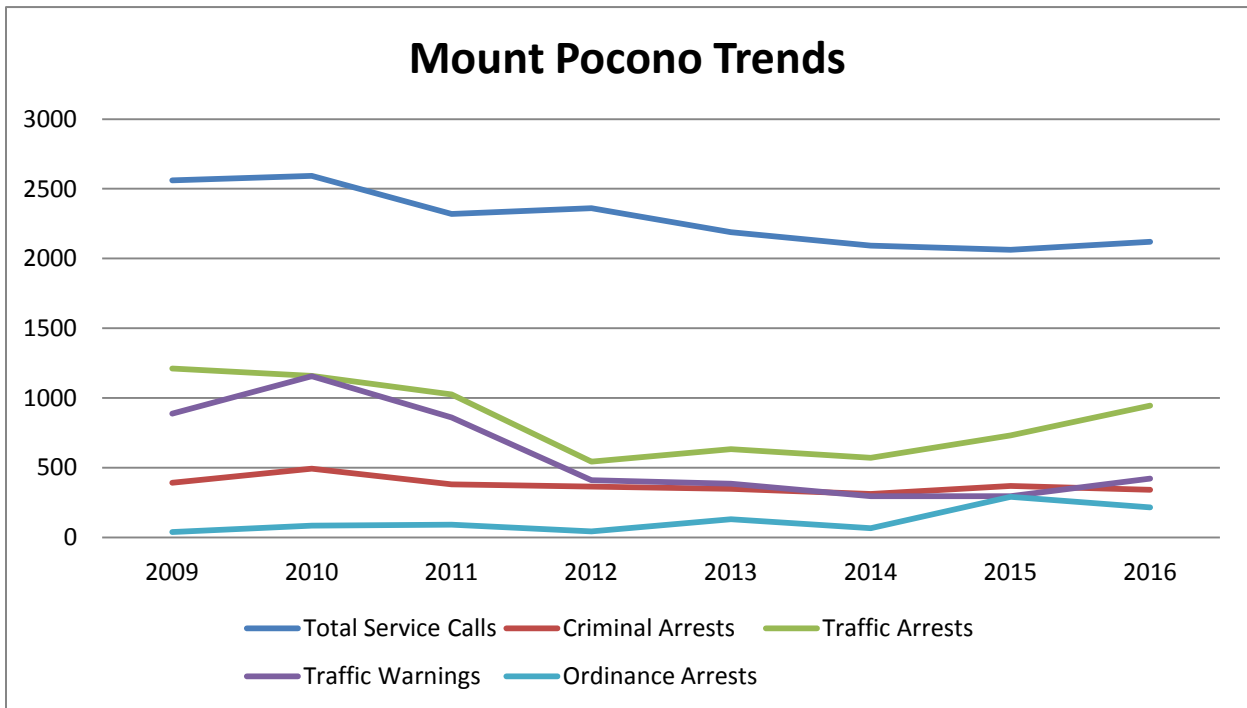
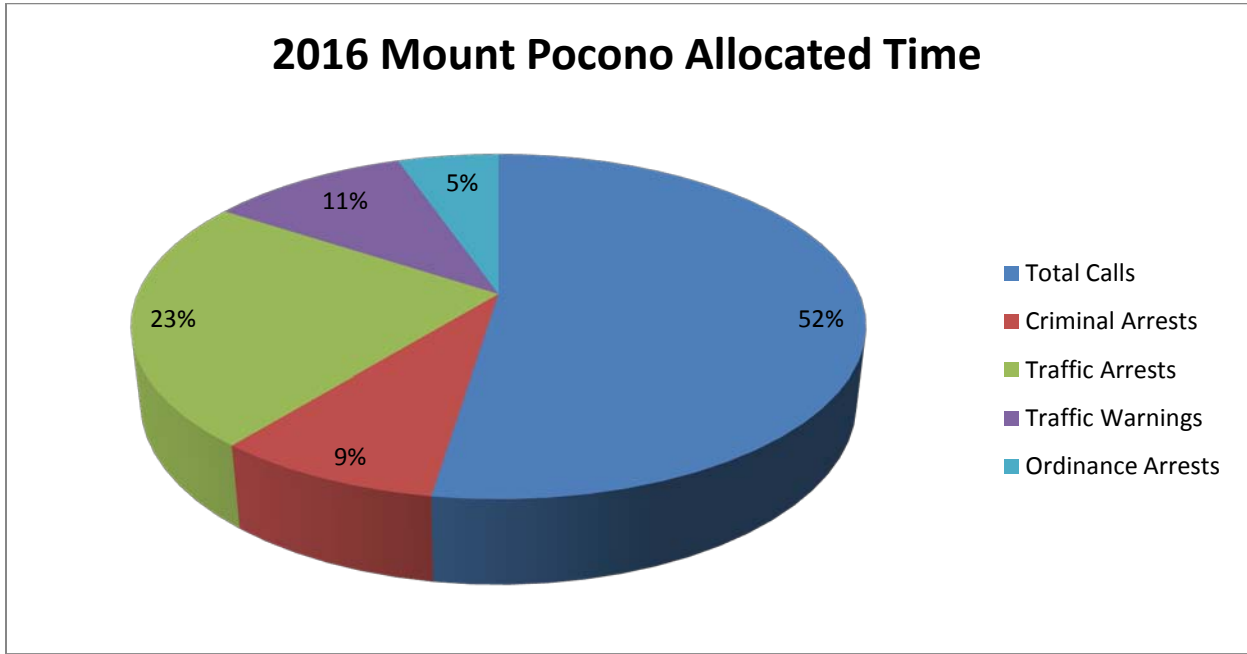
Allocated Time and Trends 2016



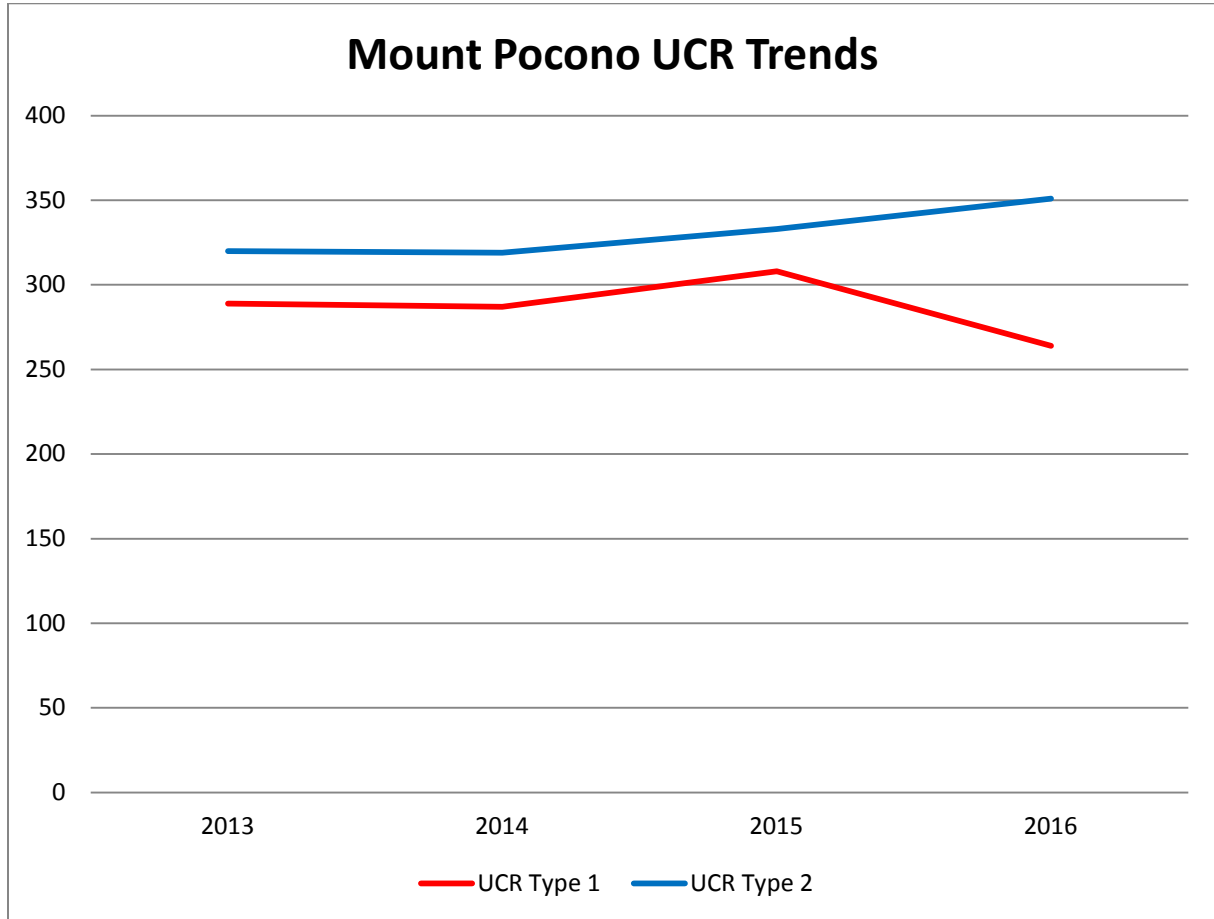
Allocated Time and Trends 2016



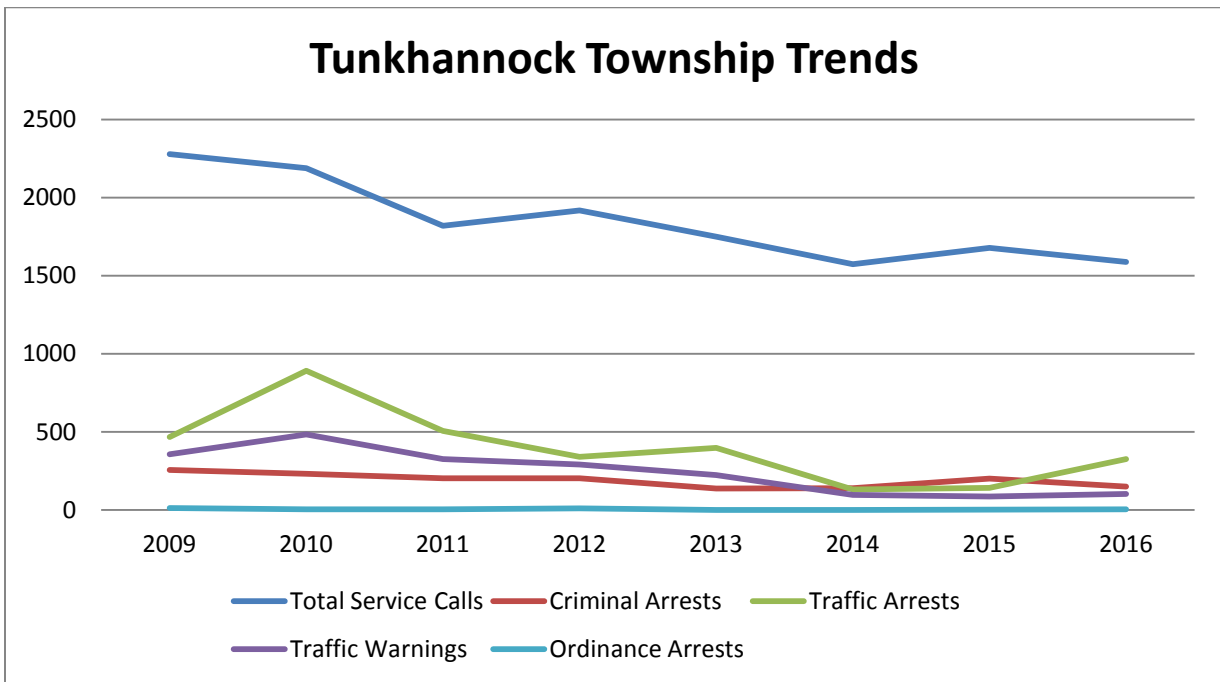
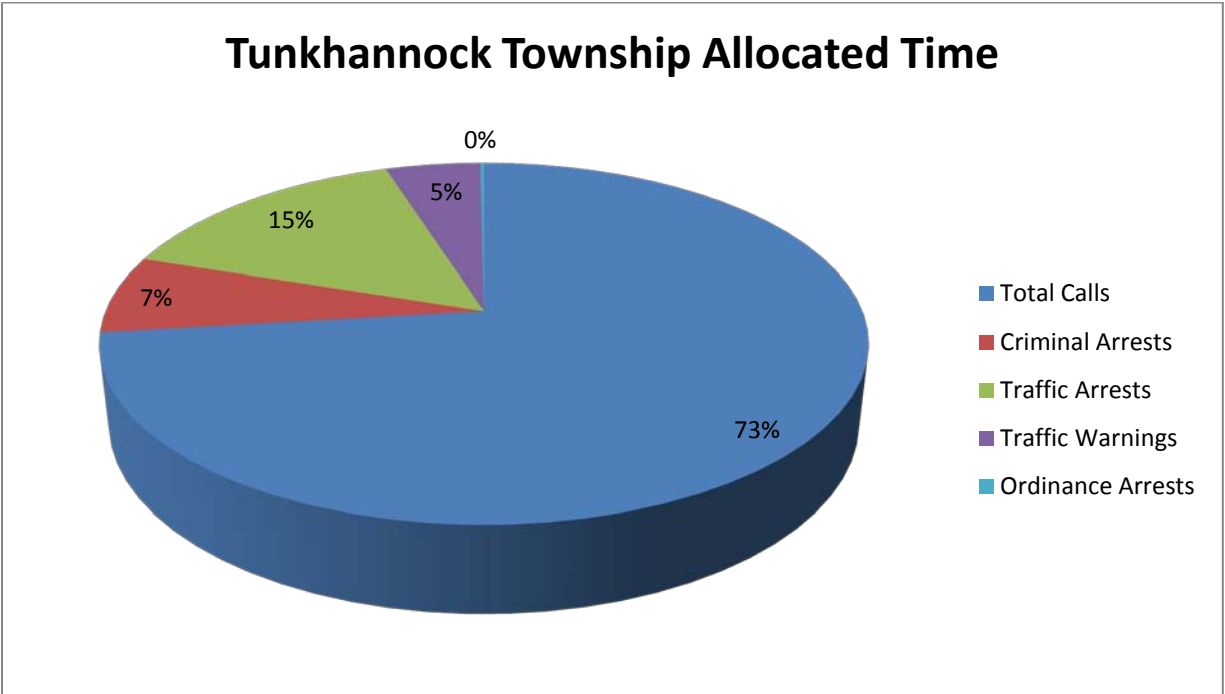
Allocated Time and Trends 2016



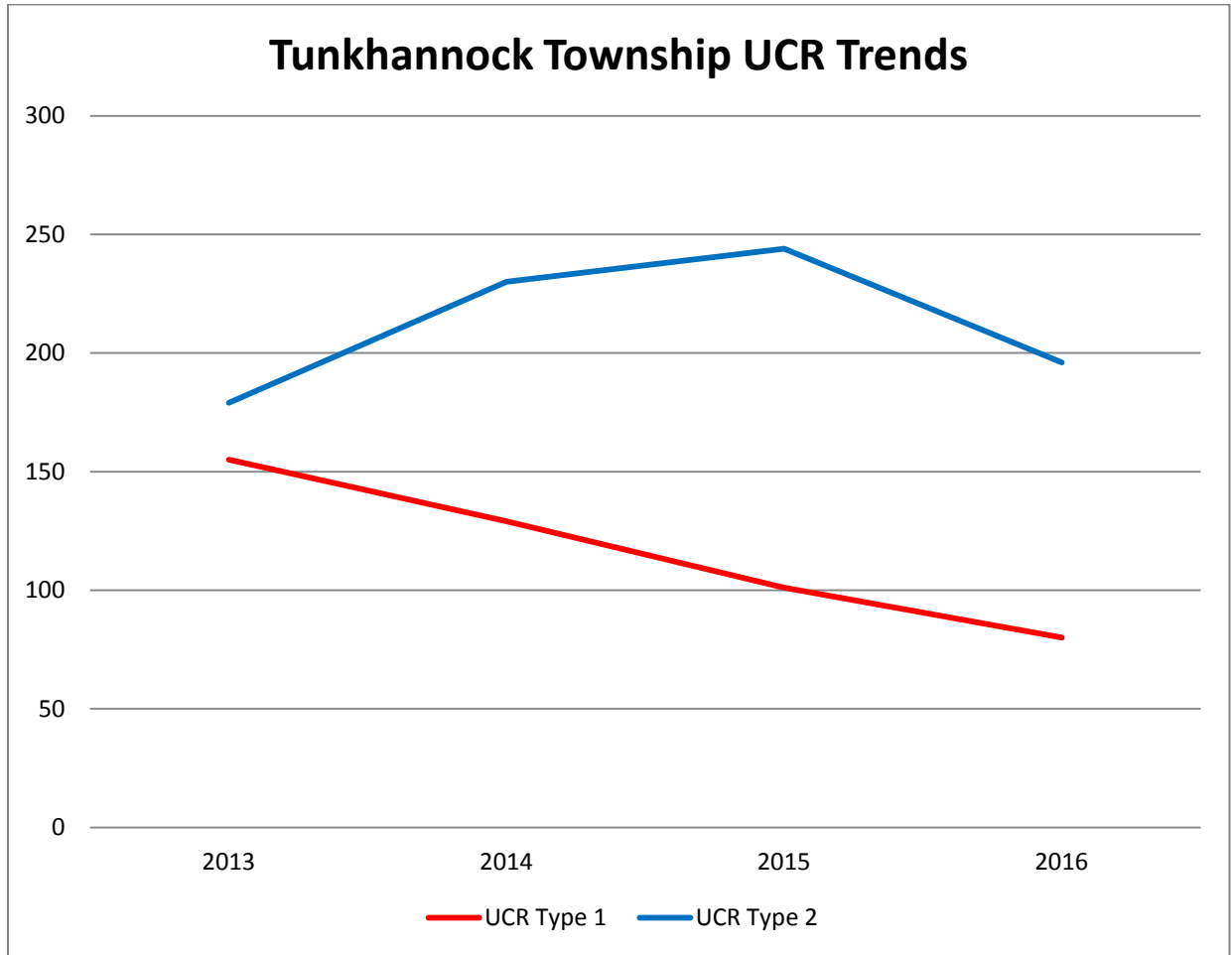
Allocated Time and Trends 2016



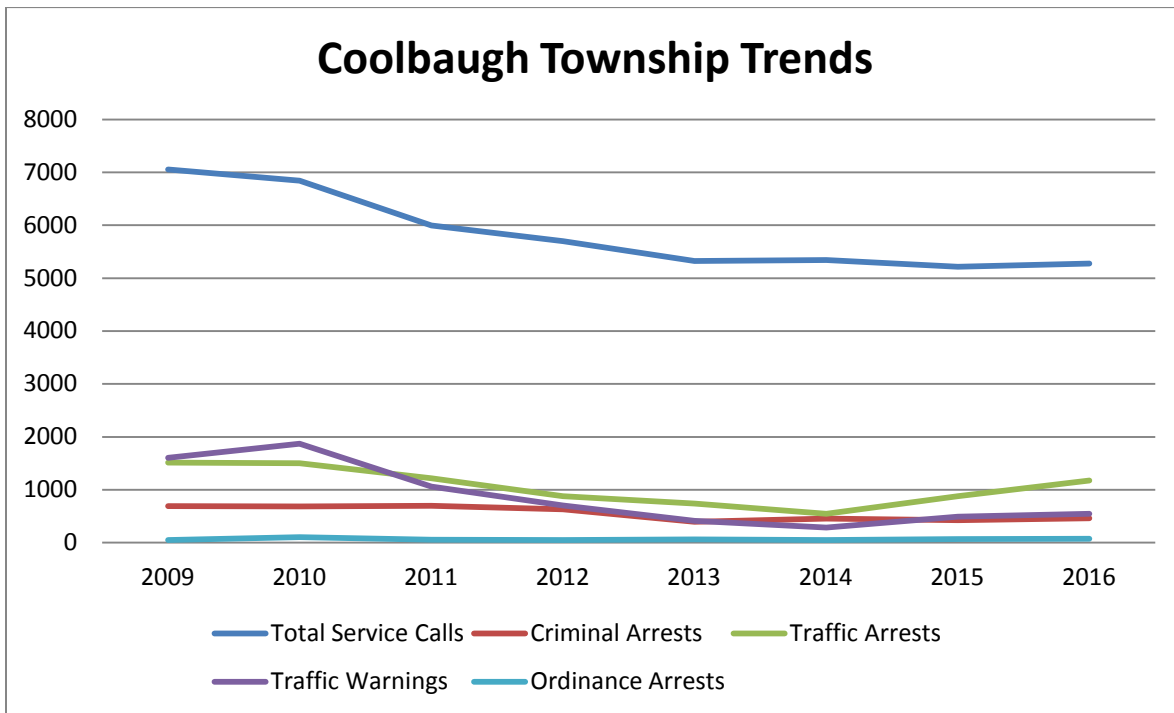
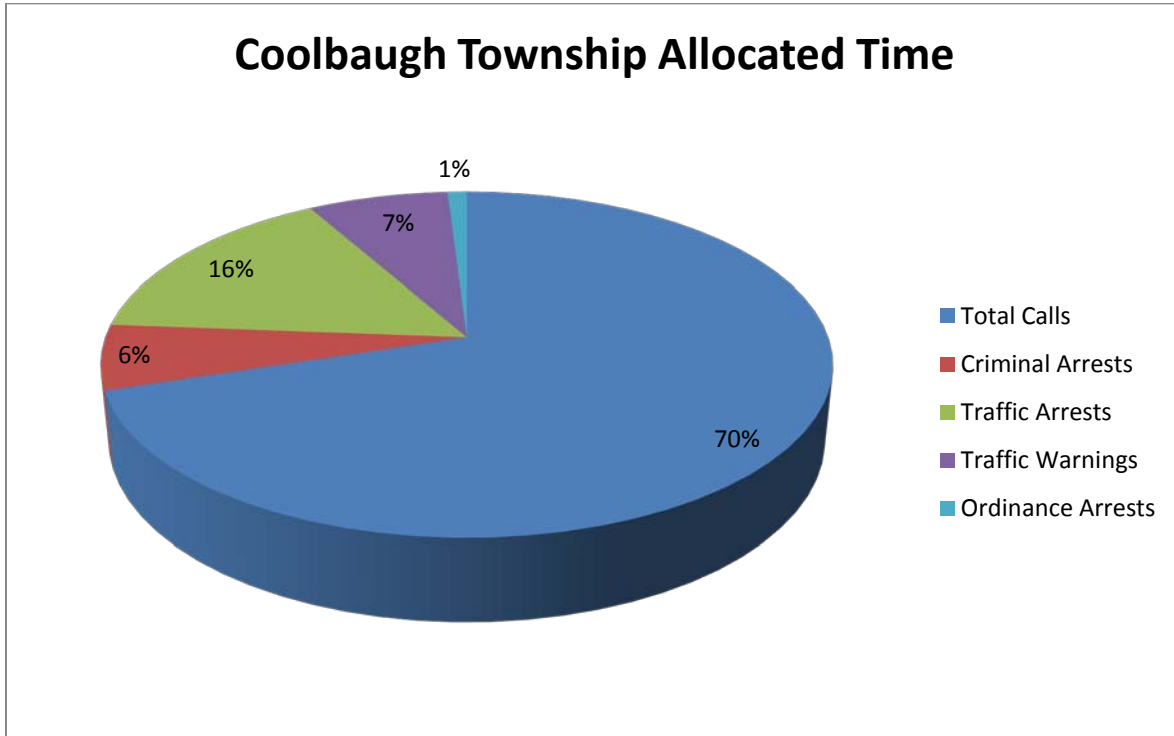
Allocated Time and Trends 2016



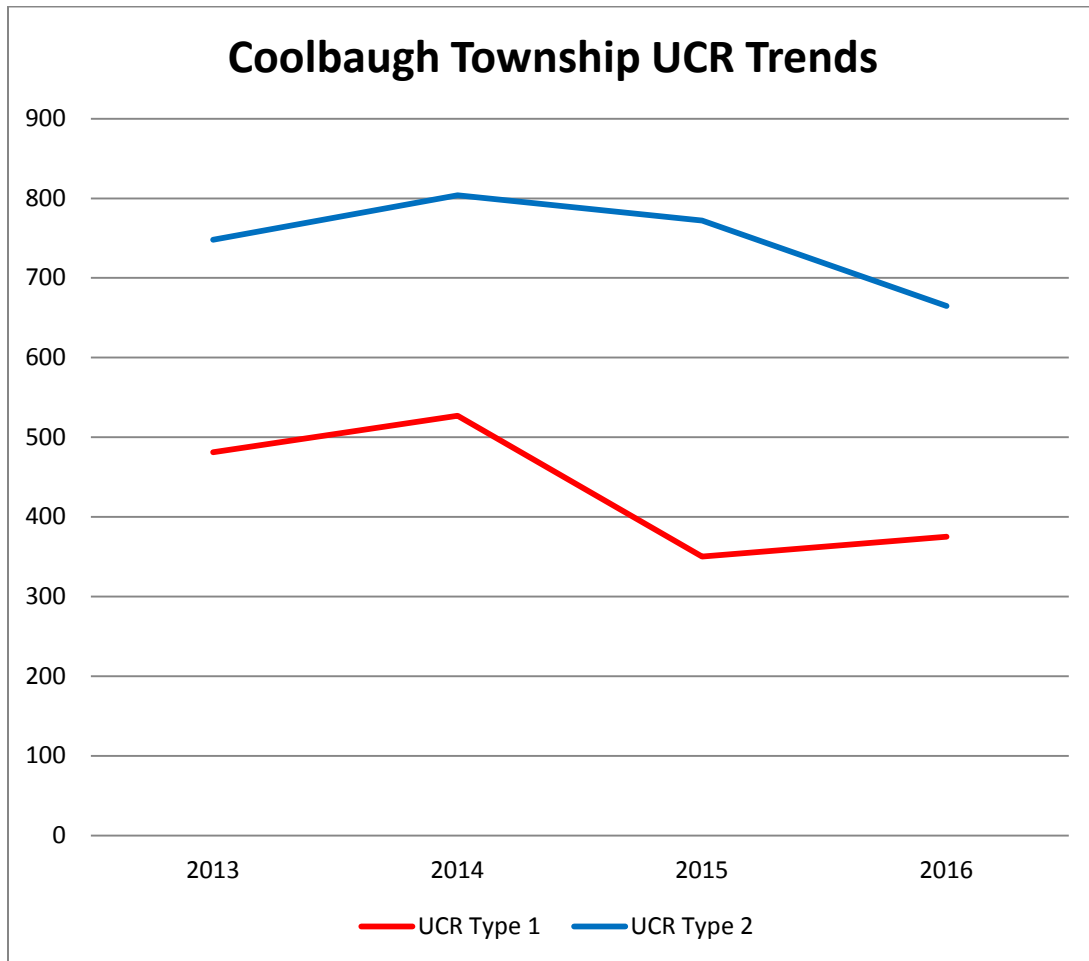
Allocated Time and Trends 2016



Allocated Time and Trends 2016

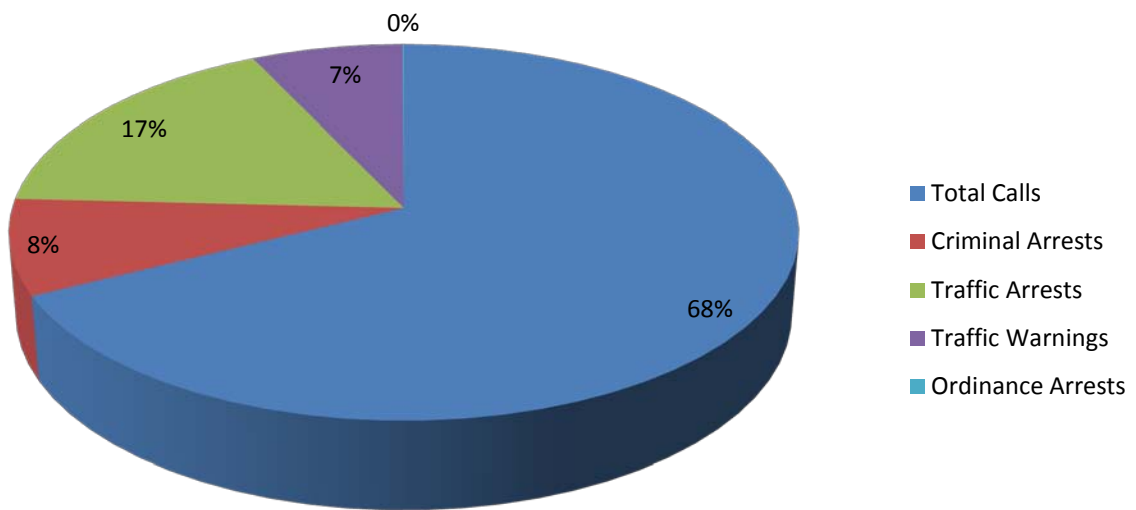


Allocated Time and Trends 2016



Allocated Time and Trends 2016

2016 Barrett Township Allocated Time

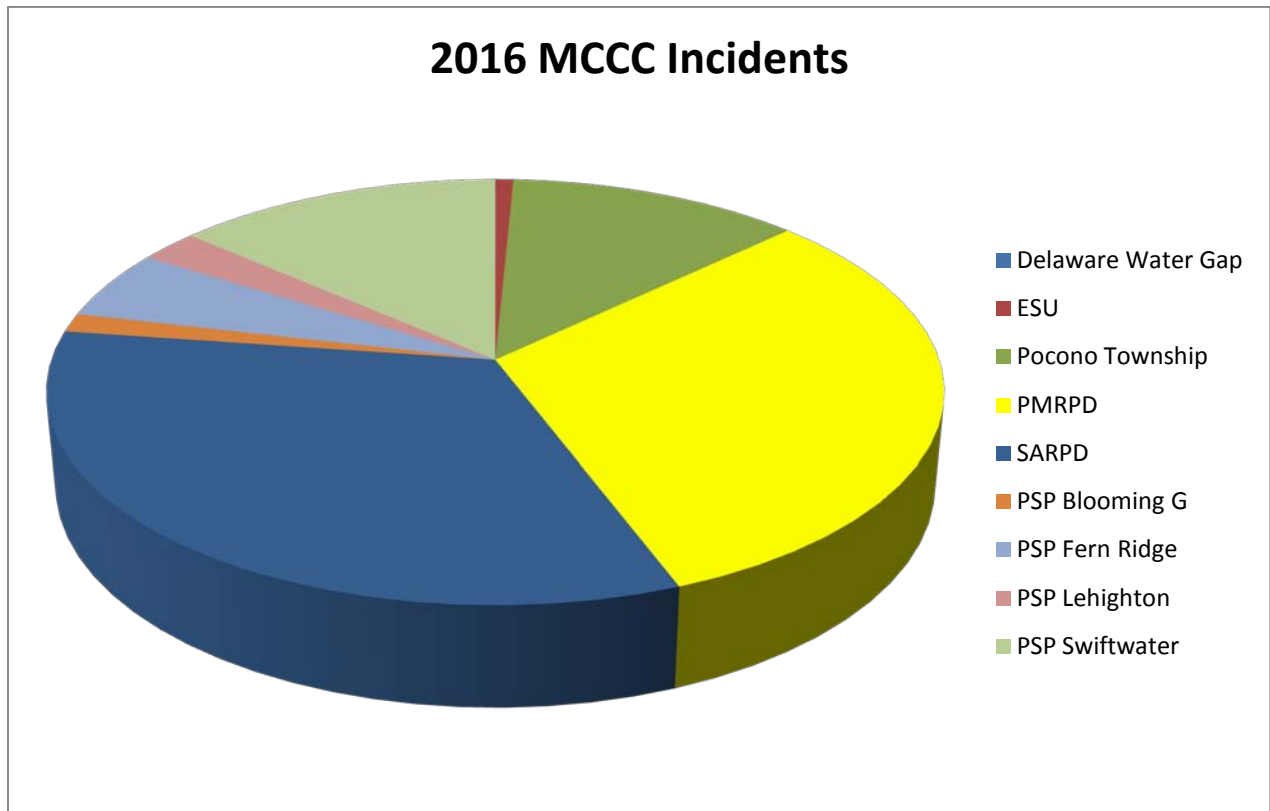


2016 UCR BREAKDOWN

| | JAN | FEB | MAR | APR | MAY | JUNE | JULY | AUG | SEPT | OCT | NOV | DEC | 2016 YTD | 2015 | 2014 | 2013 | 2012 |
|-------------------------|-----|-----|-----|-----|-----|------|------|-----|------|-----|-----|-----|----------|------|------|------|------|
| Homicide | 0 | 0 | 0 | 0 | 0 | 0 | 0 | 0 | 0 | 0 | 0 | 0 | 0 | 1 | 0 | 4 | 1 |
| Forcible Rape | 2 | 3 | 0 | 3 | 1 | 0 | 1 | 2 | 2 | 4 | 1 | 3 | 22 | 11 | 24 | 13 | 12 |
| Robbery | 0 | 3 | 2 | 0 | 3 | 2 | 3 | 5 | 1 | 1 | 2 | 1 | 23 | 23 | 12 | 17 | 12 |
| Assault | 20 | 12 | 16 | 20 | 25 | 14 | 29 | 25 | 19 | 19 | 16 | 12 | 227 | 178 | 187 | 194 | 193 |
| Burglary | 9 | 14 | 22 | 8 | 25 | 16 | 12 | 20 | 11 | 7 | 18 | 12 | 174 | 207 | 337 | 414 | 320 |
| Theft | 26 | 33 | 39 | 41 | 42 | 44 | 52 | 57 | 44 | 33 | 39 | 45 | 495 | 534 | 550 | 542 | 541 |
| MV Theft | 3 | 0 | 1 | 1 | 3 | 3 | 4 | 2 | 2 | 1 | 2 | 0 | 22 | 21 | 27 | 22 | 25 |
| Arson | 1 | 1 | 1 | 1 | 0 | 0 | 0 | 2 | 2 | 0 | 3 | 0 | 11 | 3 | 4 | 9 | 12 |
| Forgery | 0 | 3 | 2 | 4 | 4 | 2 | 0 | 2 | 0 | 0 | 1 | 1 | 19 | 23 | 21 | 15 | 25 |
| Fraud | 23 | 10 | 17 | 14 | 13 | 16 | 16 | 14 | 11 | 6 | 11 | 6 | 157 | 152 | 140 | 139 | 154 |
| Embezzlement | 0 | 0 | 0 | 0 | 0 | 0 | 0 | 0 | 0 | 0 | 0 | 0 | 0 | 0 | 0 | 1 | 2 |
| Stolen Property | 1 | 2 | 2 | 1 | 0 | 0 | 1 | 0 | 1 | 0 | 0 | 3 | 11 | 14 | 7 | 12 | 13 |
| Vandalism | 12 | 8 | 14 | 13 | 25 | 24 | 14 | 19 | 15 | 19 | 8 | 9 | 180 | 175 | 200 | 213 | 200 |
| Weapons Offenses | 2 | 1 | 2 | 3 | 4 | 0 | 1 | 1 | 2 | 1 | 4 | 3 | 24 | 27 | 22 | 7 | 11 |
| Prostitution | 0 | 0 | 0 | 0 | 0 | 0 | 0 | 0 | 0 | 0 | 0 | 0 | 0 | 4 | 0 | 1 | 0 |
| Sex Offenses | 12 | 2 | 8 | 5 | 8 | 5 | 6 | 1 | 2 | 6 | 0 | 4 | 59 | 63 | 40 | 49 | 34 |
| Drug Abuse | 9 | 16 | 12 | 6 | 10 | 13 | 9 | 14 | 12 | 16 | 11 | 9 | 137 | 127 | 115 | 138 | 124 |
| Gambling | 0 | 0 | 0 | 0 | 0 | 0 | 0 | 0 | 0 | 0 | 0 | 0 | 0 | 0 | 0 | 0 | 0 |
| Offenses Against Family | 5 | 5 | 4 | 4 | 1 | 6 | 1 | 1 | 6 | 7 | 11 | 3 | 54 | 56 | 21 | 16 | 3 |
| DUI | 12 | 21 | 10 | 10 | 8 | 11 | 12 | 14 | 12 | 14 | 12 | 8 | 144 | 126 | 132 | 146 | 140 |
| Liquor Laws | 0 | 2 | 2 | 1 | 2 | 10 | 5 | 0 | 0 | 1 | 0 | 0 | 23 | 21 | 14 | 12 | 23 |
| Drunkenness | 5 | 2 | 5 | 1 | 3 | 8 | 8 | 6 | 1 | 3 | 1 | 2 | 45 | 30 | 84 | 49 | 51 |
| Disorderly Conduct | 67 | 59 | 66 | 66 | 72 | 54 | 49 | 59 | 57 | 53 | 42 | 42 | 686 | 682 | 637 | 720 | 751 |
| Vagrancy | 0 | 0 | 0 | 0 | 0 | 0 | 0 | 0 | 0 | 0 | 0 | 0 | 0 | 0 | 25 | 0 | 0 |
| All Others | 27 | 19 | 33 | 20 | 24 | 24 | 19 | 28 | 32 | 22 | 25 | 9 | 282 | 313 | 241 | 267 | 286 |
| | 236 | 216 | 258 | 222 | 273 | 252 | 242 | 272 | 232 | 213 | 207 | 172 | 2795 | 2791 | 2840 | 3000 | 2933 |

Monroe County Control Center 2016 Police Statistics

| Department | 2016 Calls Reported |
|------------------------------------|---------------------|
| Delaware Water Gap Police | 7 |
| East Stroudsburg University Police | 791 |
| Pocono Township Police | 13,018 |
| Pocono Mountain Regional Police | 33,296 |
| Stroud Area Regional Police | 35,187 |
| PA State Police Blooming Grove | 1,515 |
| PA State Police Fern Ridge | 5,621 |
| PA State Police Lehighton | 2,640 |
| PA State Police Swiftwater | 14,486 |





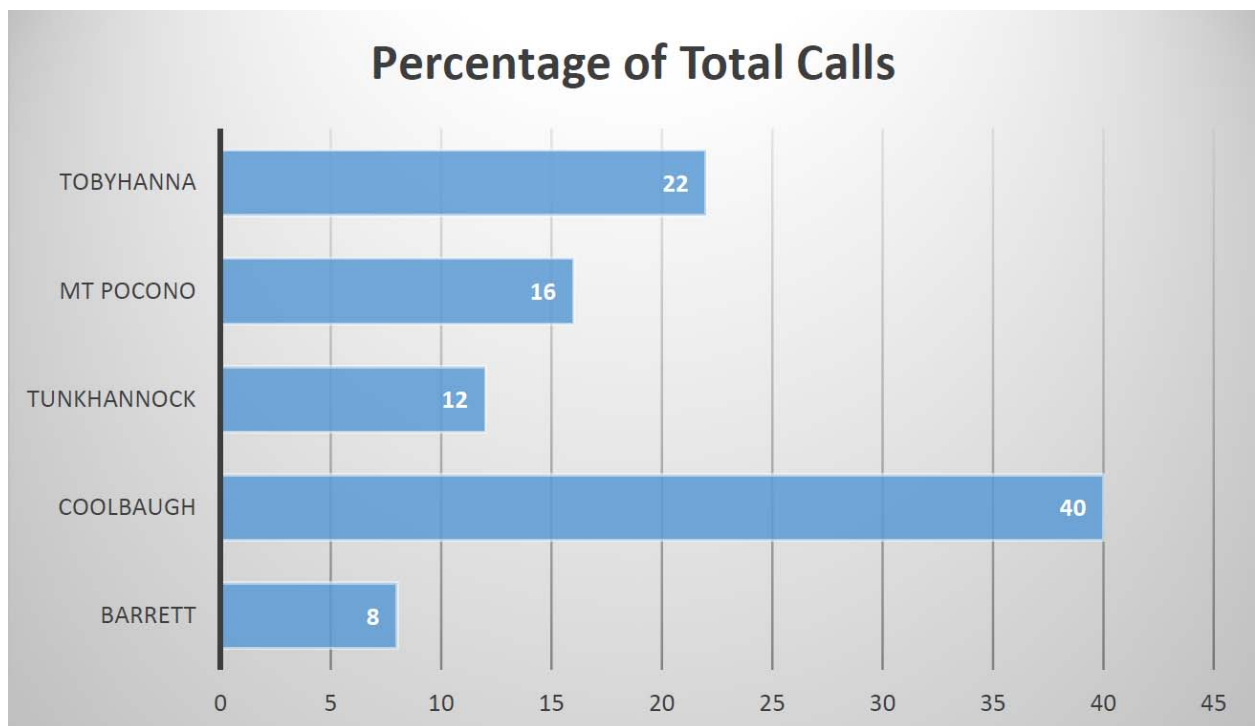
CEDAR CREST COLLEGE

Through 2016, the Pocono Mountain Regional Police continued its partnership with Cedar Crest College in its crime mapping analysis. Cedar Crest College will continue to assist the PMRPD by providing quarterly and annual reports. The goal is to identify geographic and/or crime specific trends in a real-time pattern.

Cedar Crest College used the data collected from PMRPD to provide additional analysis and “to place some context to the number of calls by comparing the percentage of calls” in each municipality. Cedar Crest also mapped the percentage of crime related calls for years 2012 – 2016. The focus was on comparisons for each municipality. The data also compares the frequency of non-criminal calls.

Finally, one of the interesting data sets that Cedar Crest College put together are the neighborhoods or businesses that frequently request police service. These statistics can be seen below for each municipality.

The following are the trends observed:



Tobyhanna Township:

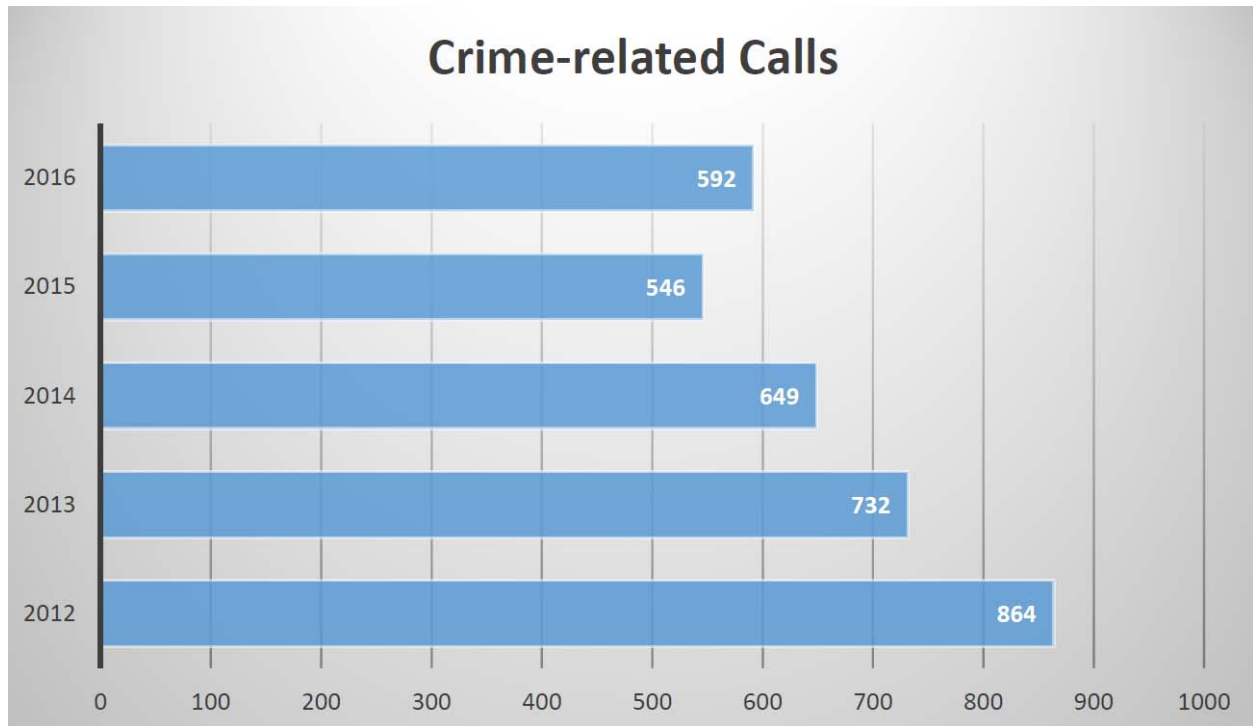


Table 2 Non-criminal Calls-for-service (2016)

| Incident type | Number of calls | Percentage of total |
|--|------------------------|----------------------------|
| False Burglar Alarms | 456 | 15.4 |
| Other Investigations | 318 | 10.8 |
| Motor Vehicle Accidents | 273 | 9.3 |
| Hang-ups | 236 | 8.0 |
| Suspicious Conditions | 182 | 7.3 |
| Domestic incidents (non-criminal) | 136 | 4.6 |
| Assisting Other Agencies or Emergencies | 123 | 4.2 |
| Civil Matters | 87 | 3.0 |

Table 4 Tobyhanna Township Neighborhood Comparison

| Neighborhood | Number of calls | Percentage of all calls |
|------------------------------|-----------------|-------------------------|
| Emerald Lakes (EL) | 418 | 14.2 |
| Lake Naomi (LN) | 151 | 5.1 |
| Pocono Pines (PP) | 127 | 4.3 |
| Stillwater Lakes (SL) | 105 | 3.6 |
| Stillwater Lake Estates (SE) | 102 | 3.5 |

Mount Pocono Borough:

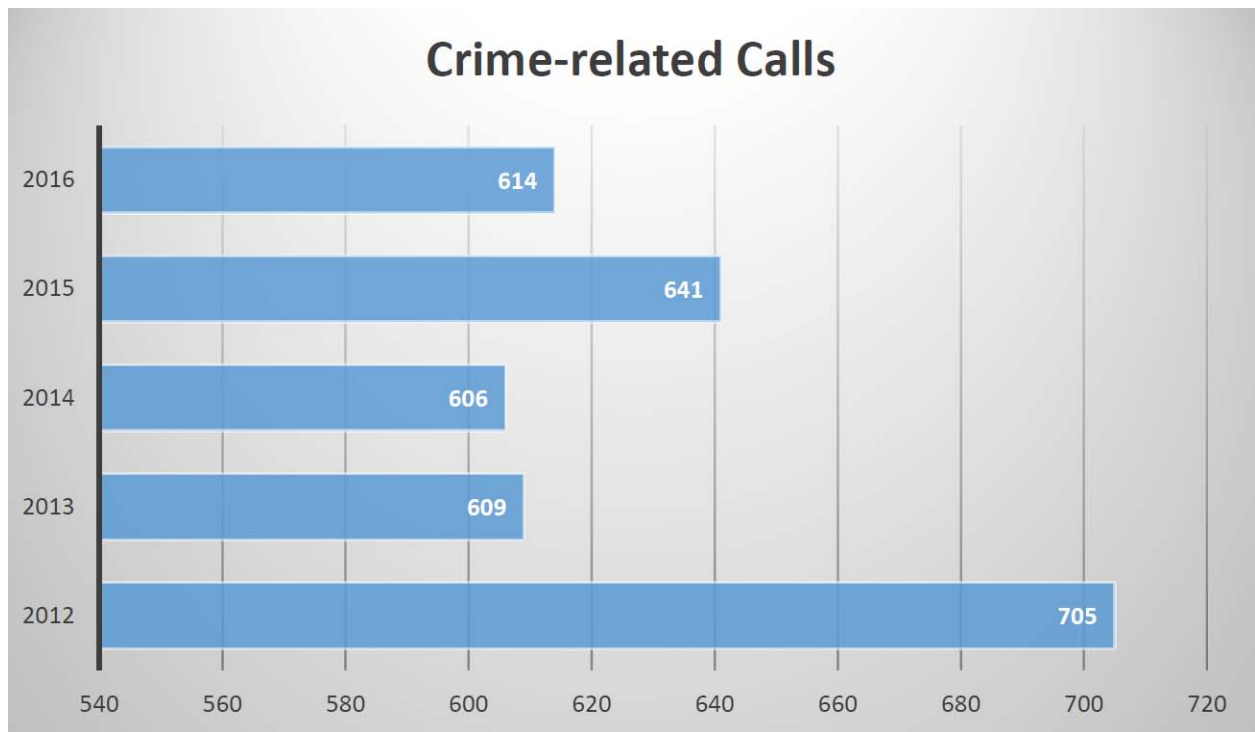


Table 2 Non-criminal Calls-for-service (2016)

| Incident type | Number of calls | Percentage of total |
|---|-----------------|---------------------|
| Motor Vehicle Accidents | 276 | 12.6 |
| Other Investigations | 245 | 11.1 |
| False Burglar Alarms | 162 | 7.4 |
| Hangups | 150 | 6.8 |
| Suspicious Conditions | 146 | 6.6 |
| Domestic incidents (non-criminal) | 87 | 3.9 |
| Assisting Other Agencies or Emergencies | 72 | 3.3 |
| Civil Matters | 47 | 2.1 |

Table 4 Mt. Pocono Location Comparison

| Neighborhood | Number of calls | Percentage of all calls |
|--------------------------|-----------------|-------------------------|
| Wal-Mart | 272 | 12.4 |
| Pine Hill Estates (PH) | 126 | 5.7 |
| Mount Pocono Plaza (MPP) | 103 | 4.7 |
| Bill's Shure Save | 99 | 4.5 |
| Summit Points | 63 | 2.9 |

Tunkhannock Township:

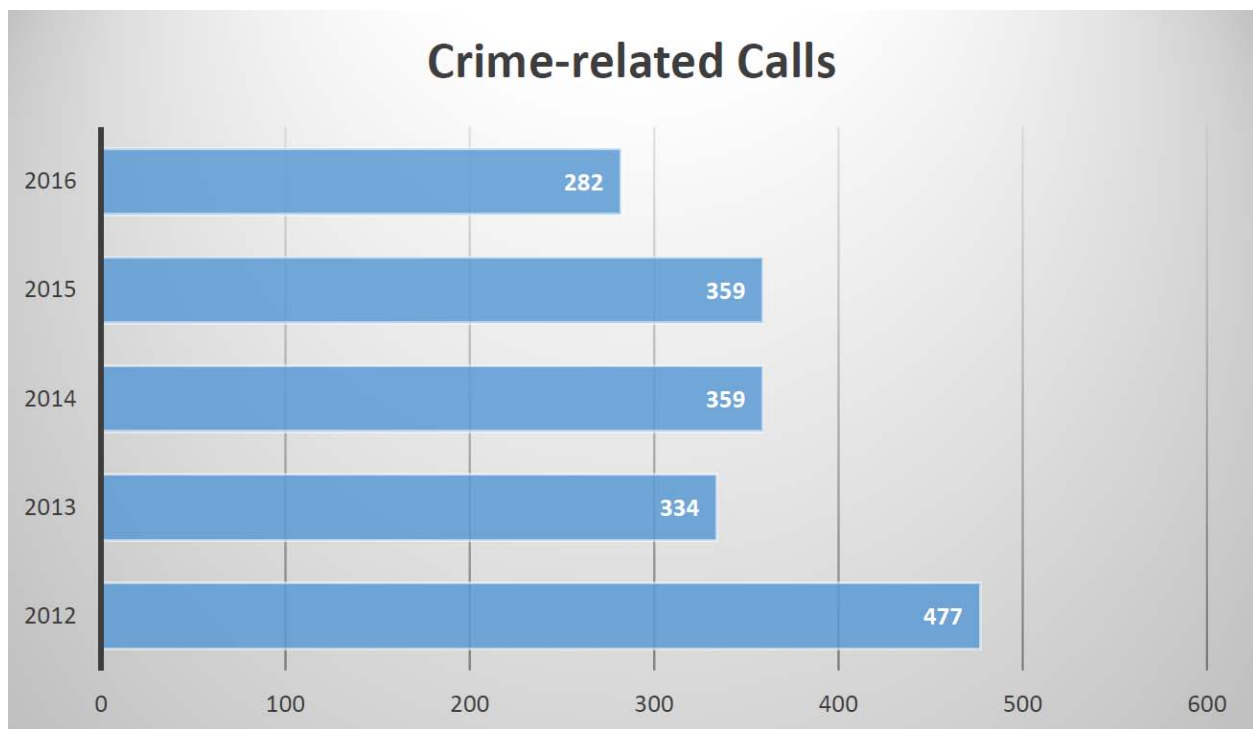


Table 2 Non-criminal Calls-for-service (2016)

| Incident type | Number of calls | Percentage of total |
|-----------------------------------|-----------------|---------------------|
| False Burglar Alarms | 199 | 12.3 |
| Hangups | 179 | 11.1 |
| Other Investigations | 165 | 10.2 |
| Motor Vehicle Accidents | 147 | 9.1 |
| Domestic incidents (non-criminal) | 122 | 7.5 |
| Suspicious Conditions | 116 | 7.2 |
| Civil Matters | 54 | 3.3 |

Table 4 Tunkhannock Township Neighborhood Comparison

| Neighborhood | Number of calls | Percentage of all calls |
|-----------------------------|-----------------|-------------------------|
| Indian Mountain Lakes (IML) | 215 | 13.3 |
| Sierra View (SV) | 208 | 12.9 |
| Emerald Lakes (EL) | 146 | 9.1 |
| Stonecrest Park | 93 | 5.8 |

Coolbaugh Township:



Table 2 Non-criminal Calls-for-service (2016)

| Incident type | Number of calls | Percentage of total |
|--|-----------------|---------------------|
| False Burglar Alarms | 670 | 12.4 |
| Other Investigations | 638 | 11.8 |
| Hangups | 624 | 11.5 |
| Domestic incidents (non-criminal) | 497 | 9.1 |
| Motor Vehicle Accidents | 336 | 6.2 |
| Suspicious Conditions | 314 | 4.8 |
| Assisting other agencies and emergencies | 219 | 4.1 |
| Civil Matters | 212 | 3.9 |

Table 4 Coolbaugh Township Neighborhood Comparison

| Neighborhood | Number of calls | Percentage of all calls |
|----------------------------|-----------------|-------------------------|
| Pocono Country Place (PCP) | 1,966 | 36.3 |
| Pocono Farms (PF) | 629 | 11.6 |
| Pocono Farms East (PFE) | 556 | 10.3 |
| Stillwater Lakes (SL) | 163 | 3.0 |

Barrett Township:

Table 2 Non-criminal Calls-for-service (2016)

| Incident type | Number of calls | Percentage of total |
|---|------------------------|----------------------------|
| False Burglar Alarms | 182 | 16.4 |
| Other Investigations | 134 | 12.1 |
| Motor Vehicle Accidents | 89 | 8.0 |
| Suspicious Conditions | 79 | 7.1 |
| Domestic incidents (non-criminal) | 60 | 5.5 |
| Assisting other agencies and emergencies | 45 | 3.5 |
| Civil Matters | 30 | 2.7 |
| Hang-ups | 30 | 2.7 |

* Data from the 2016 Cedar Crest College Criminal Justice Program 2016 Annual Report on the Pocono Mountain Regional Police incorporated above.

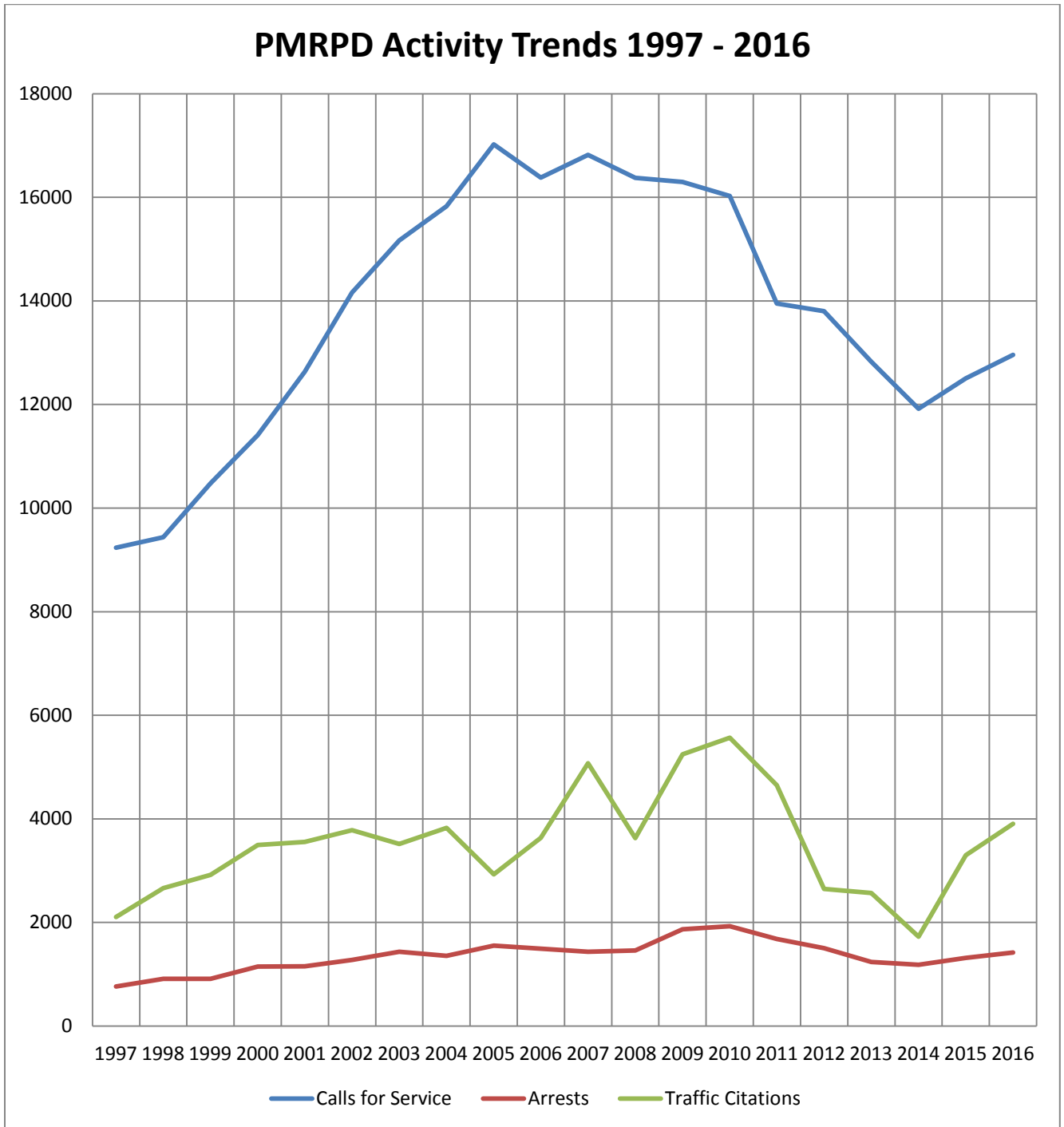
PMRPD Analysis

1997 - 2016

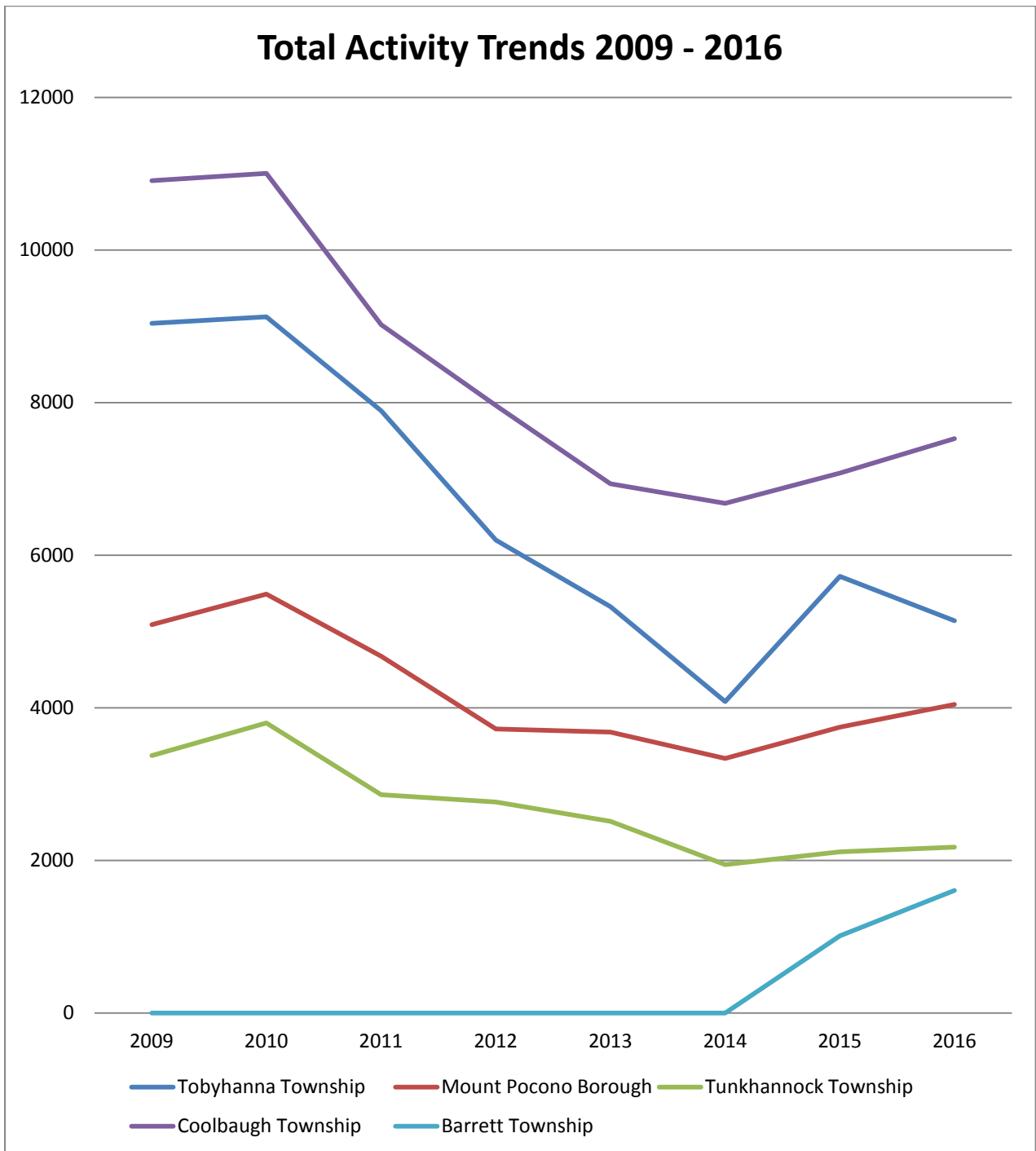
| YEAR | CALLS FOR SERVICE | CRIMINAL ARRESTS | TRAFFIC CITATIONS | BILLABLE OFFICERS | UNITS | PPU | BUDGET | TOTAL OFFICERS | CBA Raises | Total court Disbursements |
|------|-------------------|------------------|-------------------|-------------------|-------|--------|-----------|----------------|------------|---------------------------|
| 1997 | 9236 | 764 | 2105 | 26 | 104 | 17,831 | 2,100,570 | 28 | | \$ 4,529.36 |
| 1998 | 9436 | 914 | 2664 | 28 | 112 | 17,997 | 2,385,562 | 30 | | \$ 90,034.70 |
| 1999 | 10479 | 911 | 2917 | 29 | 116 | 19,427 | 2,642,343 | 31 | \$1,250 | \$ 108,155.40 |
| 2000 | 11411 | 1149 | 3498 | 30 | 120 | 20,660 | 2,868,278 | 32 | \$1,250 | \$ 122,749.10 |
| 2001 | 12635 | 1154 | 3555 | 30 | 120 | 23,033 | 3,135,498 | 32 | \$1,250 | \$ 116,149.25 |
| 2002 | 14164 | 1275 | 3782 | 31 | 124 | 26,602 | 3,711,484 | 33 | 7.5% | \$ 116,843.24 |
| 2003 | 15166 | 1436 | 3516 | 32 | 128 | 28,386 | 4,060,456 | 35 | 3.5% | \$ 110,093.54 |
| 2004 | 15831 | 1354 | 3825 | 32 | 128 | 28,906 | 4,163,863 | 35 | 7% | \$ 110,911.49 |
| 2005 | 17022 | 1553 | 2930 | 33 | 132 | 32,582 | 4,879,154 | 36 | 5.2% | \$ 93,145.91 |
| 2006 | 16379 | 1492 | 3635 | 34 | 136 | 33,267 | 5,112,597 | 37 | 1% | \$ 111,678.86 |
| 2007 | 16818 | 1436 | 5073 | 35 | 140 | 32,751 | 5,193,331 | 38 | 4% | \$ 145,945.56 |
| 2008 | 16376 | 1457 | 3629 | 37 | 148 | 33,094 | 5,545,580 | 40 | 4% | \$ 140,188.22 |
| 2009 | 16299 | 1871 | 5248 | 40 | 160 | 32,084 | 5,823,030 | 44 | 4% | \$ 175,080.40 |
| 2010 | 16028 | 1930 | 5568 | 40 | 160 | 31,699 | 6,007,999 | 44 | 4% | \$ 178,282.98 |
| 2011 | 13950 | 1683 | 4648 | 39 | 156 | 32,214 | 6,088,699 | 43 | 2% | \$ 144,002.80 |
| 2012 | 13802 | 1505 | 2648 | 35 | 140 | 34,463 | 5,721,404 | 39 | 3% | \$ 116,137.88 |
| 2013 | 12824 | 1236 | 2571 | 34.5 | 138 | 35,049 | 5,756,983 | 38 | 3% | \$ 98,478.49 |
| 2014 | 11916 | 1184 | 1726 | 32 | 128 | 37,787 | 5,627,573 | 36 | 0% | \$ 75,877.04 |
| 2015 | 12507 | 1315 | 3300 | 35 | 140 | 40,332 | 5,392,174 | 40 | 1% | \$ 94,464.58 |

| YEAR | CALLS FOR SERVICE | CRIMINAL ARRESTS | TRAFFIC CITATIONS | BILLABLE OFFICERS | UNITS | PPU | BUDGET | TOTAL OFFICERS | CBA Raises | Total court Disbursements |
|-------------|--------------------------|-------------------------|--------------------------|--------------------------|--------------|------------|---------------|-----------------------|-------------------|----------------------------------|
| 2016 | 12957 | 1420 | 3904 | 35 | 140 | 40930 | 5,730,262 | 40 | 2% | \$123,339.33 |

PMRPD Activity Trends



PMRPD Activity Trends



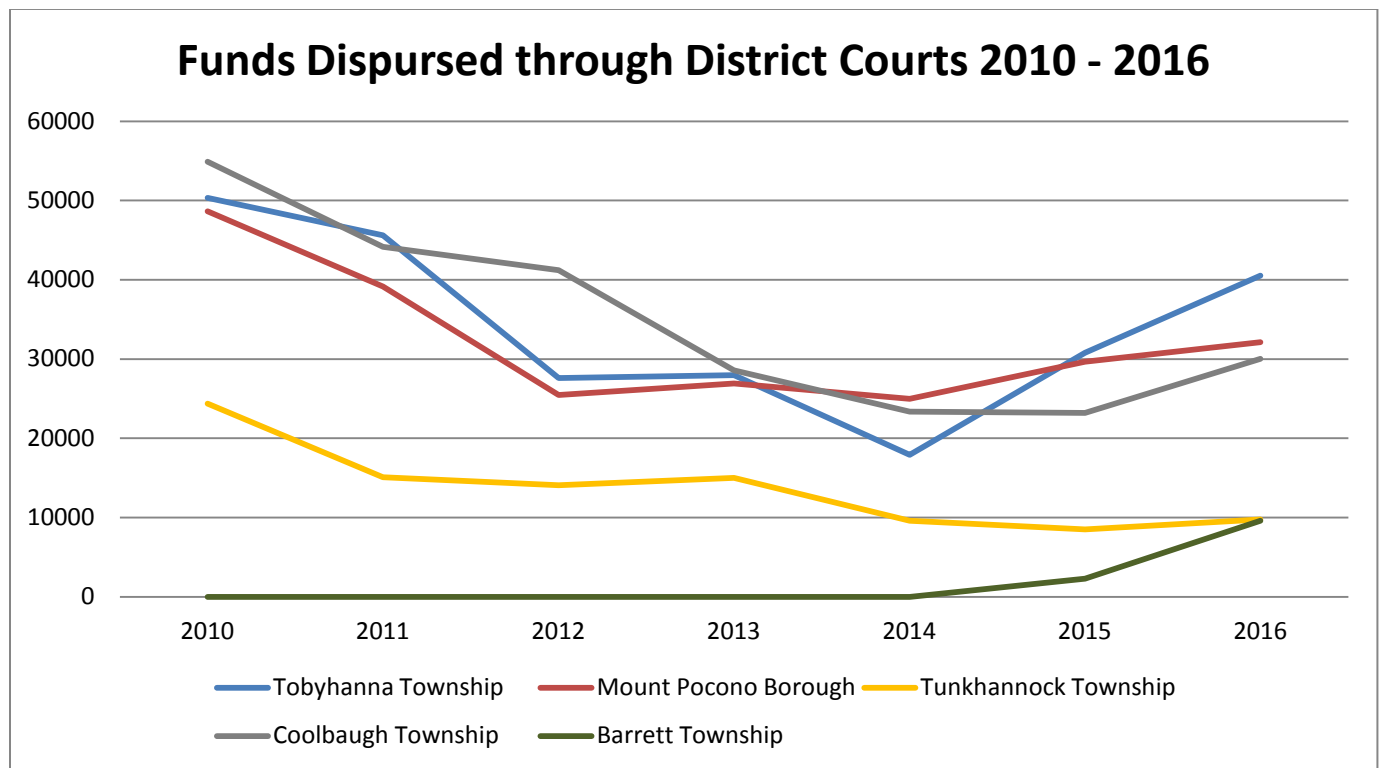
State Funded Programs

Aggressive Driving / Buckle Up PA/ Liquor Control Grant

| Program | Dollars Received | Traffic Citations | Arrests |
|--------------------|------------------|-------------------|---------|
| Aggressive Driving | \$8,758.89 | 248 | 0 |
| Buckle Up PA | \$7,434.00 | 182 | 6 |
| LCE Grant | \$21,699.54 | 0 | 50 |

Funds Dispersed from District Courts 2010 – 2016

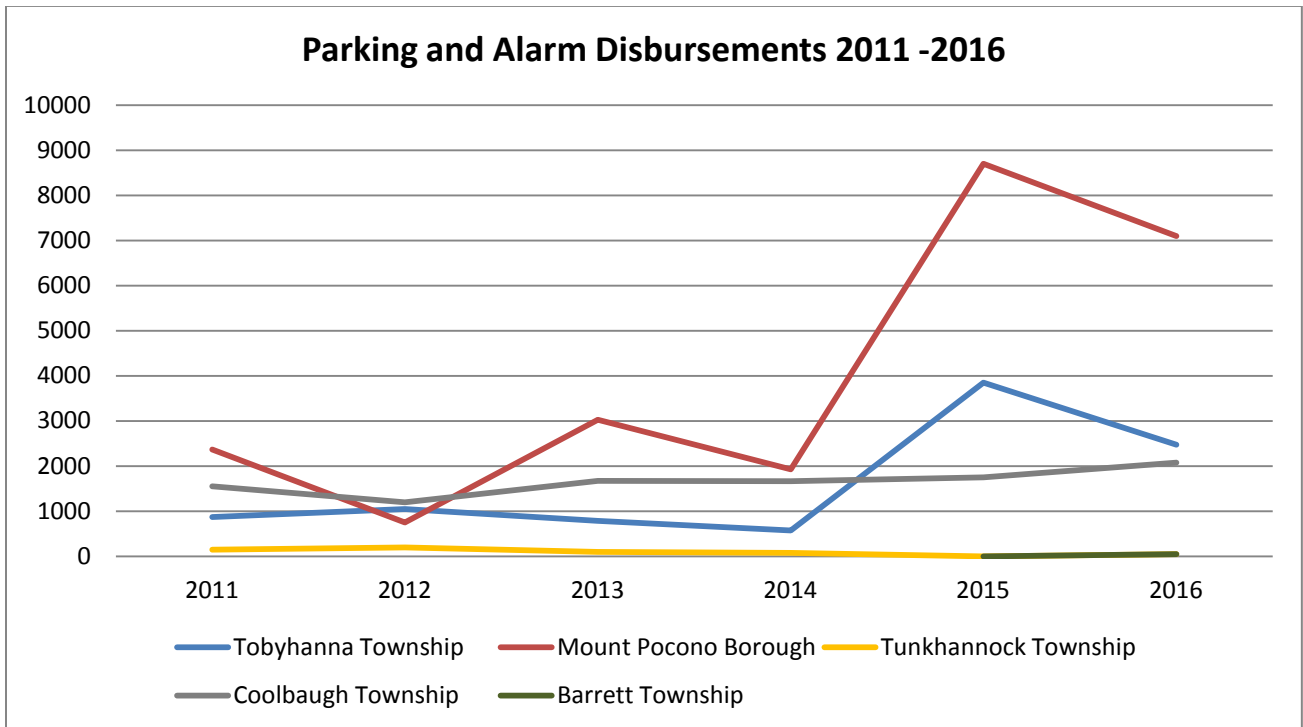
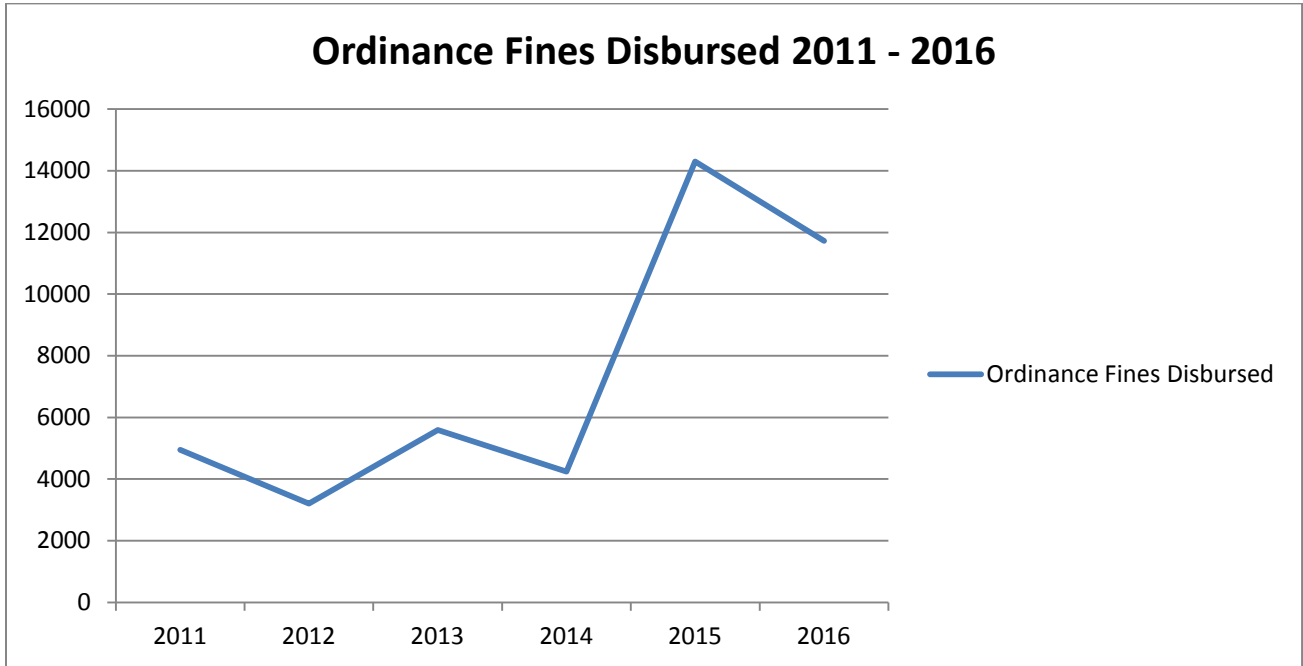
| | 2010 | 2011 | 2012 | 2013 | 2014 | 2015 | 2016 | % |
|----------------------|---------------------|---------------------|---------------------|--------------------|--------------------|--------------------|---------------------|------------|
| Tobyhanna Township | \$50,348.71 | \$45,599.71 | \$27,591.69 | 27,988.17 | 17,924.76 | 30,789.46 | \$40,545.06 | 33 |
| Mount Pocono Borough | \$48,657.00 | \$39,165.24 | \$25,458.69 | 26,908.44 | 24,966.76 | 29,676.86 | \$32,120.57 | 26 |
| Tunhannock Township | \$24,377.40 | \$15,086.41 | \$14,080.02 | 15,023.11 | 9,605.07 | \$8,512.59 | \$9,752.59 | 8 |
| Coolbaugh Township | \$54,899.87 | \$44,151.45 | \$41,224.28 | 28,558.77 | \$23,380.45 | \$23,192.95 | \$30,018.21 | 24 |
| Barrett Township | | | | | | \$2,292.72 | \$9,608.48 | 8 |
| Paradise Township | | | | | | | \$1,294.42 | 1 |
| Total | \$178,282.98 | \$144,002.81 | \$108,354.68 | \$98,478.49 | \$75,877.04 | \$94,464.58 | \$123,339.33 | 100 |



MONEY DISBURSED THROUGH PARKING VIOLATIONS AND ALARM FINES 2011 THROUGH 2016

| | 2011 | 2012 | 2013 | 2014 | 2015 | 2016 |
|--|-------------|-------------|-------------|-------------|-----------------|-----------------|
| Tobyhanna Township | | | | | | |
| Parking Violations Pd | 775.00 | 925.00 | 490.00 | 350.00 | \$3,750 | \$1,850 |
| Alarms Pd | 100.00 | 125.00 | 300.00 | 225.00 | \$100 | \$625 |
| | 875.00 | 1,050.00 | 790.00 | 575.00 | \$3,850 | \$ 2475 |
| Mount Pocono Borough | | | | | | |
| Parking Violations Pd | 2,270.00 | 700.00 | 2,775.00 | 1,575.00 | \$8,650 | \$7,075 |
| Alarms Pd | 100.00 | 50.00 | 250.00 | 350.00 | \$50 | \$25 |
| | 2,370.00 | 750.00 | 3,025.00 | 1,925.00 | \$8,700 | \$ 7,100 |
| Tunkhannock Township | | | | | | |
| Parking Violations Pd | 50.00 | 100.00 | - | - | | \$0 |
| Alarms Pd | 100.00 | 100.00 | 100.00 | 75.00 | \$0 | \$25 |
| | 150.00 | 200.00 | 100.00 | 75.00 | \$0 | \$ 25 |
| Coolbaugh Township | | | | | | |
| Parking Violations Pd | 1,350.00 | 1,150.00 | 1,050.00 | 815.00 | \$1,750 | \$1,800 |
| Alarms Pd | 200.00 | 50.00 | 625.00 | 850.00 | \$0 | \$275 |
| | 1,550.00 | 1,200.00 | 1,675.00 | 1,665.00 | \$1,750 | \$ 2075 |
| Barrett Township | | | | | | |
| Parking Violation Pd | | | | | \$0 | \$50 |
| Alarms Pd | | | | | \$0 | \$0 |
| | | | | | \$0 | \$50 |
| Totals | 4945 | 3200 | 5590 | 4240 | \$14,300 | \$11,725 |
| TOTAL ORDINANCE FINES COLLECTED | | | | | 11,725 | |

Ordinance Disbursements

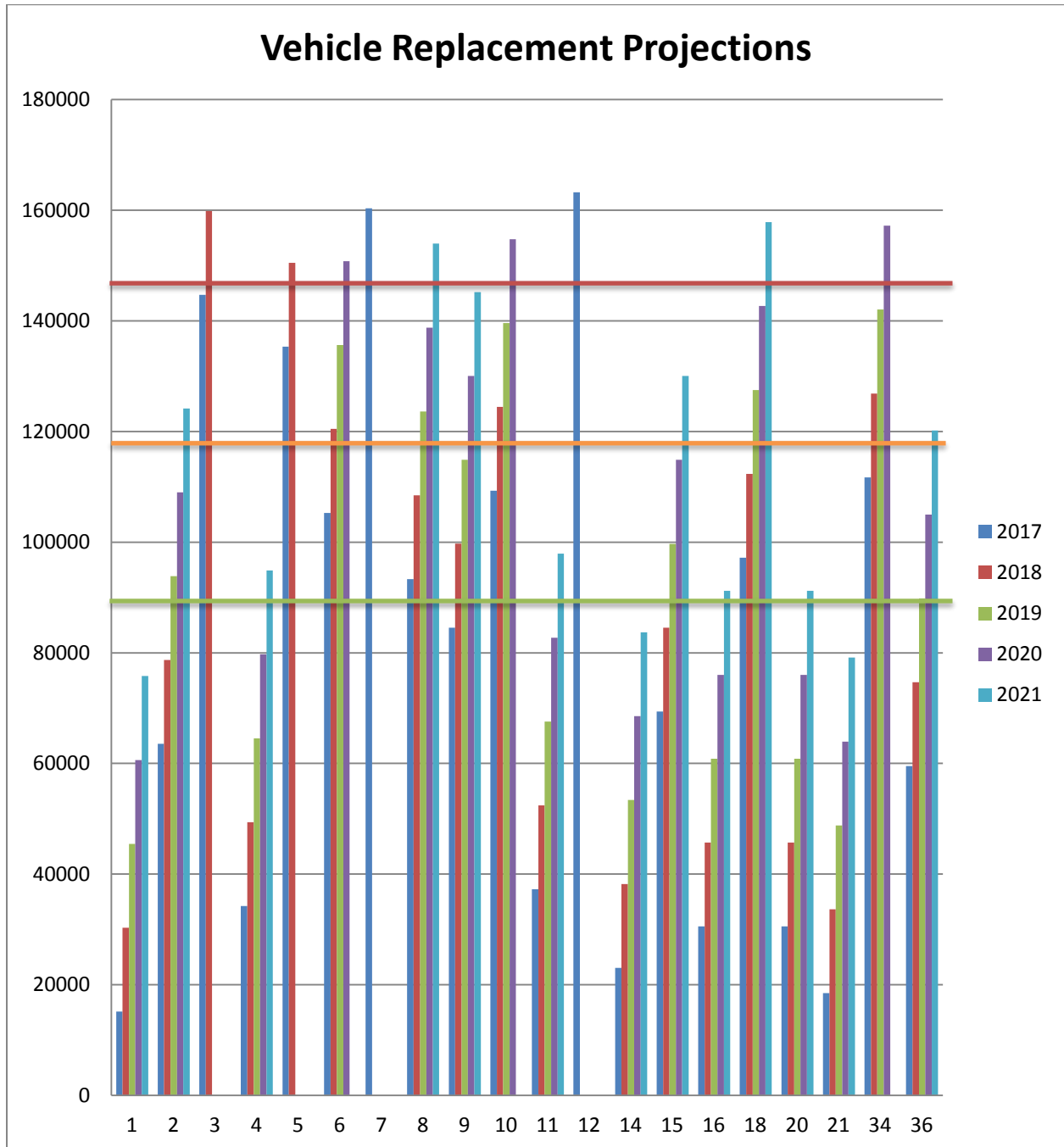


2016 Fleet

| Unit | Y/M/M | Purchased | 2016 Mileage | Total Mileage | 2016 Cost | Total Cost |
|------|--------------------------|-----------|--------------|---------------|------------|------------|
| 1 | 2009 Dodge Charger | 4/2010 | 23,470 | 178,400 | \$1,606.42 | \$9,157.27 |
| 2 | 2015 Dodge Charger | 4/2015 | 20,076 | 48,372 | \$170.00 | \$258.67 |
| 3 | 2012 Dodge Charger | 12/2012 | 22,675 | 129,541 | \$1,864.96 | \$5,743.96 |
| *4 | 2010 Dodge Charger | 6/2010 | 10,173 | 172,913 | \$174.50 | \$4,328.83 |
| 4 | 2016 Dodge Charger | 5/2016 | 19,070 | 19,080 | \$102.77 | \$102.77 |
| 5 | 2012 Dodge Charger | 12/2012 | 14,803 | 120,153 | \$5,692.53 | \$7,195.39 |
| 6 | 2014 Dodge Charger | 9/2014 | 29,946 | 90,136 | \$548.26 | \$979.27 |
| 7 | 2012 Dodge Charger | 12/2012 | 29,467 | 145,190 | \$1,793.75 | \$4,936.01 |
| 8 | 2014 Dodge Charger | 9/2014 | 28,533 | 78,145 | \$149.49 | \$496.95 |
| 9 | 2014 Chevy Tahoe | 7/2014 | 24,021 | 69,400 | \$830.55 | \$890.80 |
| 10 | 2010 Dodge Charger | 11/2010 | 10,931 | 94,128 | \$674.94 | \$8,562.23 |
| 11 | 2015 Dodge Ram | 6/2015 | 9,940 | 22,113 | \$88.36 | \$88.36 |
| 12 | 2010 Chevy Tahoe | 11/2010 | 10,672 | 148,073 | \$789.18 | \$2,897.03 |
| *14 | 2010 Dodge Charger | 10/2010 | 5,526 | 165,477 | \$610.94 | \$5,601.03 |
| 14 | 2017 Ford Explorer | 8/2016 | 7,914 | 7,914 | \$89.95 | \$89.95 |
| 15 | 2015 Dodge Charger | 4/2015 | 31,343 | 54,234 | \$1,215.60 | \$1,228.42 |
| *16 | 2010 Dodge Charger | 4/2010 | 0 | 178,880 | \$0 | \$3,202.19 |
| 16 | 2016 Dodge Charger | 5/2016 | 15,400 | 15,400 | \$269.85 | \$269.85 |
| 18 | 2014 Dodge Charger | 9/2014 | 33,764 | 82,028 | \$480.54 | \$963.00 |
| *20 | UC | 10/2010 | 5084 | 155,335 | \$105.78 | \$3,479.08 |
| 20 | 2016 Dodge Charger | 5/2016 | 15,400 | 15,400 | \$269.85 | \$269.85 |
| 21 | 2016 Dodge Charger | 10/2016 | 3,334 | 3,334 | \$0 | \$0 |
| 34 | 2010 Ford Crown Victoria | 7/2015 | 11,410 | 96,548 | \$2,170.19 | \$2,249.18 |
| 36 | 2014 Ford Taurus | 7/2015 | 33,126 | 44,367 | \$847.15 | \$855.74 |
| 40 | UC | 5/2016 | 12,595 | 12,595 | \$6.41 | \$6.41 |
| 41 | UC | 6/2014 | 18,218 | 82,203 | \$102.77 | \$425.32 |
| 42 | UC | 6/2014 | 14,420 | 50,965 | \$238.12 | \$247.70 |
| 43 | UC | 2/2009 | 16,075 | 119,275 | \$2,136.27 | \$2,897.93 |
| 44 | UC | 5/2013 | 12,663 | 92,040 | \$137.75 | \$373.47 |
| 45 | UC | 7/2015 | 16,434 | 44,700 | \$94.36 | \$247.64 |
| 46 | UC | 8/2016 | 4,072 | 30,520 | \$106.26 | \$106.26 |
| 47 | UC | 8/2008 | 3,898 | 131,804 | \$441.10 | \$4,494.36 |
| 48 | UC | 5/2014 | 16,285 | 106,980 | \$262.34 | \$1,380.13 |
| 60 | 2006 Ford E350 | 4/2010 | 417 | 68,020 | \$366.41 | \$1,634.54 |
| 61 | 2005 GMC Van | 9/2006 | 3,586 | 65,908 | \$431.41 | \$1,080.09 |
| 62 | 2011 Ford F550 | 4/2011 | 415 | 3519 | \$0 | \$0 |
| HD | 2004 Harley Davidson | 05/2004 | 1,947 | 43,223 | \$698.87 | \$1,409.32 |

| | | | |
|------------------|--------------|--|-----------------|
| * Decommissioned | Annual Miles | 15,000 - 25,000 Miles | > 25,000 Miles |
| | Total Miles | 90,000 - 120,000 / 120,000 - 150,000 / > 150,000 | |
| | Annual Costs | \$1,000 - \$2,000 Costs | > \$2,000 Costs |
| | Total Costs | \$2,000 - \$5,000 / > \$5,000 | |

Fleet Projections



Industry Standards for replacement of Police Patrol Sedans is between 90,000 - 120,000 Miles. 150,000 miles is an advised maximum threshold. Recommended annual mileage is 20,000 or less.

2016 Fleet

| Patrol Vehicles | Undercover Vehicles | Administrative Vehicles | Special Service Vehicles |
|-----------------|---------------------|-------------------------|--------------------------|
| 363,777 miles | 81,559 miles | 33,101 miles | 4,418 miles |
| Average mileage | Average mileage | Average mileage | Average mileage |
| 15,157 | 13,593 | 11,033 | 1,472 |



In 1998, Governor Tom Ridge established the Pennsylvania regional counter terrorism task force system. The Pocono Mountain Regional Police have been active in the Northeast Pennsylvania Counter Terrorism Task Force (NEPACTTF) since the onset. In 2016, the Pocono Mountain Regional Police continues to be an active participant in the NEPACTTF. The NEPACTTF is one of 9 Homeland security task force regions within Pennsylvania. The NEPACTTF provides all hazards planning for the 8 counties within the region. These counties include Monroe, Lehigh, Northampton, Carbon, Pike, Lackawanna, Wayne and Susquehanna. Chief Chris Wagner is currently the Law Enforcement Committee Chairman of the NEPACTTF. The NEPACTTF is funded by grants through the Federal Emergency Management Agency and funneled through the Pennsylvania Emergency Management Agency. While federal grant funds continue to decrease, the Pocono Mountain Regional Police still benefits from participation in the organization. In 2016, the NEPACTTF provided the Pocono Mountain Regional Police with six (6) ballistic plate carriers for a total cost of \$2,200 and forty eight (48) tactical vests pouches for a cost of \$780. The NEPACTTF also sponsored two officers to attend Hostage Rescue Training for an average cost of \$1,000. The total grant funds received totaled \$3,980.

Pocono Mountain Regional Police Foundation



Board members:

President: John Lamberton

Vice-President: Brandon Igdalsky

Secretary: Mathew Nero

Treasurer: Francis DePiano

Member: Chris Wagner

Member Robert Jones

Member: David Moyer

Member: James Apgar

Member: Cathleen Dunn

Member: Chris Weiler

Strong community partnerships are built with a strong Pocono Mountain Regional Police Foundation

Pocono Mountain Regional Police Foundation

In 2016, the Pocono Mountain Regional Police Foundation added additional members Cathleen Dunn and Chris Weiler. The foundation continued strong support for the Regional Department while continuing in its philanthropic role to supplement the budget by providing needed training and equipment.

In 2016, The PMRPF reimbursed the department \$6,313.68 for six (6) tasers, battery packs and holsters. The PMRPF also funded \$5,844.83 towards the bike patrol. This funding included the purchase of two new electric bikes for the division. Finally, the PMRPF funded \$3,833.17 for the K9 program to include training and supplies. These expenses totaled **\$15,991.68**.

Additionally, the PMRPF directly paid the Pocono Mountain Regional Police's Pennsylvania Law Enforcement Accreditation Fee of \$1,000.00 and \$525.00 to the departments grant writer totaling **\$1,525.00**. The grant writing was for the application to the Local Shared Account (LSA) in-car camera grant.

The total amount of reimbursement and funding by the PMRPF totaled **\$17,516.68.48**.

Pocono Mountain Regional Police Foundation

Balance Sheet

Accrual Basis as of December 31, 2016

Dec 31, 2016

ASSETS Current Assets Checking/Savings

Checking: \$85,653

Total Checking/Savings: \$85,653.95

Other Assets: \$5,959.98

TOTAL Current ASSETS: \$91,613.93

Other Assets

- Petty Cash \$44.44

Total Assets: \$91,658.37

LIABILITIES & EQUITY Liabilities Current

Liabilities Accounts Payable Accounts

Payable: \$4,590.00

Total Accounts Payable: \$4,590.00

Total Current Liabilities: \$4,590.00

Total Liabilities: \$4,590.00

Pocono Mountain Regional Police Foundation

Opening Balance Equity: \$1,616.00

Equity Unrestricted Net Assets: \$73,518.38

Net Income: \$11,933.99

Total Equity \$87,068.37

TOTAL LIABILITIES & EQUITY: \$91,658.37

TOTAL GIFT TO THE DEPARTMENT: \$15,991.68

6 Tasers / 6 Battery Packs / 6 Holsters \$6,313.68

Funded K-9 Training \$325.00

Funded K-9 Program \$3,508.17

Funded Bike Patrol \$5,844.83