

POCONO MOUNTAIN REGIONAL
POLICE DEPARTMENT
2014 Annual Report



Table of Contents:

Introduction	Page 3
PMRPC Representatives	Page 4
Accreditation	Pages 5-7
Pennsylvania County Maps	Page 8
Municipality Fact Sheets	Pages 9-10
Employee Fact Sheets	Pages 11-12
Organizational Chart	Page 13
Miscellaneous Department Activity	Page 14
Training Activity	Page 15
Partnerships	Page 16
Units of Service / Budget	Pages 17-18
Mortgage	Page 19
Changes in Hours	Pages 20-21
Activity	Pages 22-23
Assigned Time Breakdown	Page 24
Municipality Hours / Activity Breakdown	Pages 25-40
Purchased Vs. Actual Hours Breakdown	Pages 41-44
Additional Municipal Hours Breakdown	Pages 45-48
Additional Activity Breakdown	Pages 49-52
Monroe County Control Center Statistics	Page 53
Uniform Crime Report Breakdown	Page 54
Cedar Crest College Crime Mapping	Pages 55-56
State Funded Programs	Page 57
PMRPD Time Analysis	Pages 58-59
District Court Funds Dispersed	Page 60
Ordinance Funds Dispersed	Pages 61-62
2014 Fleet	Pages 63-64
NEPA Counter Terrorism Task Force	Page 65
Pocono Mountain Regional Police Foundation	Pages 66-68

To: Chairman and Commissioners of the Pocono Mountain Regional Police Commission.

From: Chief Chris Wagner

Subject: 2014 Annual Report

Introduction

Dear members of the Pocono Mountain Regional Police Commission (PMRPC),

I would like to thank the members of the PMRPC for their leadership and support through the year of 2014.

2014 was a trying year that witnessed a transitional period throughout the Pocono Mountain Regional Police Department. 2014 also witnessed differing opinions and outlooks as to how to manage and deliver police services to our respective municipalities. This gave rise to Coolbaugh Township, a member since 1996, forming a police research committee to determine if their continued involvement in the department is their best option to deliver police services. We also had the departure of Chief Harry Lewis, setting off a transitional period within the department.

Though 2014 presented a lot of challenges, I witnessed the member municipalities and the police department working together to solve various issues. The PMRPD was also re-accredited by the Pennsylvania Law Enforcement Accreditation Commission and is one of the few departments within the State to received this prestigious status. By the end of 2014, all of our municipalities remained committed to the PMRPD through 2016. I truly believe that the department as a whole is moving in a positive direction. Our Officers continue to work diligently under increasingly difficult social and economic conditions.

The PMRPD will continue to be a statewide example of professional and efficient police services through our fiscal responsibility, accredited police policy and procedure, as well as our proactive approach to patrol and criminal investigations.

As we look ahead to 2015, the PMRPD is looking forward to the possible regionalization with Barrett Township. This addition of Barrett Township would demonstrate the dedication the commission has to continue to move the department forward. We also look forward to the continued service of the PMRPD to the citizens of Coolbaugh, Tobyhanna and Tunkhannock Townships as well as the citizens of Mount Pocono Borough.

Chief Chris Wagner

2014 Pocono Mountain Regional Police Commission

Tobyhanna Township (3)

- Phyllis Haas (Secretary)
- David Moyer (Vice Chairman)
- Donald Moyer

Mount Pocono Borough (2)

- Roy Gross
- Fredrick Courtright

Tunkhannock Township (2)

- Fran DePiano (Treasurer)
- Brandon Igdalsky

Coolbaugh Township (3)

- James Frutchey (Chairman)
- John Adams
- William Wiemer

Solicitor:

Attorney Harry Coleman

2014 Pennsylvania Law Enforcement Accreditation



The Pennsylvania Chiefs of Police Association introduced the Pennsylvania Law Enforcement Accreditation Program to the Commonwealth in July 2001. Since then, over **300 agencies** have enrolled and **96 agencies** currently have attained accredited status.

Accreditation is a progressive and time-proven way of helping institutions evaluate and improve their overall performance. The cornerstone of this strategy lies in the promulgation of standards containing a clear statement of professional objectives. Participating administrators then conduct a thorough analysis to determine how existing operations can be adapted to meet these objectives. When the procedures are in place, a team of independent professionals is assigned to verify that all applicable standards have been successfully implemented. The process culminates with a decision by an authoritative body that the institution is worthy of accreditation.

The Pennsylvania Law Enforcement Accreditation Program was designed and developed by professional law enforcement executives to provide a reasonable and cost effective plan for the professionalization of law enforcement agencies within the Commonwealth. The underlying philosophy of the program is to have a user-friendly undertaking for the departments that will result in a “success” oriented outcome

* <http://www.pachiefs.org/pcpa-accreditation-program>

2014 Re-Accreditation

On Wednesday, May 18, 2014, the Pocono Mountain Regional Police conducted a mock assessment regarding our re-accreditation through the Pennsylvania Law Enforcement Accreditation Commission (PLEAC). The assessment was conducted by:

Sergeant Sven Beauchmin of the Falls Township Police Department
Detective Craig Rudisill of the Upper Southampton Township Police Department
Lieutenant Michael Croom (Retired) of the Douglass Township Police Department
Officer Ryan Cywinski of the Hanover Township Police Department

During the mock assessment, all 132 standards were reviewed. The purpose of the mock assessment is to conduct a “dry run” for the actual re-accreditation assessment and to identify and address any actual and/or potential issues.

On June 11th and 12th of 2014, the Pocono Mountain Regional Police conducted their actual on-site assessment through PLEAC. The on-site assessment was conducted by:

Chief Thomas Ogen Jr. of the Carnegie Mellon University Police
Sergeant Steven Lutz of the Newberry Township Police
Officer James McMenamin Jr. of the Lower Merion Township Police

The on-site assessment consisted of a building inspection regarding our accredited policies and procedures necessitating a visual inspection along with a detailed explanation of how our department operates various procedures within Police Headquarters itself. During this phase, the on-site team asks specific questions regarding our facilities and the policy and procedure follow as dictated by the accreditation standards.

Upon the conclusion of the facility inspection, the assessors are given the PMRPD original accreditation files containing 2 proofs of compliance per year for the 3 year period. This equates to 6 proofs per standard for the accreditation period. Generally this would equate to 792 proofs of compliance for all of the accreditation standards. However, many of the standards have sub-section which require 2 proofs per sub-section which increases the number of proofs to well over the 792. This process goes on for the majority of the 2 day period. Also during this time, the assessors challenge the department files and procedures to gain a clearer picture of our compliance with the PLEAC standards. Through this process, all 132 standards were reviewed. All 132 standards were determined to have met the PLEAC standards. On July 22, 2014, the Pocono Mountain Regional Police Department was officially notified that it had been granted accredited status for the second time since 2010.



Pennsylvania
Law Enforcement Accreditation Commission
of the Pennsylvania Chiefs of Police Association
3905 North Front Street, Harrisburg, PA 17110
Phone (717) 236-1059 Fax (717) 236-0226
www.pachiefs.org



July 22, 2014

Harry W. Lewis
Chief of Police
Pocono Mountain Regional Police Department
HC 89 Box 200
Route 940
Pocono Summit, Pennsylvania 18346

Dear Chief Lewis:

Congratulations! On July 16, 2014, the Pennsylvania Law Enforcement Accreditation Commission unanimously voted to re-accredit the Pocono Mountain Regional Police Department. Your work in this program demonstrates the type of leadership that we strive for in law enforcement in Pennsylvania.

Thank you for being a part of this professional program offered to Pennsylvania law enforcement agencies. You have the right to be very proud of your agency. Only a small percentage of law enforcements agencies in Pennsylvania are able to say that they have completed this rigorous program. We at the Pennsylvania Chiefs of Police Association look forward to continuing to work with you in the years to come, with this and other programs, that will assist in the further professionalism of Pennsylvania law enforcement.

Please sign in to the secured side of the accreditation website and under PLEAC-Only you may print a new set of labels. This will allow you to set up a new set of accreditation file folders that will help in beginning your next three years in the accreditation program.

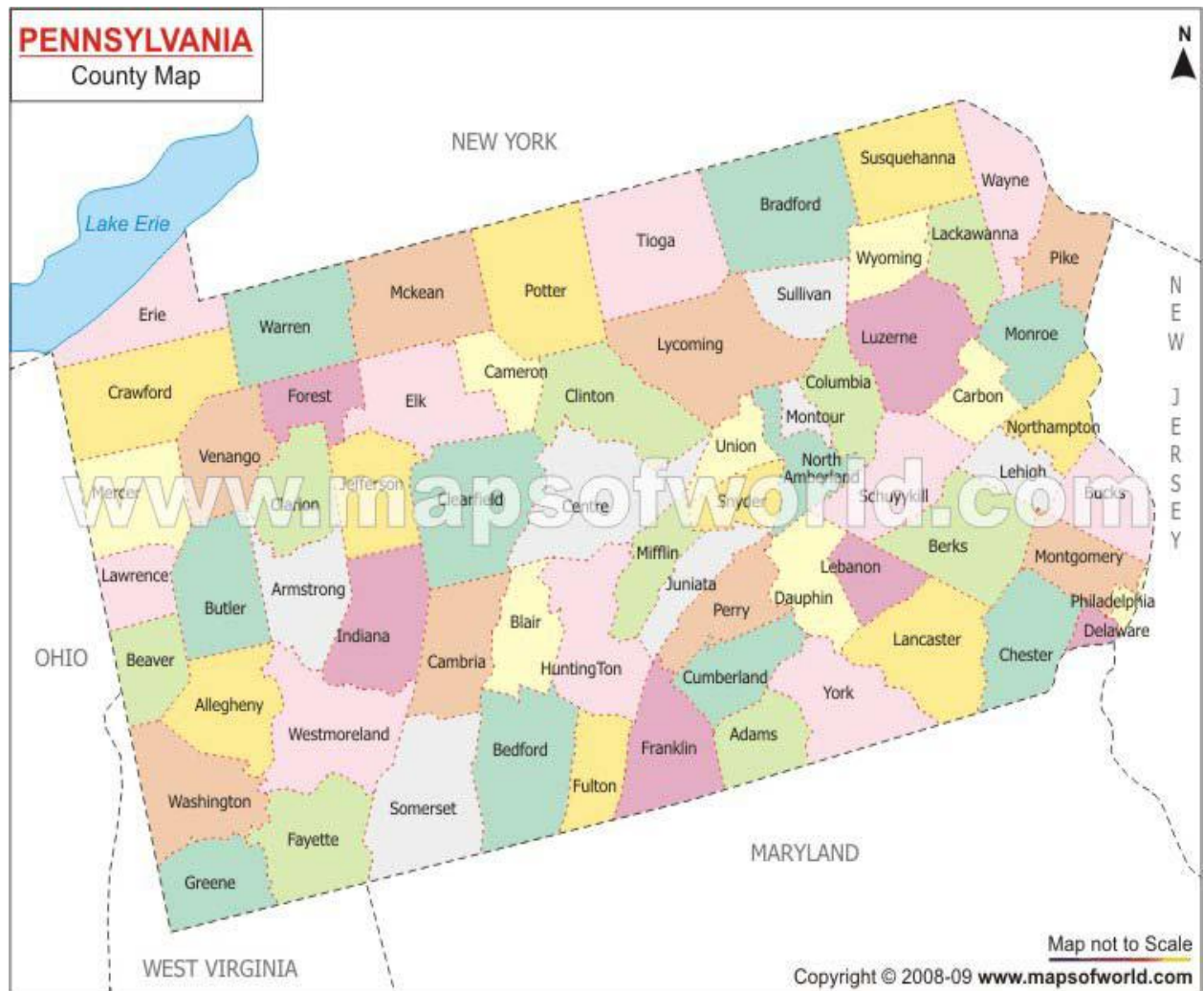
Please feel free to contact me at any time if you have questions regarding your agency's accreditation.

Sincerely,

A handwritten signature in cursive script that reads "Joseph C. Blackburn".

Joseph C. Blackburn
Accreditation Program Coordinator

PENNSYLVANIA LOCAL GOVERNMENT



2014 Fact Sheet

Serving the Communities of Tobyhanna Township,
the Borough of Mount Pocono, Tunkhannock
Township and Coolbaugh Township



The four municipalities of the Pocono Mountain Regional Police encompass approximately 182 square miles or 30% of the total land mass of Monroe County. We serve an approximate population of 39,003 or 22% of the population of Monroe County.

Pocono Mountain Regional Police

2014 Fact Sheet

Service Area	Square Miles	Road Miles	Municipal Roads	State Roads	Population Served
PMRPD TOTAL	182.8	270.43	155.90	114.53	39,003
Tobyhanna Township	52	87.68	49.06	38.62	8,554
Mount Pocono Borough	3.8	21.52	15.92	5.60	3,096
Tunkhannock Township	38	52.44	27.21	25.23	6,789
Coolbaugh Township	89	108.79	63.71	45.08	20,564

Pennsylvania Regional Police Departments: 37

Square Mileage Served: 1,488.3

Total Population Served: 590,544

Total Officers: 634

Average Officer per population: 1/931

Average Officer per population PMRPD: 1/1028

* Information taken from the Consolidated Police Agencies Report Pennsylvania Department of Community and Economic Development.

Employees

Employees	Start of 2014	End of 2014
Sworn Employees	36	35
Non-Sworn Employees	6	6

2014 Promotions: 1

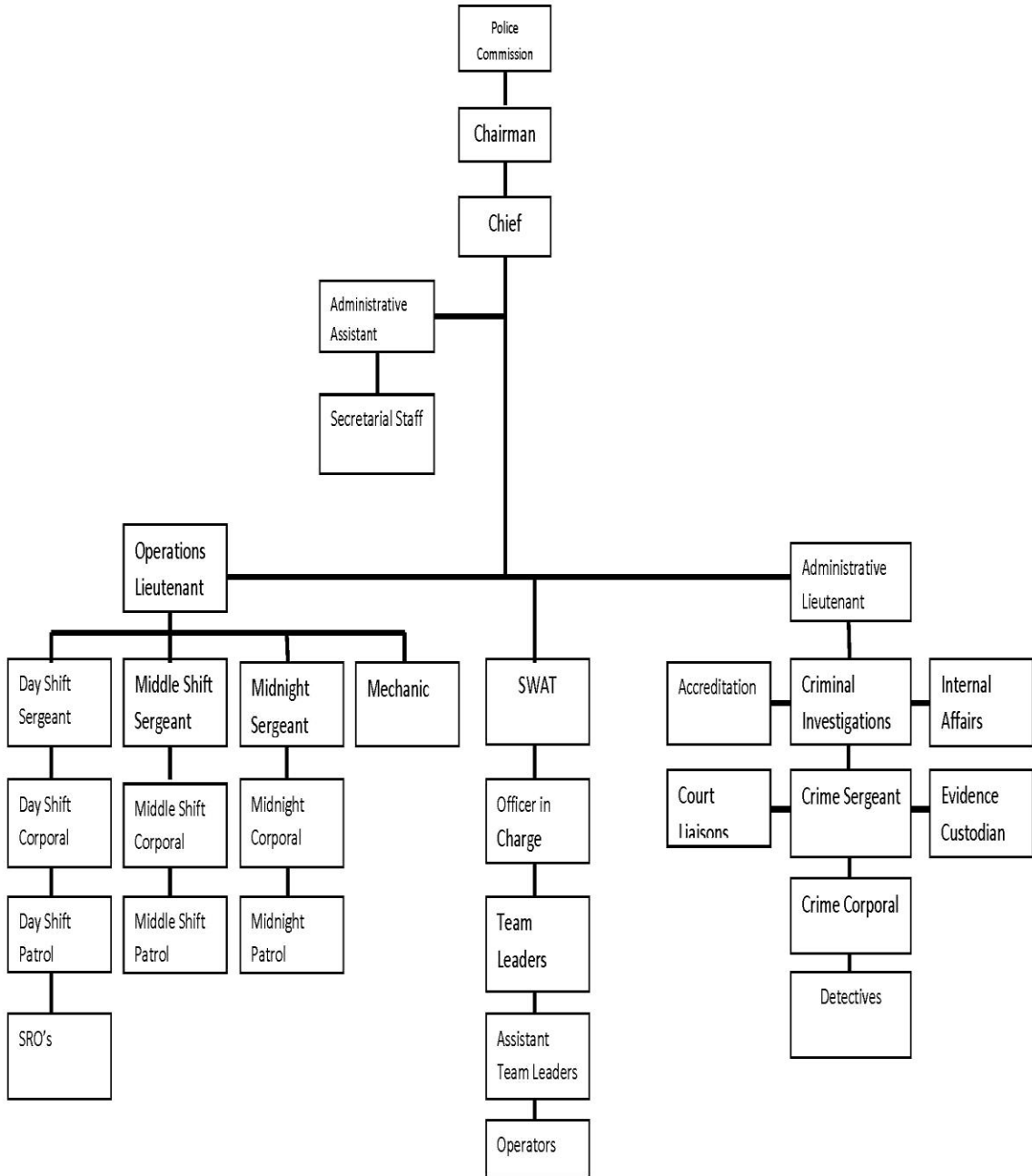
Lieutenant Chris Wagner promoted to Chief effective 12/9/2014

2014 Employee Listing and Organizational Chart
(See Next two Pages)

2014 Pocono Mountain Regional Police Employee Listing

Title	Y#	Name	Date of Hire
Chief	1	Chris Wagner	6/13/1994
LT	2	William Laverty	5/23/1994
Sgt	9	Jeffrey Bowman	1/3/1990
Ofc	11	Jeffrey Lutz	2/21/1994
Ofc	17	Robert Bashore	5/1/1989
Det	18	Christopher Boheim	1/2/1995
Det/Sgt	23	Kenneth Lenning	3/29/1989
Ofc	26	Gary Gaus	7/8/1993
Det	27	John Bohrman	7/22/1993
Cpl	28	Steven Mertz	2/12/1997
Sgt	32	Charles LaRue	11/16/1998
Ofc	33	Richard Michaels	2/15/1999
Ofc	34	Maurice Vaccaro	6/7/1999
Ofc	35	Joseph Lutkowski	1/31/2000
Det/Cpl	37	Lucas Bray	1/22/2001
Sgt	38	Kristopher Vogt	1/14/2002
Ofc	39	Daniel Jones	6/19/2002
Cpl	41	Matthew Nero	1/20/2003
Ofc	43	Daniel Smelas	10/16/2003
Det	45	Michael Sciarillo	5/2/2005
Ofc	46	Scott Dunlap	6/1/2005
Cpl	47	Nicholas Mecca	6/5/2006
SRO	48	James Apgar	7/24/2006
Ofc	49	Jeff Papi	9/20/2006
Ofc	50	David Posluszny	1/29/2007
Ofc	53	Keith Eichler	7/30/2007
Ofc	54	Derick Metzger	2/19/2008
Ofc	56	Mark Andersen	3/3/2008
SRO	57	Kyle VanNote	8/4/2008
Ofc	58	Donald Scarfo	2/2/2009
Ofc	60	Erica Burk	2/2/2009
Det	61	Robert Miller	2/2/2009
Ofc	63	Derek Chaffee	2/2/2009
SRO	65	Jason Wile	8/3/2009
Academy	67	Jessie Bohrman	8/4/2014
Secretary		Marianne Avosso	6/11/2007
Secretary		Laura Deane	6/19/2006
Secretary		Susan Kopp	2/2/2009
Exec. Asst.		Kathy Matisak	8/15/1988
Secretary		Barbara Wieand	1/14/2002
Mechanic		Thomas Petrosino (Part Time)	4/1/2003

Pocono Mountain Regional Police Department Organizational Chart



Sick Time:

6 members of the PMRPD used no sick time during 2014. These Officers were: Chief Chris Wagner, Lieutenant William Laverty, Detective John Bohrman, Officer Scott Dunlap, Officer Jeff Papi and Officer Kyle VanNote.

The number of sick days taken during 2014 by all officers was 273.81 for an average of 8.05 days per officer. Two Officers were out for extended time with various work and non-work related injuries. These officers took 108 and 36, days respectively which did contribute to the high average. The number of sick days taken for non-sworn employees was 30.03. The average number of sick days for the non-sworn members was 6.00 sick days per employee.

Commendations:

3 commendations were given out this year to the following Officers:

Detective Chris Boheim for his Investigation into the homicide of Matthew Stillwell.

Officer Donald Scarfo for his response to a chemical spill on Interstate 80 on 6/26/2014.

Officer Gary Gaus for his dedication to the PMRPD SWAT from 1996-2013.

Canine Activity:

Corporal Matt Nero / K9 Niko: 37 deployments
10 assists
3 apprehensions
1 bite
10 community events

Officer Joe Lutkowski / K9 Chase: 16 deployments
4 assists
0 apprehensions
0 bites
4 community events

SWAT Activity: 2 Team Activations

Pocono Mountain Regional Police

2014 Fact Sheet

Training:

The Pocono Mountain Regional Police strives to provide as much training as possible given the responsibilities to patrol and criminal investigations, as well as, the budget allocation. All officers are required to attend the Municipal Police Officer Education and Training Commissions (MPOETC) mandatory updates. We also have required certifications and re-certifications for departmental trainers. The Pocono Mountain Regional Police Department received the following training for various officers during 2014:

1. Operation Nighthawk
2. Self Contained Breathing Apparatus in a tactical Environment
3. National Incident Management System 400
4. Utilizing Cell Phones in Homicide Investigations
5. Tactical Precision Long Rifle Instructor
6. Pennsylvania Narcotics Officer Association Conference
7. Crash Zone Software
8. Crisis Intervention
9. Firearms Armorer Course
10. NTOA SWAT Review
11. 35th Annual Hostage Negotiations seminar
12. Advanced Tactical Training
13. Police Response to Active Shooter
14. Monroe County Drug Task Force training
15. Computer Aided Diagramming
16. Total Station Measuring Device
17. Detective and New Criminal Investigator
18. BOSCH CDR Technician
19. Basic SWAT training
20. Basic School Resource Officer training
21. Bi-annual Firearms qualifications and training
22. Monthly SWAT training
23. Monthly marksmen training
24. Monthly canine training
25. Pennsylvania Labor Relations seminar

Pocono Mountain Regional Police Partnerships

Partnership:

- 1) Pocono Mountain School District – School Resource Officer (SRO) Program**
 - The Pocono Mountain Regional Police currently has 3 SRO's within the Pocono Mountain School District (PMSD). These Officers are currently in the Pocono Mountain West Junior High School, the Pocono Mountain West High School and the Pocono Mountain East High School.
 - PMSD has reimbursed the PMRPD \$195,942.95, in salary, for the SRO program in 2014.
- 2) Drug Enforcement Administration Task Force**
 - The Pocono Mountain Regional Police continued its partnership with the DEA Task Force in 2014.
 - Detective Michael Sciarillo continued as the PMRPD DEA task force representative
 - The PMRPD has been reimbursed 15,153.03 for overtime in 2014.
- 3) Monroe County Drug Task Force**
 - The Pocono Mountain Regional Police continues to participate in the Monroe County Drug Task Force (MCDTF).
 - The MCDTF has reimbursed the PMRPD 13,148.54 for overtime in 2014.
- 4) Northeast Pennsylvania Counter Terrorism Task Force (NEPACTTF)**
 - The PMRPD continues to participate in the NEPACTTF
 - The NEPACTTF paid for the PMRPD SWAT to train in Tactical Operations in a Hazardous Environment using Self Contained Breathing Apparatus.

Pocono Mountain Regional Police

2014 Fact Sheet

Units of Service:

The Pocono Mountain Regional Police uses a unit of service concept whereby municipalities purchase a requested number of hours by unit. A unit of service is equal to 10 hours of service. This unit of service is known as a Police Protection Unit or PPU. The 2014 cost per PPU was \$37,787.12. Officers activity is now monitored and accounted for by every minute of their shift through our records management system.

2014 Budget Hours Breakdown

2014 Total Hours Available per Week: 1280

2013 Total Hours Available per Week: 1380

2014 Total Hours Available per Day: 183

2013 Total Hours Available per Day: 197

Monthly Hours Days per Month

Municipality	2014 Hours	2013 Hours	2014 %	28	30	31
Tobyhanna	420.61	453.47	32.86	1682	1803	1863
Mt. Pocono	169.09	182.30	13.21	676	725	749
Tunkhannock	160.00	172.50	12.50	640	686	709
Coolbaugh	530.30	571.73	41.43	2121	2273	2348
Totals	1280.00	1380.00	100	5120	5486	5669

2014 Total Budget: **\$5,627,573**

2014 Revenue Adjusted Budget: **\$4,836,750.73**

2014 Unit of Service Cost: **\$37,787.12**

Pocono Mountain Regional Police

2014 Fact Sheet

2014 Budget – Municipal Breakdown

Tobyhanna Township: **\$1,589,356.29**
Mount Pocono Borough: **\$638,934.77**
Tunkhannock Township: **\$604,593.84**
Coolbaugh Township: **\$2,003,865.83**

Pocono Mountain Regional Police 2014 Fact Sheet

Total Yearly Mortgage 2014:

Tobyhanna Township:	26% / \$40,837.32
Mount Pocono Borough:	23% / \$36,125.28
Tunkhannock Township:	25% / \$39,266.62
Coolbaugh Township:	26% / \$40,837.32

Pocono Mountain Regional Police 2014 Fact Sheet

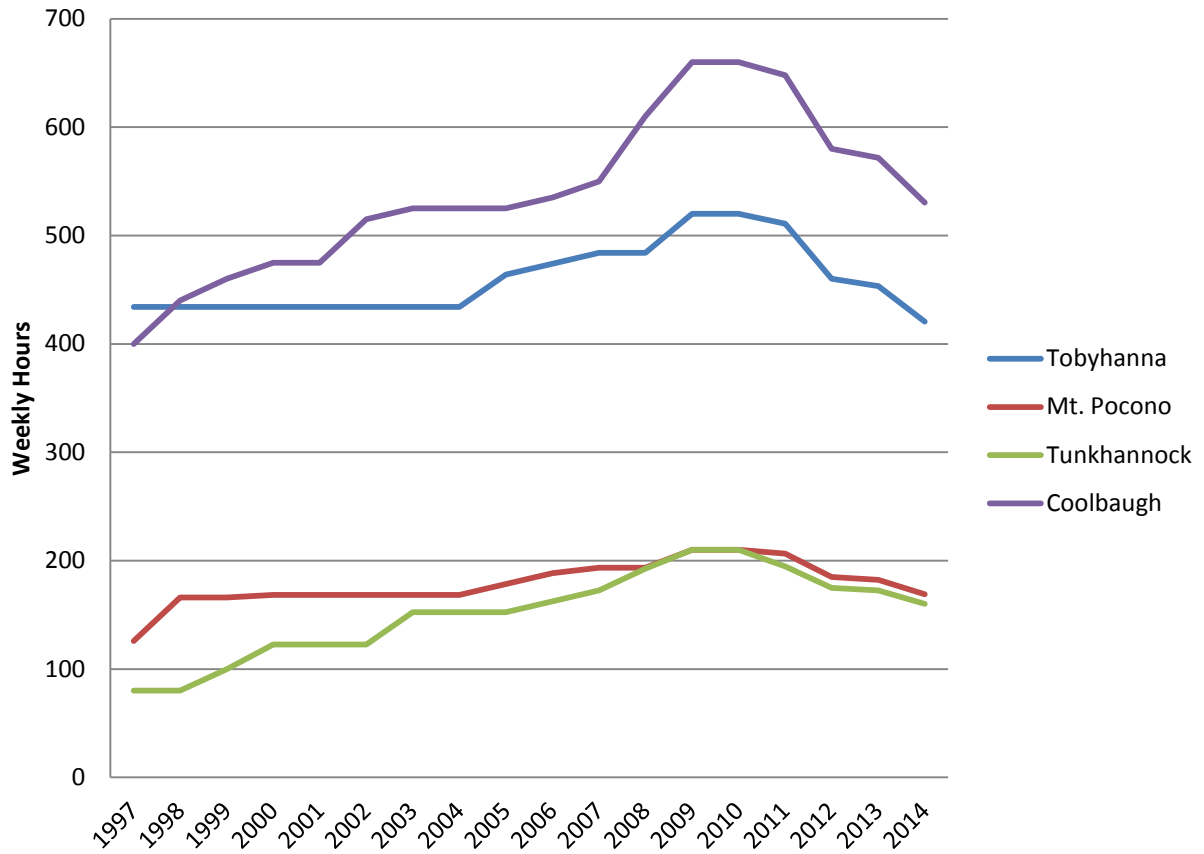
Changes in Hours 1997 - 2014

	Tobyhanna	Mt. Pocono	Tunkhannock	Coolbaugh	
1997	434	126	80	400	
1998	434	166	80	440	Mount Pocono + 40/Coolbaugh + 40
1999	434	166	100	460	Tunkhannock +20/Coolbaugh +20
2000	434	168.5	122.5	475	Mount Pocono + 2.5/Tunkhannock + 22.5/Coolbaugh + 15
2001	434	168.5	122.5	475	No Increase
2002	434	168.5	122.5	515	Coolbaugh +40
2003	434	168.5	152.5	525	Tunkhannock +30/Coolbaugh +10
2004	434	168.5	152.5	525	No Increase
2005	464	178.5	152.5	525	Tobyhanna +30/Mount Pocono +10
2006	474	188.5	162.5	535	All Municipalities +10
2007	484	193.5	172.5	550	Tobyhanna+10/Mt Pocono+5/Tunkhannock+10/Coolbaugh+15
2008	484	193.5	192.5	610	Tunkhannock +20 / Coolbaugh +60
2009	520	210	210	660	Tobyhanna+36/Mt Pocono+16.5/Tunkhannock+17.5/Coolbaugh+50
2010	520	210	210	660	No Increase
2011	511	206.5	194.6	647.9	Tobyhanna-9/Mt. Pocono-3.5/Tunkhannock-15.4/Coolbaugh-12.1
2012	460	185	175	580	Tobyhanna-51/Mt. Pocono-21.5/Tunkhannock-19.6/Coolbaugh-67.9
2013	453.47	182.3	172.5	571.73	Tobyhanna-6.53/Mt. Pocono-2.7/Tunkhannock-2.5/Coolbaugh-8.27
2014	420.61	169.09	160.00	530.30	Tobyhanna -32.86/Mt. Pocono -13.21/ Tunk -12.5/ Coolbaugh -41.43
Total Change	- 13.39	+43.09	+80.00	+130.30	+240

Decrease

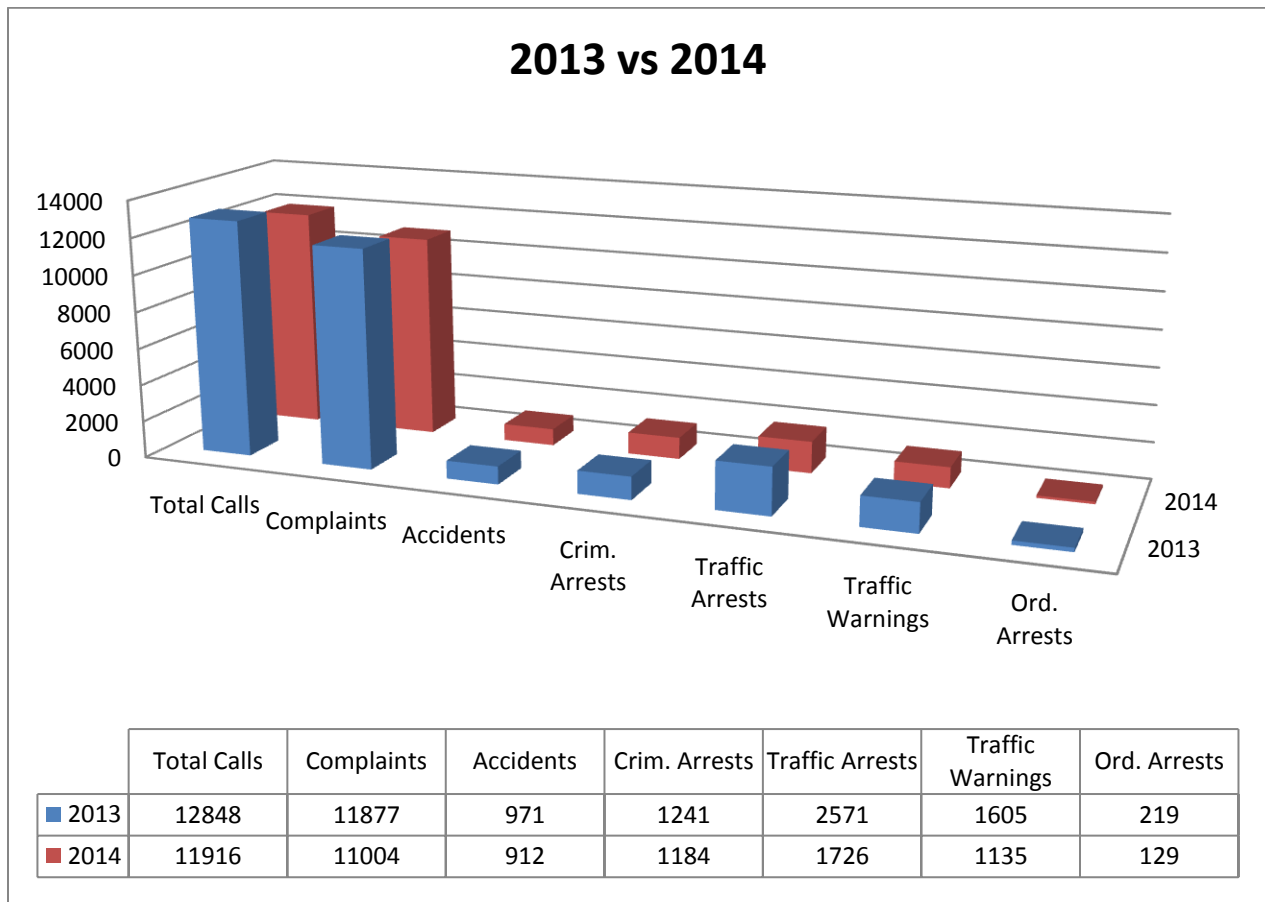
Increase

Change in Hours over Time



Pocono Mountain Regional Police Department 2013 vs 2014 Activity

	2013	2014	Increase / Decrease	%
Total Calls	12848	11916	-932	-7%
Complaints	11877	11004	-873	-7%
Accidents	971	912	-59	-6%
Crim. Arrests	1241	1184	-57	-4%
Traffic Arrests	2571	1726	-845	-32%
Traffic Warnings	1605	1135	-470	-29%
Ordinance Arrests	219	129	-90	-41%



Pocono Mountain Regional Police Department
2014 Total Activity

Hours

Activity

	Patrol	Investigations	Vascar	Court	Assigned	Complaints	Accidents	Criminal Arrests	Traffic Arrests	Warning	Ord. Arrests
January	1252.09	2217.48	8.45	226.18	1965.22	907	101	71	147	90	10
February	1185.16	1884.97	3.75	256.46	1838.84	813	87	67	93	61	14
March	1256.31	1986.15	19.51	171.91	2234.59	886	49	85	280	182	23
April	861	1932.69	15.89	261.48	2414.94	927	67	100	105	80	7
May	1071.31	2061.21	31.77	154.49	2350.22	969	63	154	148	129	13
June	1181.14	2065.92	16.08	172.45	2043.41	1019	69	127	124	108	5
July	1112.24	1958.07	19.5	156.83	2422.36	1031	65	105	113	90	8
August	1250.14	2284.15	18.6	220.24	1895.88	1062	79	116	262	124	13
September	1135.5	2153.35	9.55	160.35	1427.25	909	83	93	116	69	13
October	1008.43	1978.49	6.65	267.38	2408.05	914	90	77	86	48	5
November	1223.74	1657.78	12.22	157.07	2435.18	825	78	91	163	89	13
December	1229.98	1802.79	16.23	145.38	2474.62	742	81	98	89	65	5
Total	13767.04	23983.05	178.2	2350.22	25910.56	11004	912	1184	1726	1135	129

Pocono Mountain Regional Police
Assigned Time Breakdown

	Training	Administration	Assists	Total
January	152.90	1787.99	24.33	1965.22
February	330.23	1494.97	13.64	1838.84
March	597.09	1627.52	9.98	2234.59
April	353.31	2036.18	25.45	2414.94
May	522.44	1798.76	29.02	2350.22
June	132.98	1893.05	17.38	2043.41
July	246.73	2163.55	12.08	2422.36
August	274.17	1607.63	14.07	1895.87
September	480.00	1305.86	241.40	2027.26
October	615.72	1745.68	46.65	2408.05
November	338.68	2076.20	20.30	2435.18
December	298.33	2167.69	8.6	2474.62
Total	4342.58	21705.08	462.90	26510.56

Pocono Mountain Regional Police Municipality Breakdown

Tobyhanna Township

	Patrol	Investigation	VASCAR	Court	Assigned	Total
January	596.42	496.70	2.35	69.45	645.77	1810.69
February	523.08	412.14	1.20	22.03	604.24	1562.69
March	601.23	464.54	9.93	31.34	734.29	1841.33
April	326.82	460.18	4.27	94.91	793.55	1679.73
May	482.48	459.92	10.23	51.90	772.28	1776.81
June	508.40	443.57	4.95	53.52	671.47	1681.91
July	481.04	393.20	12.29	21.42	795.98	1703.93
August	527.60	362.88	11.15	53.23	622.99	1577.85
September	578.91	378.49	4.66	24.53	666.15	1652.74
October	601.34	371.48	5.07	31.70	791.29	1800.88
November	767.45	428.32	10.01	27.35	800.20	2033.33
December	747.81	400.06	14.89	25.34	813.16	2001.26
Total	6742.58	5071.48	91.00	506.72	8711.37	21123.15

	Total Calls	Complaints	Accidents	Criminal Arrests	Traffic Arrests	Traffic Warnings	Ordinance Arrests
January	272	248	24	13	55	27	1
February	200	180	20	8	31	22	3
March	256	243	13	27	80	74	2
April	244	225	19	44	24	29	1
May	234	220	14	45	39	42	3
June	277	258	19	43	28	40	1
July	235	222	13	18	32	35	0
August	234	221	13	20	63	47	2
September	234	212	22	15	15	26	0
October	248	228	20	7	34	30	0
November	233	214	19	23	52	49	0
December	190	171	19	13	25	36	1
Total	2857	2642	215	276	478	457	14

Pocono Mountain Regional Police Municipality Breakdown

Mount Pocono Borough

	Patrol	Investigation	VASCAR	Court	Assigned	Total
January	109.57	354.43	2.10	38.55	259.61	764.26
February	139.33	264.74	0.87	37.12	242.91	684.97
March	132.52	228.19	2.81	33.76	295.19	692.47
April	92.46	256.14	3.64	39.02	319.01	710.27
May	140.97	403.78	6.40	31.58	310.46	893.19
June	136.73	347.07	4.40	40.17	269.94	798.31
July	162.87	331.00	2.90	32.33	319.99	849.09
August	153.30	444.63	1.43	60.32	250.45	910.13
September	80.53	383.72	1.15	46.45	267.80	779.65
October	30.29	384.10	0.00	78.32	318.10	810.81
November	43.86	262.93	0.48	23.25	321.69	652.21
December	47.50	302.17	0.50	39.30	326.89	716.36
Total	1269.93	3962.90	26.68	500.17	3502.04	9261.72

	Total Calls	Complaints	Accidents	Criminal Arrests	Traffic Arrests	Traffic Warnings	Ordinance Arrests
January	144	123	21	14	39	22	5
February	165	146	19	23	21	20	4
March	167	153	14	9	80	42	14
April	168	147	21	16	22	22	1
May	189	169	20	46	58	35	3
June	186	168	18	17	45	31	2
July	191	165	26	34	39	28	6
August	199	182	17	35	129	37	8
September	189	169	20	25	59	29	10
October	188	164	24	21	18	5	3
November	155	133	22	25	49	20	7
December	151	130	21	46	12	5	2
Total	2092	1849	243	311	571	296	65

Pocono Mountain Regional Police Municipality Breakdown

Tunkhannock Township

	Patrol	Investigation	VASCAR	Court	Assigned	Total
January	108.52	305.45	0.95	22.93	245.65	683.50
February	97.88	305.32	0.75	72.09	229.86	705.90
March	111.18	303.80	3.20	22.73	279.32	720.23
April	139.39	299.99	3.80	17.28	301.87	762.33
May	117.41	265.56	9.30	20.75	293.78	706.80
June	234.94	476.78	4.17	20.94	255.42	992.25
July	164.05	272.30	4.01	24.25	302.80	767.41
August	242.22	371.27	2.02	19.00	236.98	871.49
September	85.98	220.78	0.50	13.66	253.41	574.33
October	18.31	200.63	0.00	43.39	301.01	563.34
November	7.90	165.75	0.00	31.00	304.39	509.04
December	35.75	221.80	0.00	7.41	309.33	574.29
Total	1363.53	3409.43	28.70	315.43	3313.82	8430.91

	Total Calls	Complaints	Accidents	Criminal Arrests	Traffic Arrests	Traffic Warnings	Ordinance Arrests
January	138	122	16	7	17	8	0
February	123	112	11	5	4	3	1
March	115	109	6	10	22	12	0
April	132	127	5	7	6	1	0
May	136	127	9	8	16	15	0
June	164	154	10	30	13	20	0
July	143	133	10	14	15	9	0
August	168	154	14	28	16	21	0
September	127	116	11	15	9	7	0
October	115	105	10	5	2	1	0
November	93	84	9	3	6	1	0
December	120	97	23	9	5	0	0
Total	1574	1440	134	141	131	98	1

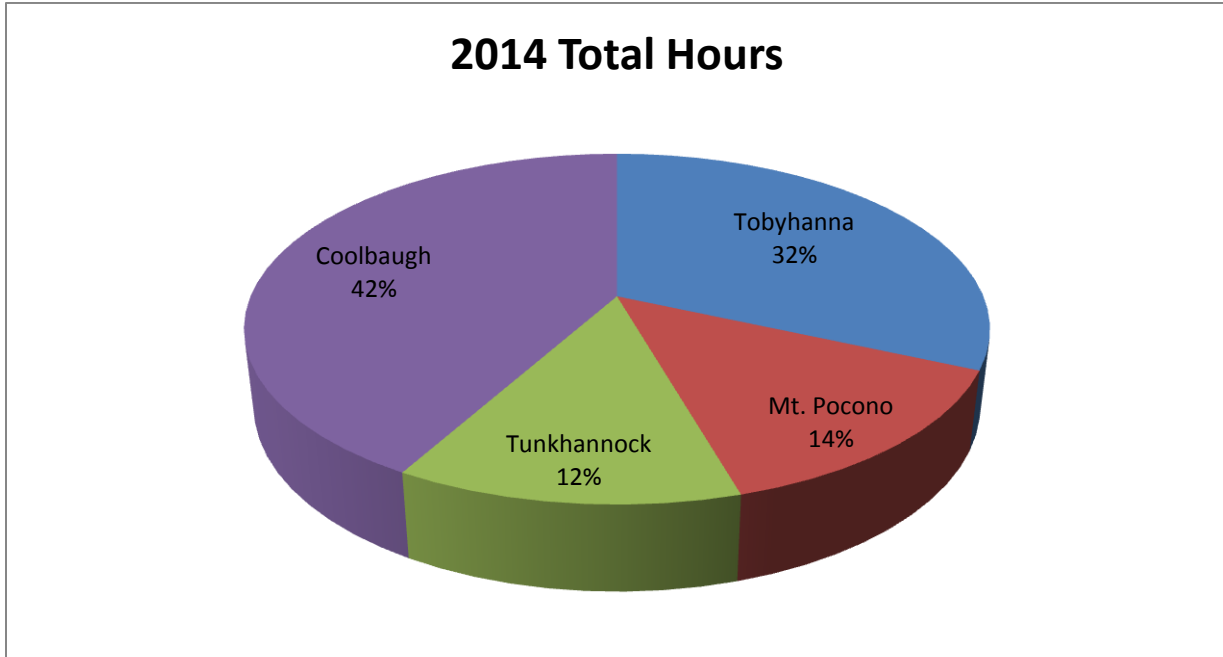
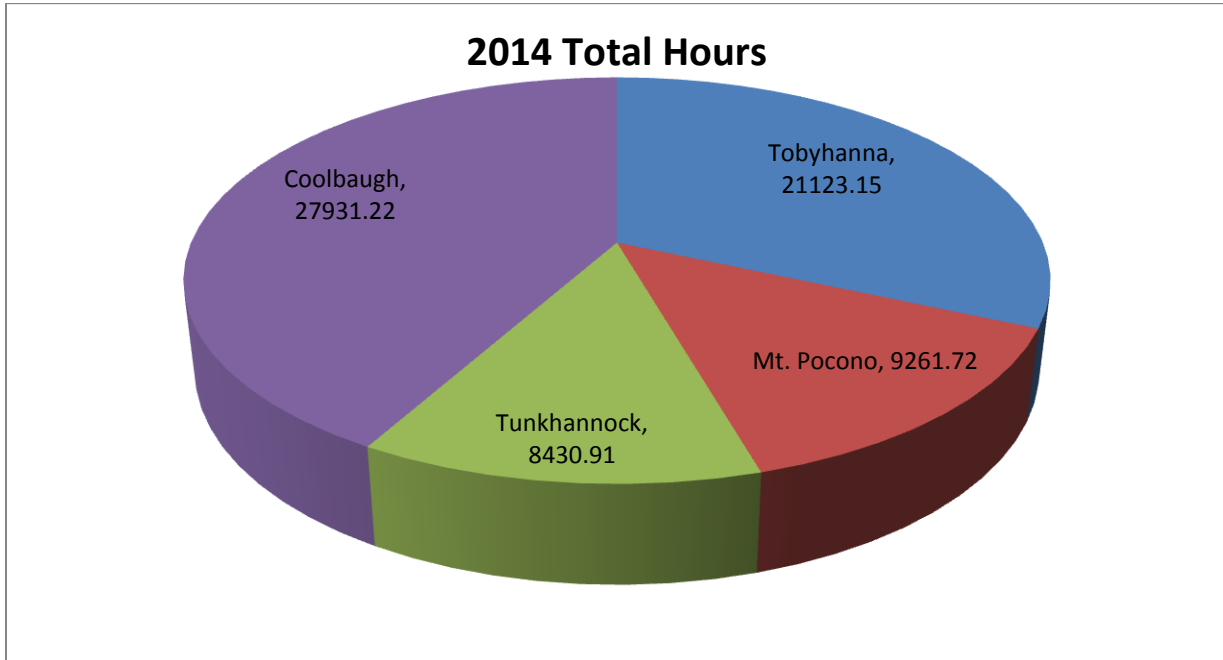
Pocono Mountain Regional Police Municipality Breakdown

Coolbaugh Township

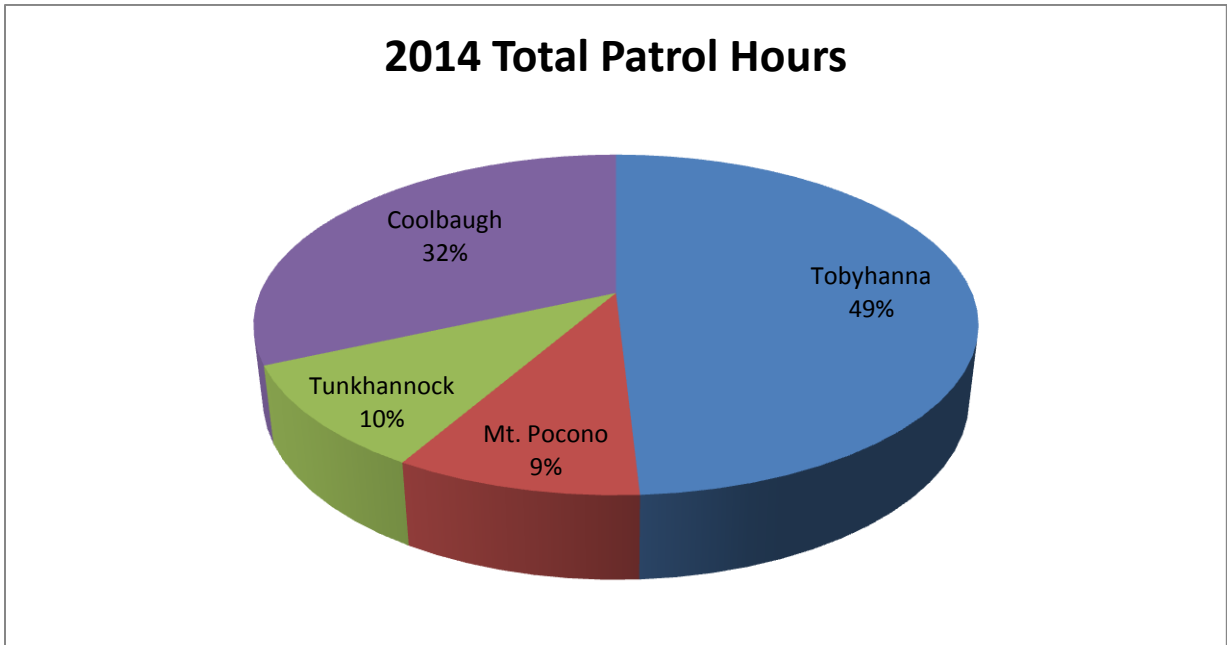
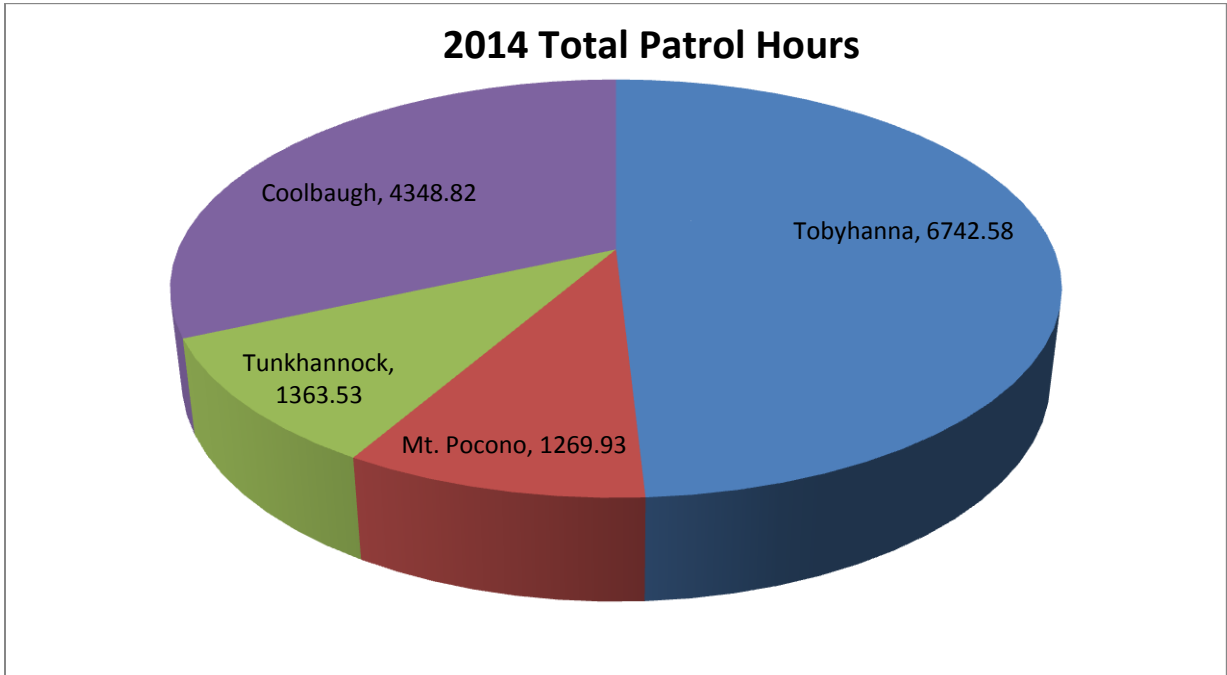
	Patrol	Investigation	VASCAR	Court	Assigned	Total
January	437.58	1060.48	3.05	95.25	814.19	2410.55
February	375.69	902.77	0.93	125.22	761.83	2166.44
March	411.38	990.15	3.57	84.08	925.79	2414.97
April	302.33	916.38	4.18	110.27	1000.51	2333.67
May	330.45	931.95	5.84	50.26	973.70	2292.20
June	308.07	798.50	2.56	57.82	846.58	2013.53
July	304.28	961.57	0.30	78.83	1003.59	2348.57
August	327.02	1105.37	4.00	87.69	785.46	2309.54
September	390.08	1170.36	3.24	75.71	839.89	2479.28
October	358.49	1022.28	1.58	113.97	997.65	2493.97
November	404.53	800.78	1.73	75.47	1008.90	2291.41
December	398.92	878.76	0.84	73.33	1025.24	2377.09
Total	4348.82	11539.35	31.82	1027.90	10983.33	27931.22

	Total Calls	Complaints	Accidents	Criminal Arrests	Traffic Arrests	Traffic Warnings	Ordinance Arrests
January	448	408	40	37	36	33	0
February	412	375	37	31	37	16	0
March	395	379	16	39	98	54	2
April	441	419	22	32	53	28	0
May	469	449	20	55	35	37	1
June	459	437	22	37	38	17	0
July	525	509	16	39	27	18	-1
August	536	501	35	33	54	19	0
September	431	401	30	38	33	7	0
October	446	410	36	44	32	12	0
November	422	394	28	40	56	19	0
December	360	342	18	30	47	24	0
Total	5344	5024	320	455	546	284	2

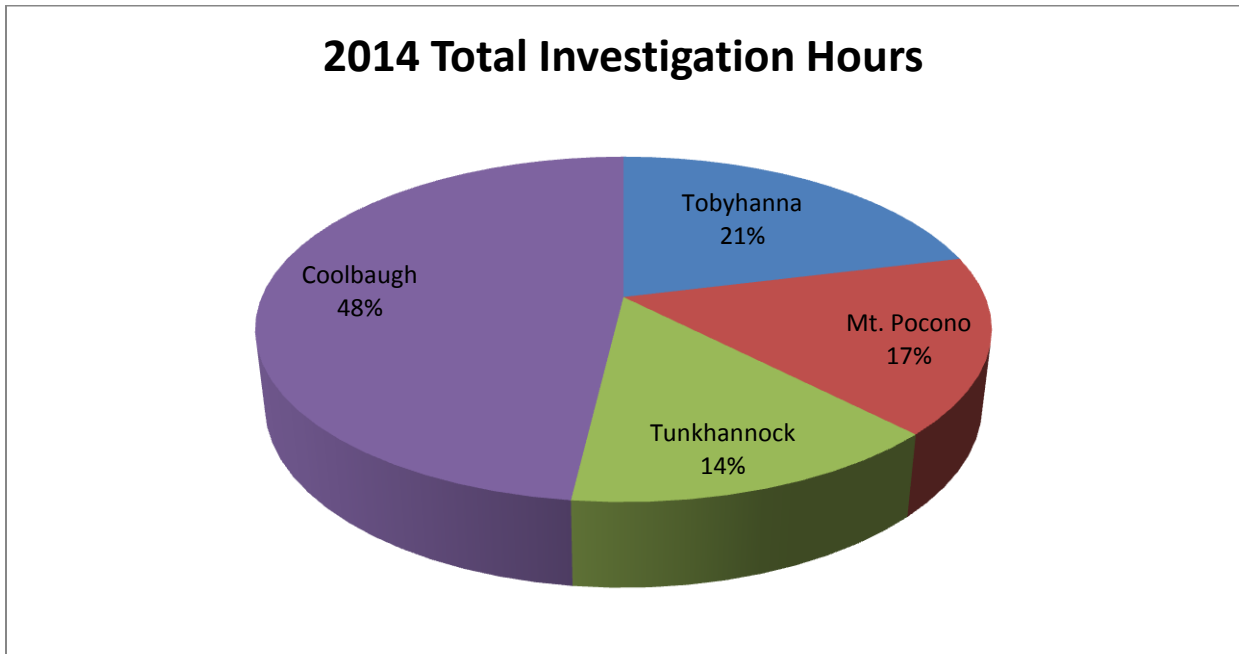
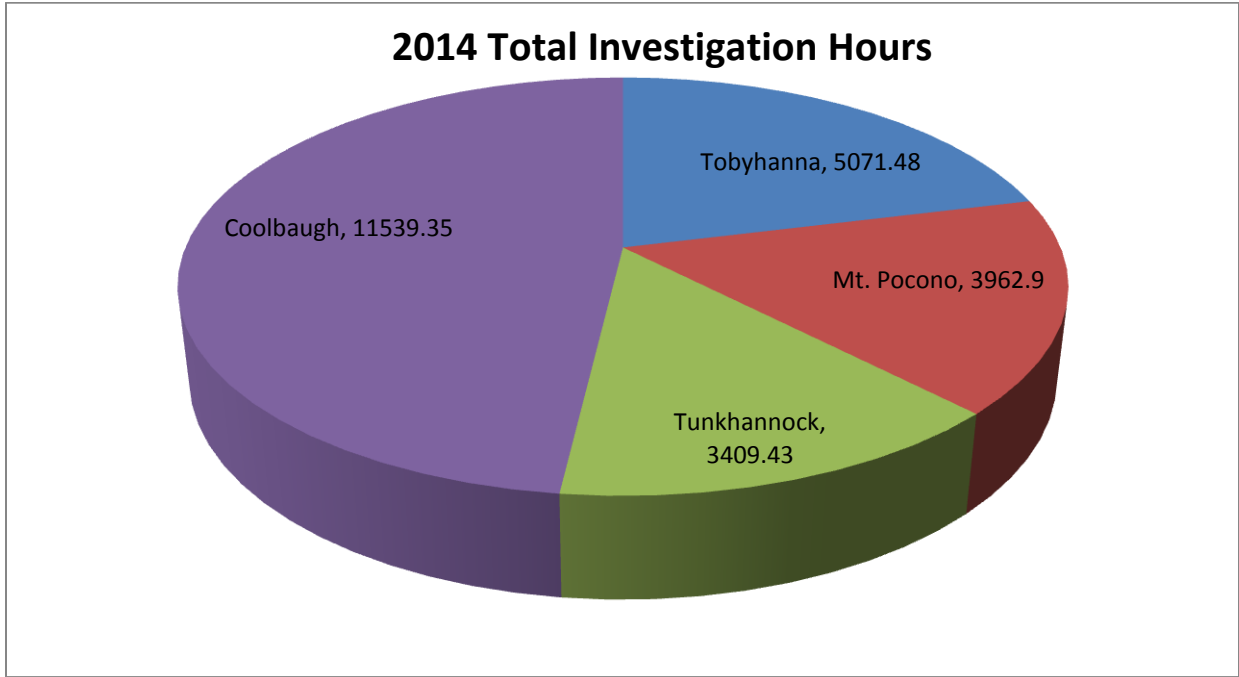
Pocono Mountain Regional Police Department 2014 Hourly Comparison



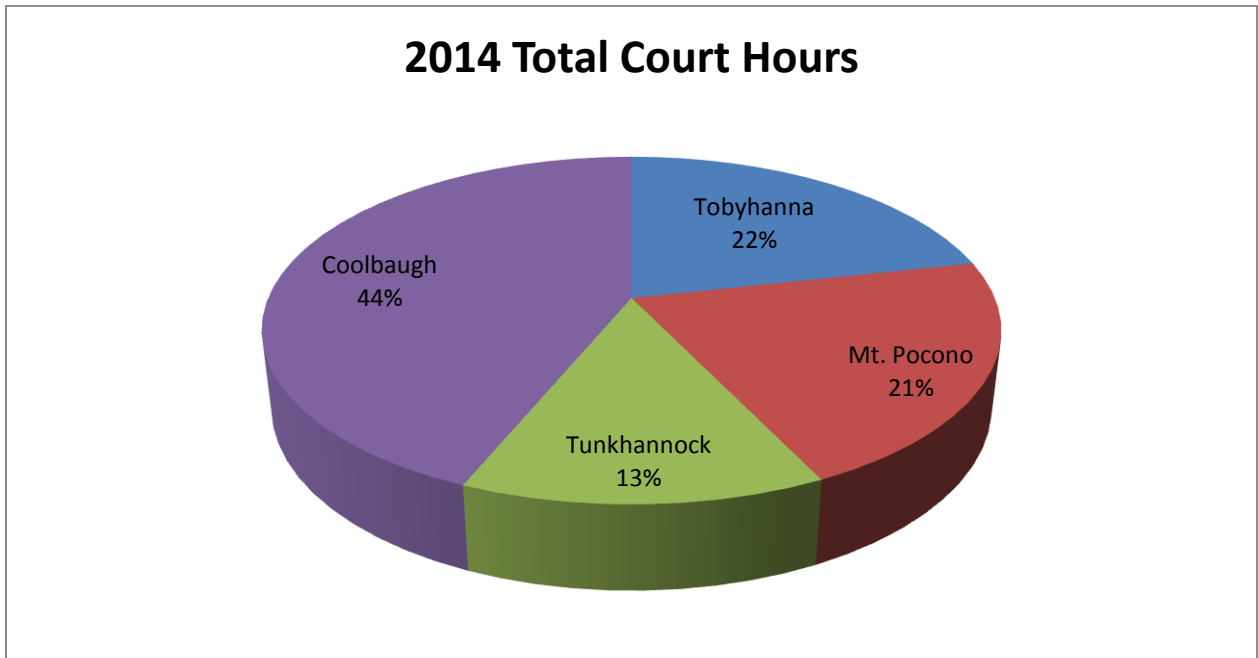
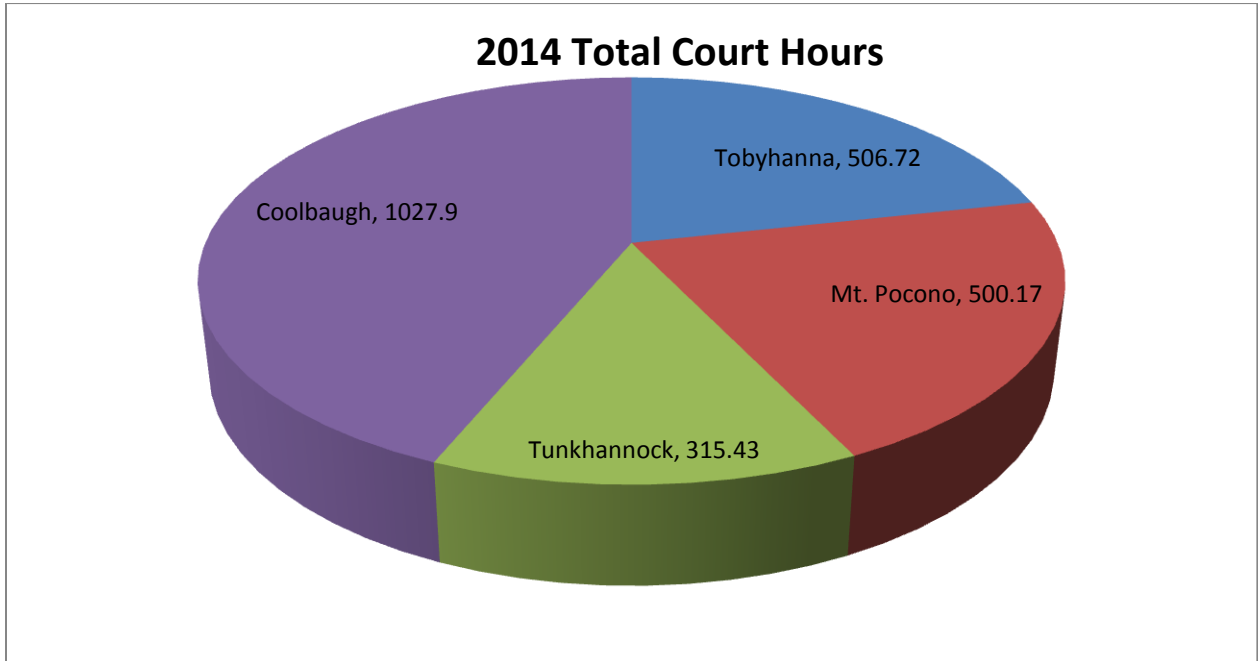
Pocono Mountain Regional Police Department
2014 Hourly Comparison



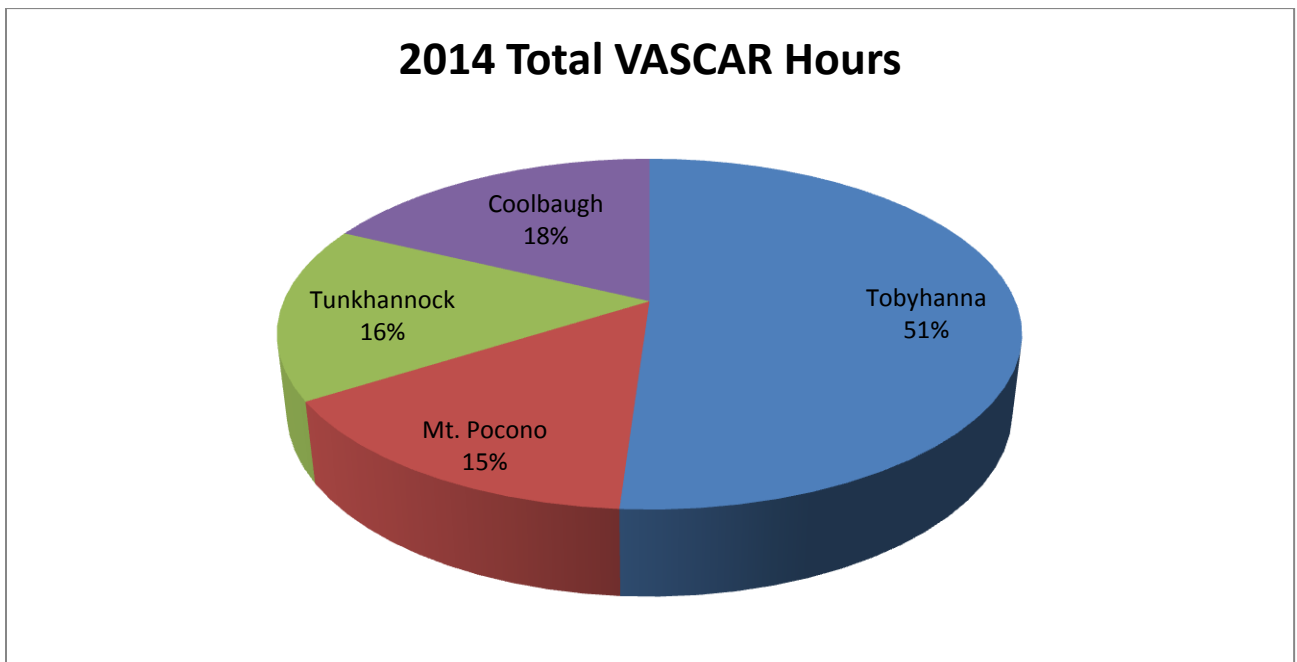
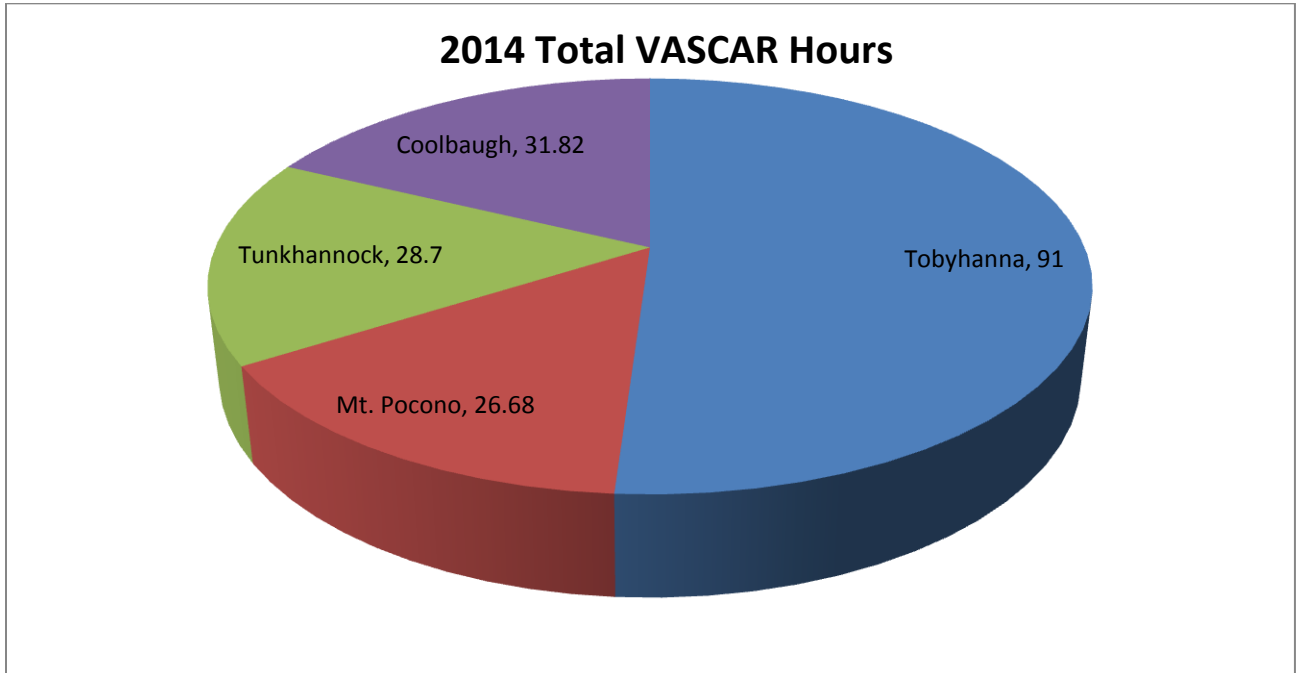
Pocono Mountain Regional Police Department 2014 Hourly Comparison



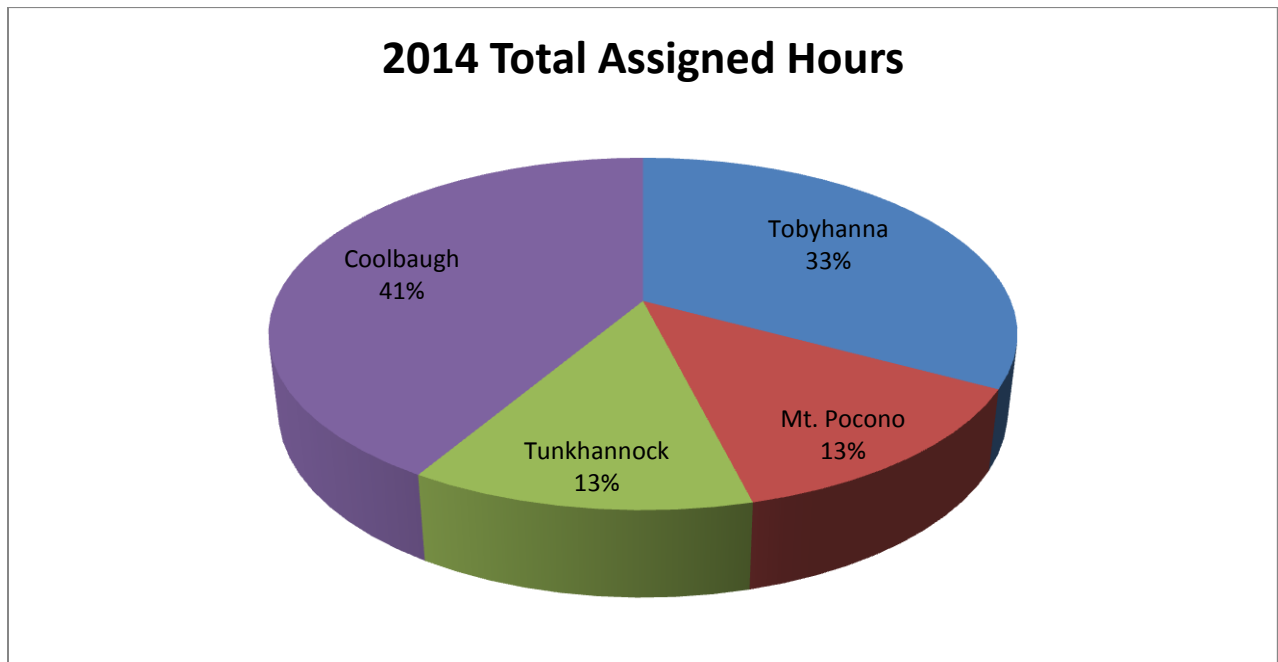
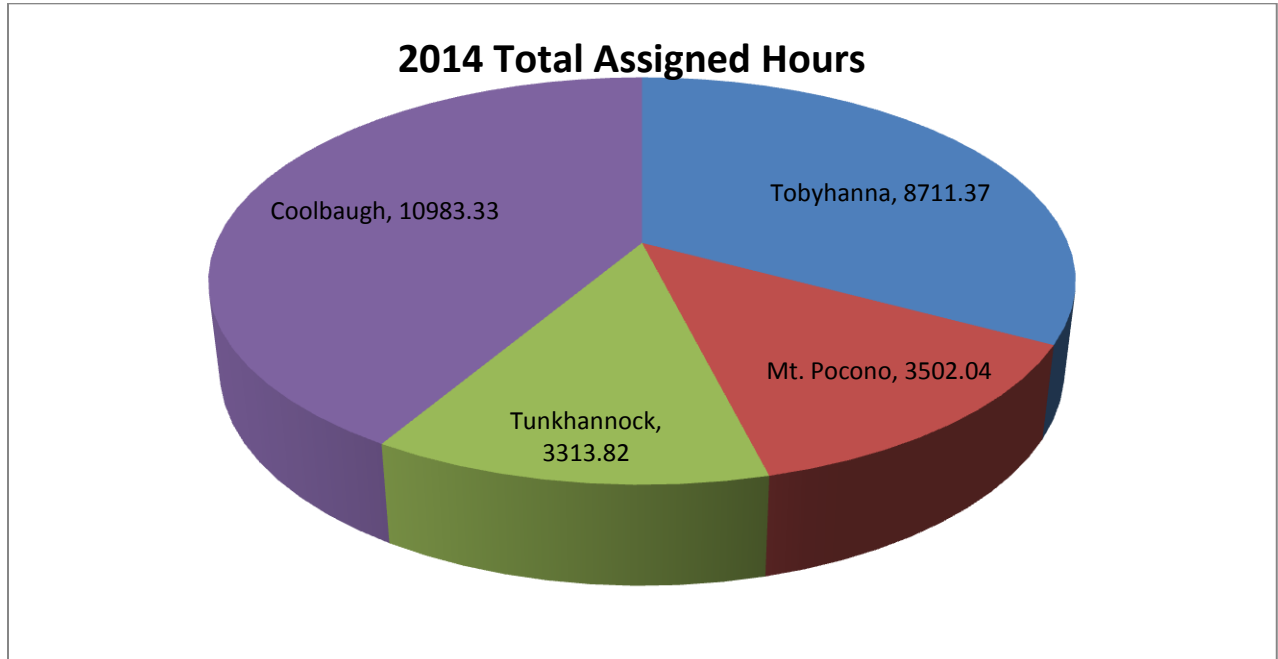
Pocono Mountain Regional Police Department 2014 Hourly Comparison



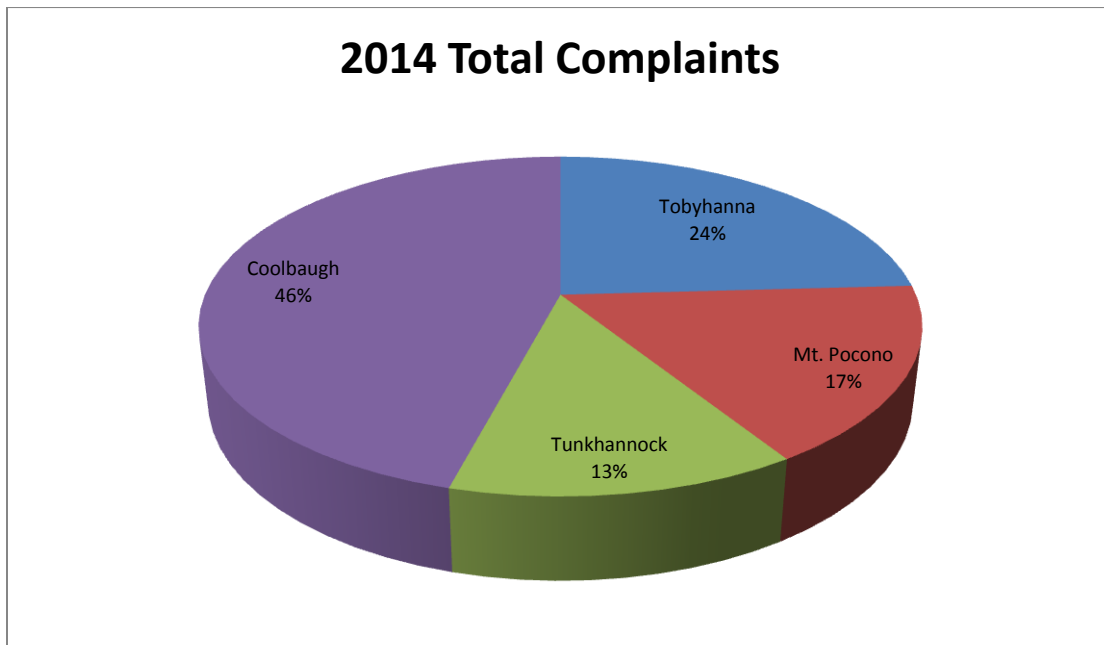
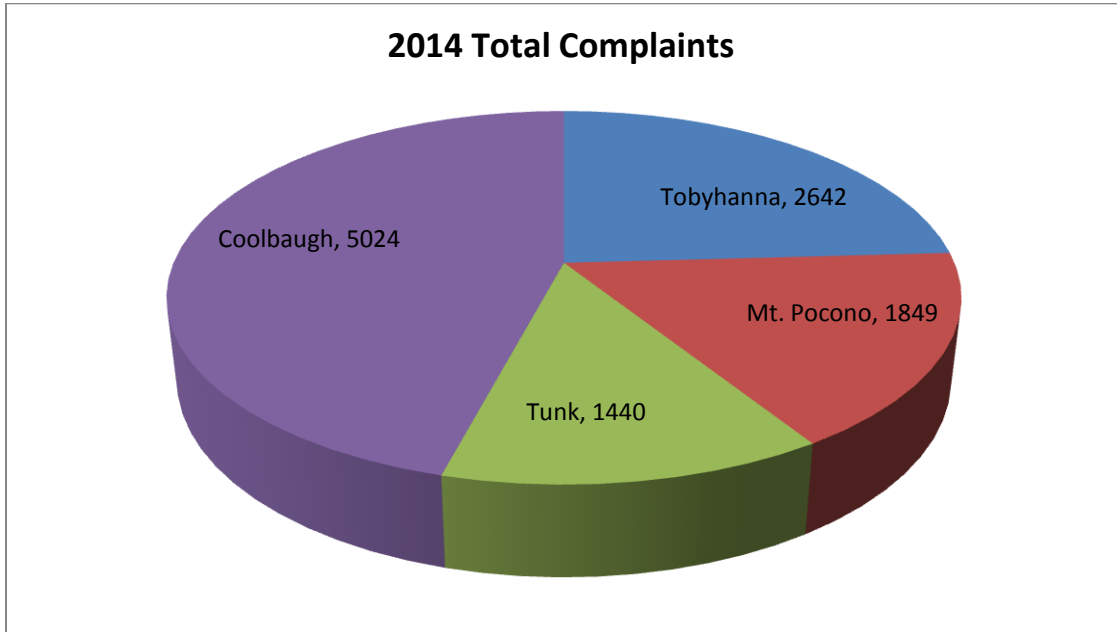
Pocono Mountain Regional Police Department 2014 Hourly Comparison



Pocono Mountain Regional Police Department 2014 Hourly Comparison

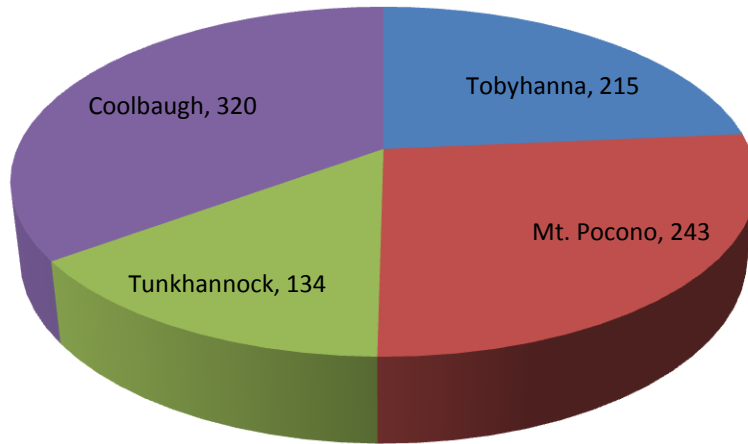


Pocono Mountain Regional Police Department 2014 Activity Comparison

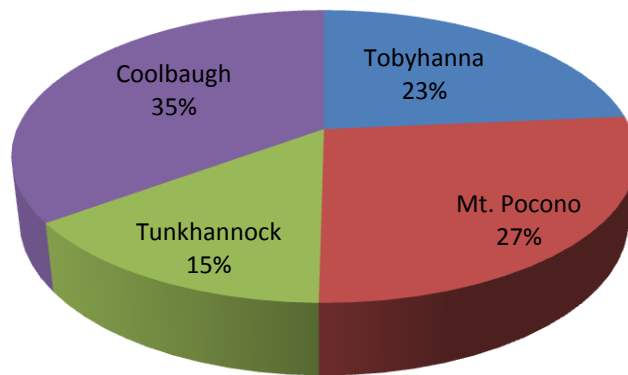


Pocono Mountain Regional Police Department 2014 Activity Comparison

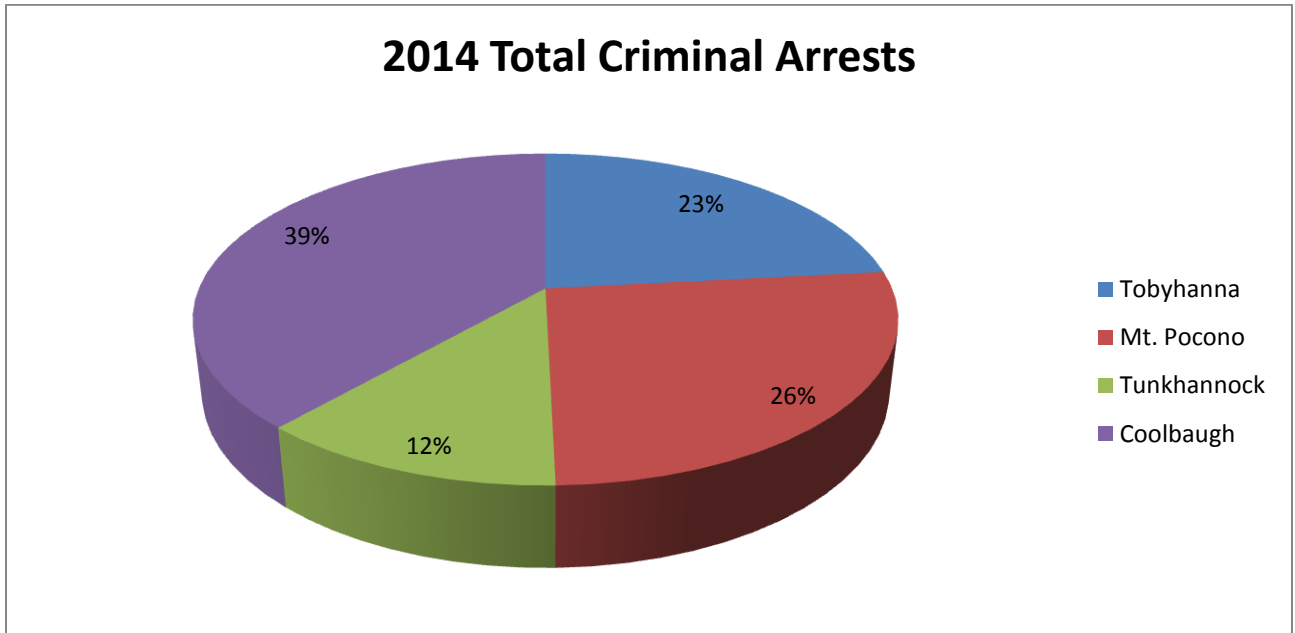
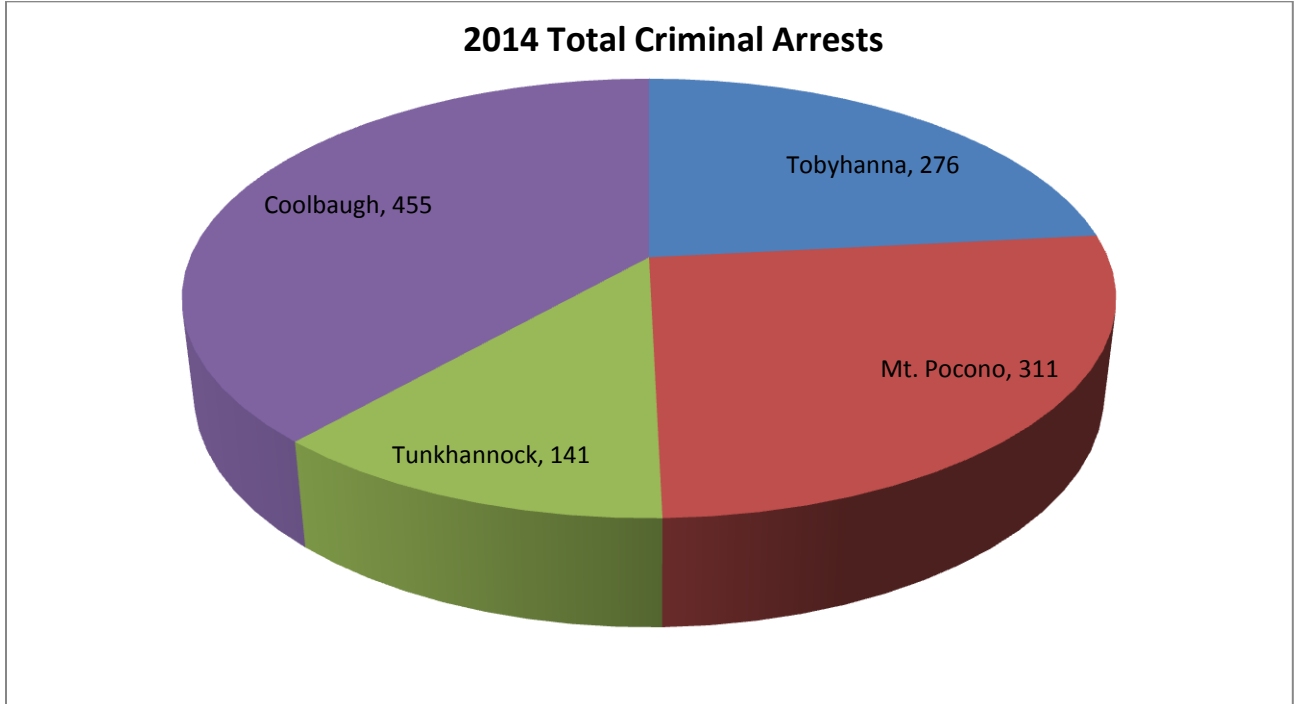
2014 Total Accidents



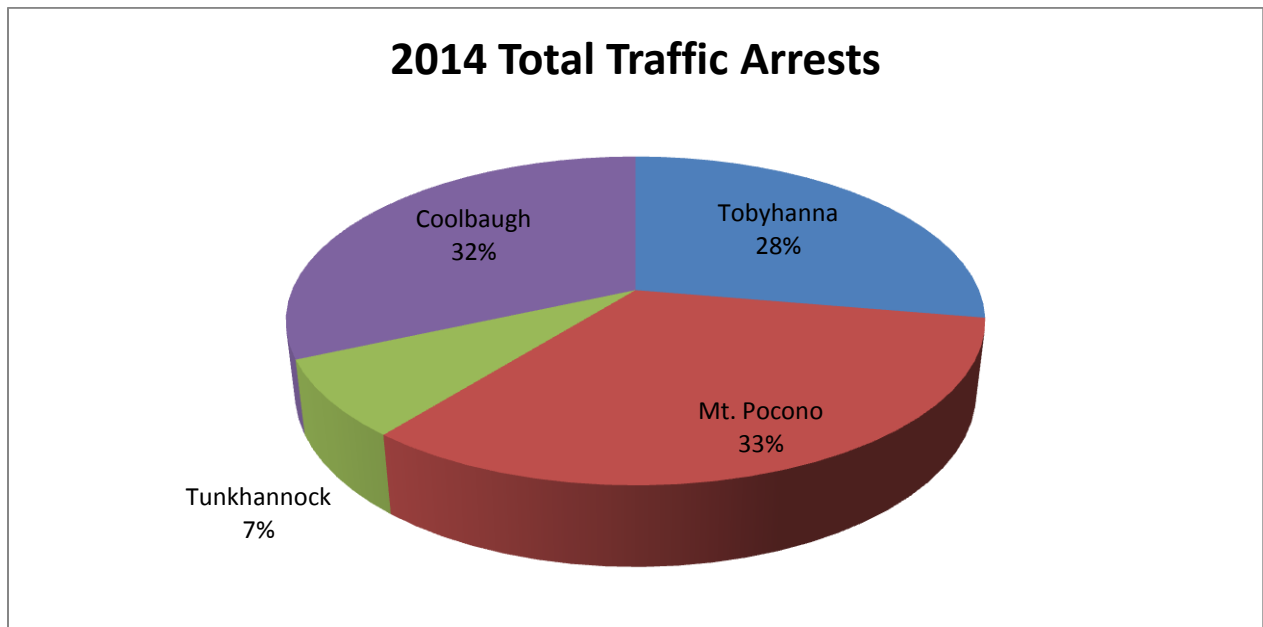
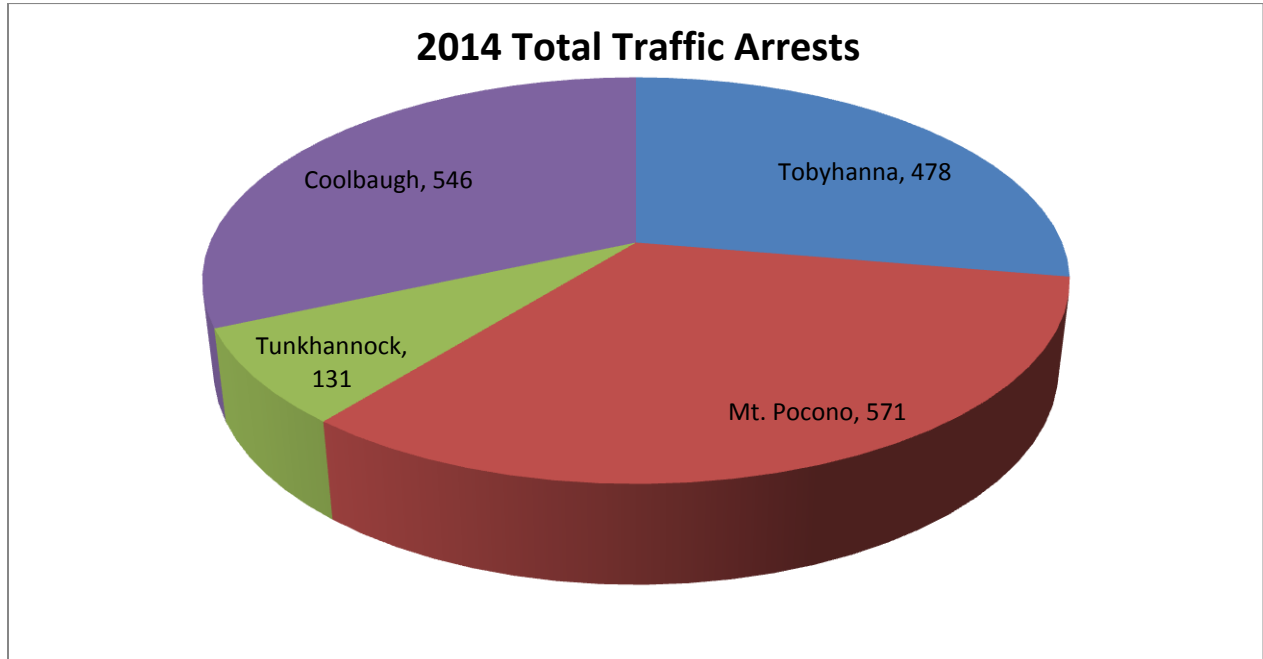
2014 Total Accidents



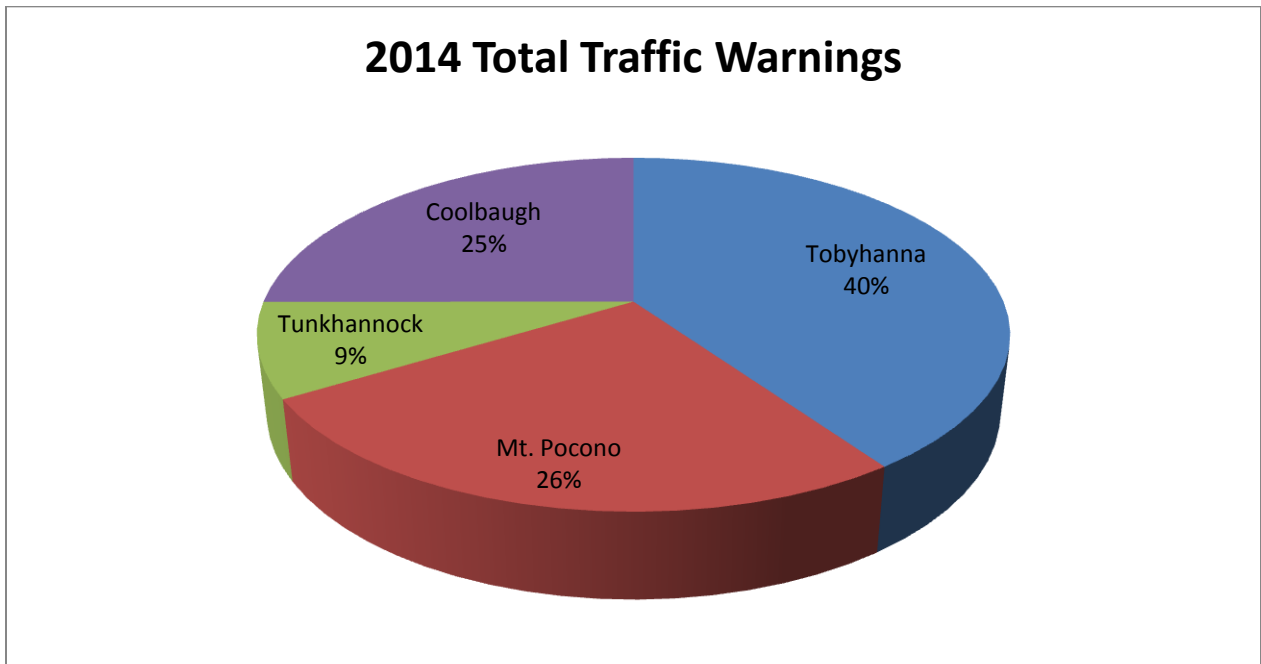
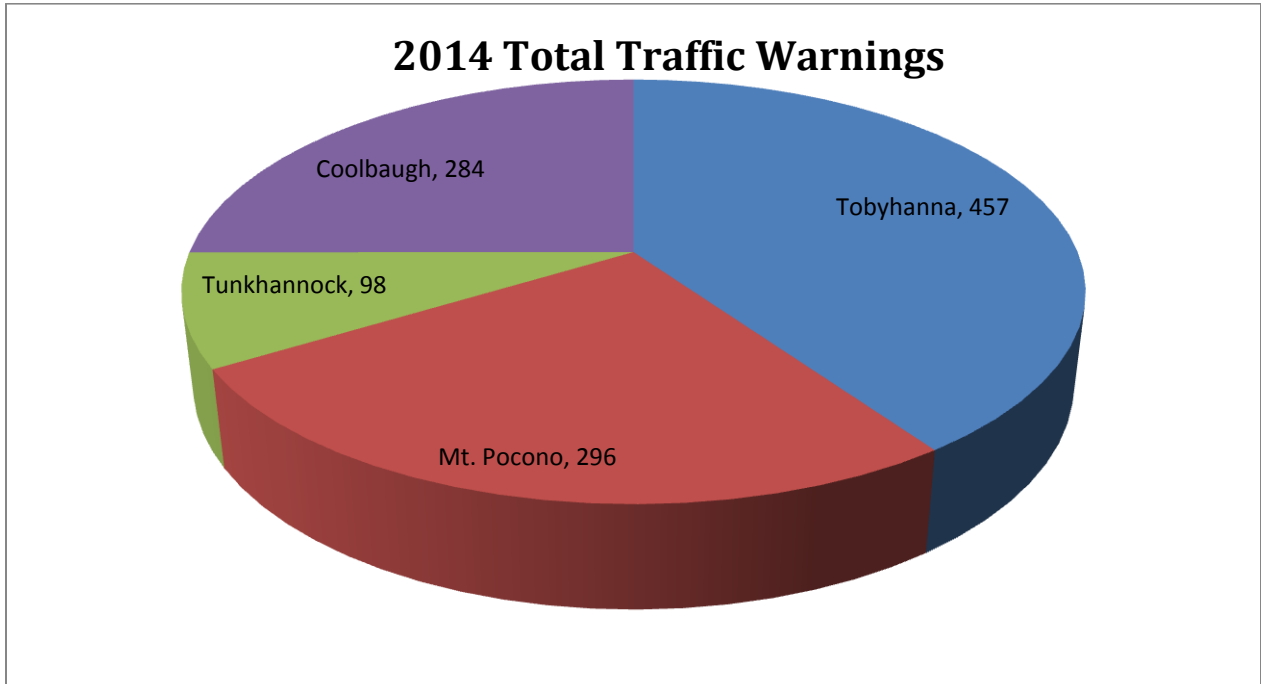
Pocono Mountain Regional Police Department 2014 Activity Comparison



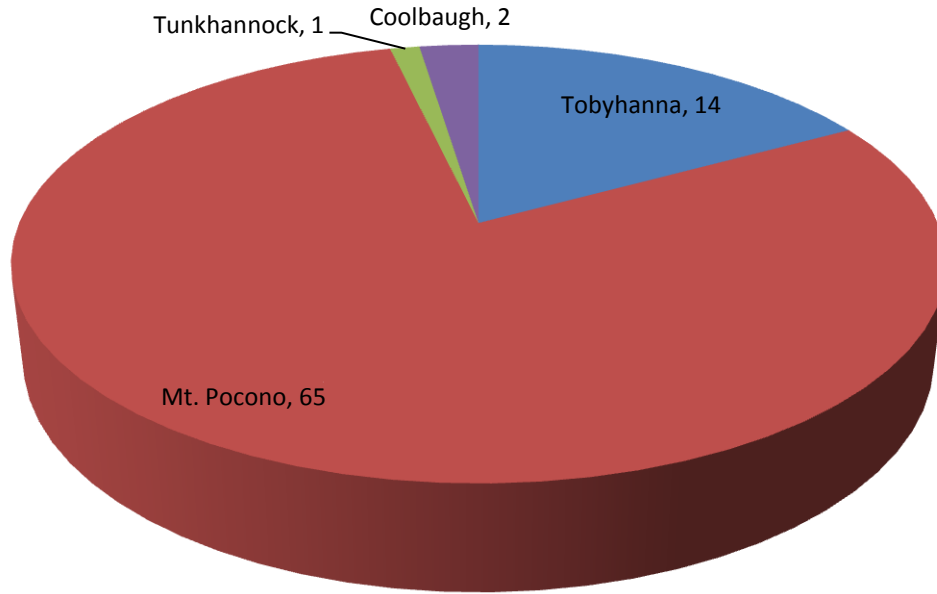
Pocono Mountain Regional Police Department 2014 Activity Comparison



Pocono Mountain Regional Police Department
2014 Activity Comparison

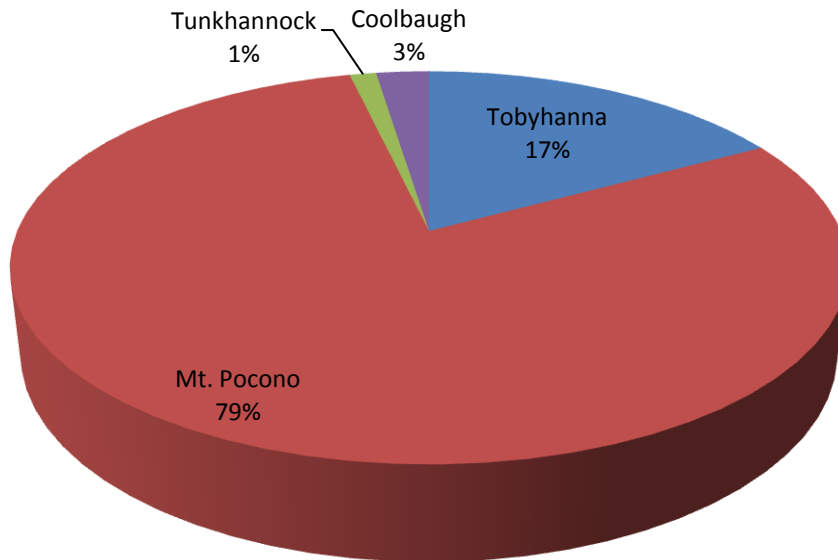


Pocono Mountain Regional Police Department 2014 Activity Comparison



2014 Total Ordinance Arrests

2014 Total Ordinance Arrests



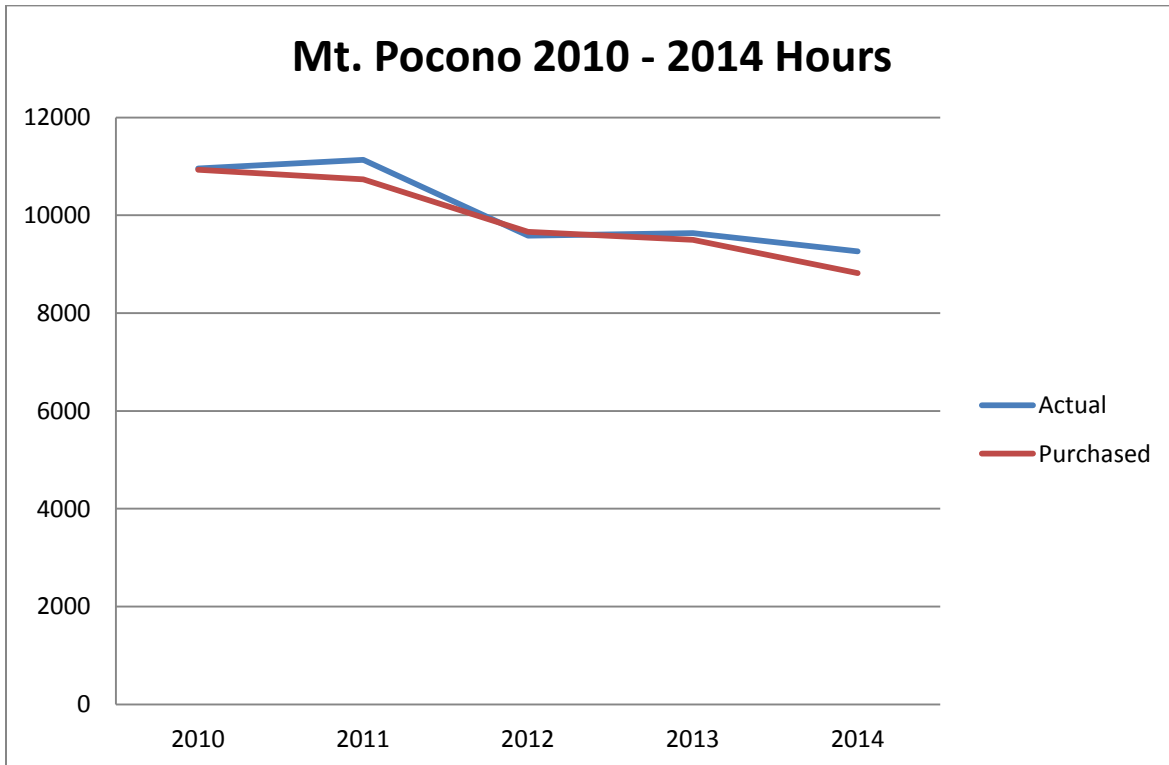
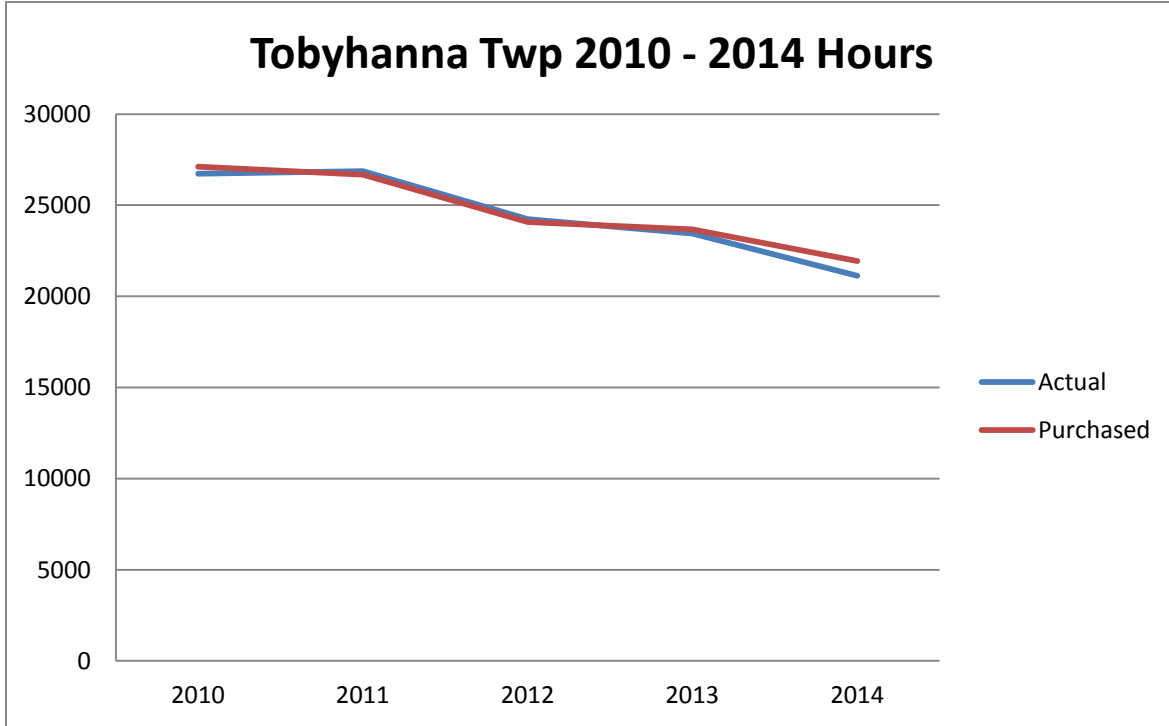
2010 – 2014 Total Hours % Over / Under Purchased Vs. Actual

	2010 Actual	Hrs. Purch.	+ / -	2011 Actual	Hrs. Purch.	+ / -	2012 Actual	Hrs. Purch.	+ / -	2013 Actual	Hrs. Purch.	+ / -	2014 Actual	Hrs. Purch.	+ / -
Total															
Patrol	23213.0			22907.5			18935.8			17204.7			13724.86		
Invest.	33267.5			30540.9			30105.4			28612.7			23983.16		
VASCAR	1189.3			985.8			448.0			442.5			178.20		
Court	3184.0			3165.4			2650.3			3014.6			2350.22		
Assigned	22575.3			23749.5			21060.4			22676.6			26510.56		
Totals	83429.0			81349.	81343.		73200.	73200.		71951.	71951.		66747.00		
Toby															
Patrol	9030.8			9979.6			9210.3			6559.4			6742.58		
Invest.	8880.3			7700.7			7280.3			8490.0			5071.48		
VASCAR	655.0			499.2			178.8			160.3			91		
Court	818.5			902.4			632.9			780.4			506.72		
Assigned	7337.0			7789.8			6928.9			7460.6			8711.37		
Totals	26721.5			26871.7	26680.5	1%	24231.1	24082.8	1%	23450.6	23671.9	-1%	21123.15	21933.06	-4%
Totals		27114.4	2%												
Mt. Pocono															
Patrol	2689.8			2822.5			1329.3			1642.7			1269.93		
Invest.	4680.8			4625.4			5029.1			4311.5			3962.90		
VASCAR	119.0			114.5			57.0			52.0			26.68		
Court	509.5			438.5			386.3			637.5			500.17		
Assigned	2957.4			3134.9			2780.0			2993.3			3502.04		
Totals	10956.4	10929.2	0%	11135.8	10737.3	4%	9581.5	9662.4	-1%	9636.9	9497.5	1%	9261.72	8817.28	5%
Tunk.															
Patrol	2342.0			2151.4			2161.5			2269.8			1363.53		
Invest.	4772.5			4379.6			3753.3			3929.5			3409.43		
VASCAR	192.8			163.5			117.3			134.0			28.70		
Court	525.0			519.0			386.8			357.0			315.43		
Assigned	2957.4			2968.7			2632.6			2834.6			3313.82		
Totals	10789.6	10929.2	-1%	10182.1	10167.9	0%	9051.3	9150.0	-1%	9524.8	8993.9	6%	8430.91	8343.38	1%
Coolb.															
Patrol	9150.5			7954.1			6234.8			6732.9			4348.82		
Invest.	14934.0			13835.2			14042.8			11881.8			11539.35		
VASCAR	222.5			208.6			95.0			96.3			31.82		
Court	1331.0			1305.4			1244.4			1239.6			1027.90		
Assigned	9323.6			9856.0			8719.0			9388.1			10983.33		
Totals	34961.6	34456.2	1%	33159.4	33757.3	-2%	30336.1	30304.8	0%	29338.7	29787.7	-2%	27931.22	27653.28	1%

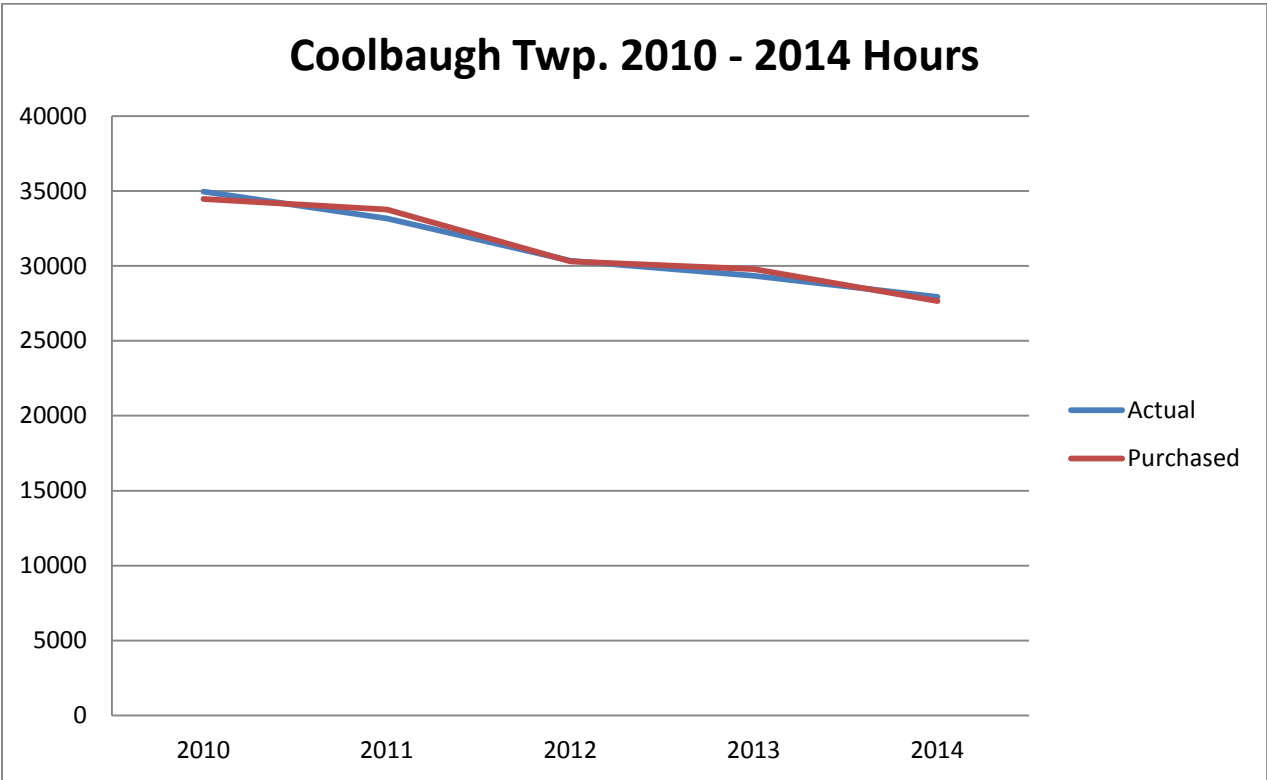
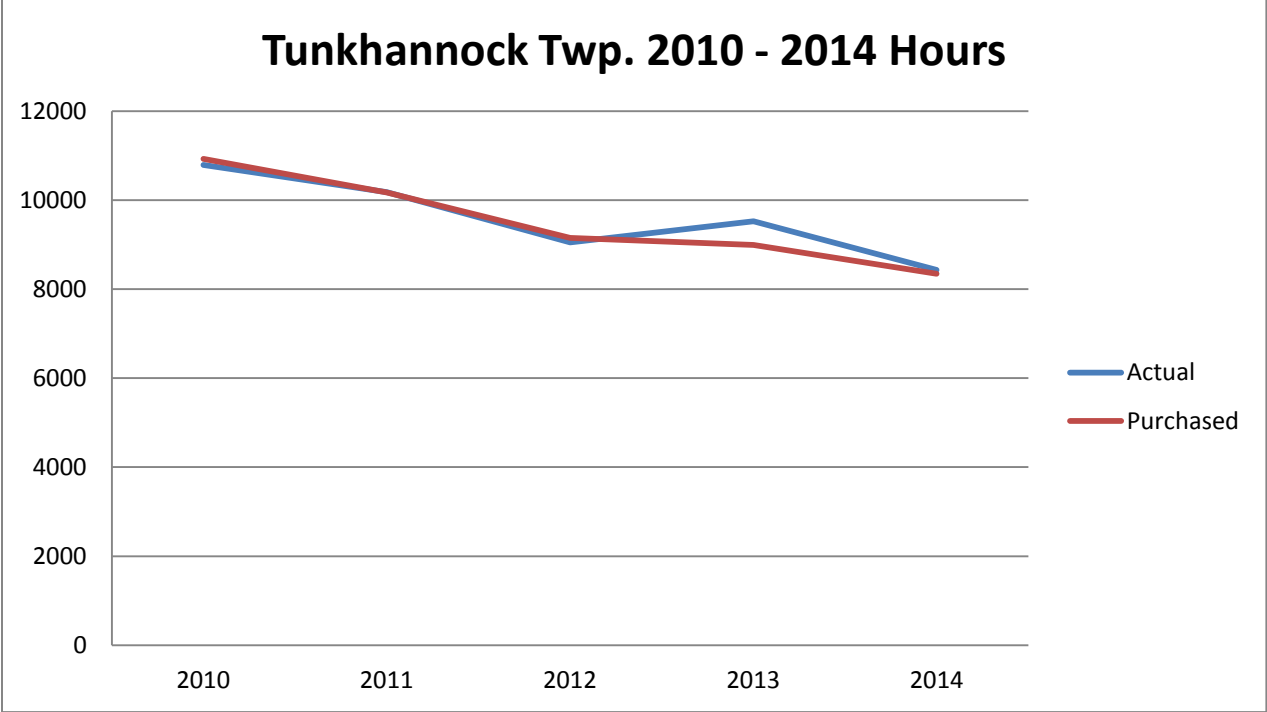
2010 – 2014 Total Over / Under Purchased Vs. Actual

	2010 Actual	Hrs. Purch.	+ / -	2011 Actual	Hrs. Purch.	+ / -	2012 Actual	Hrs. Purch.	+ / -	2013 Actual	Hrs. Purch.	+ / -	2014 Actual	Hrs. Purch.	+ / -
Total															
Patrol	23213.0			22907.5			18935.8			17204.7			13724.86		
Invest.	33267.5			30540.9			30105.			28612.7			23983.16		
Vascar	1189.3			985.8			448.0			442.5			178.20		
Court	3184.0			3165.4			2650.3			3014.6			2350.22		
Assigned	22575.3			23749.5			21060.4			22676.6			26510.56		
Totals	83429.0			81349.	81343.		73200.	73200.		71951.	71951.		66747.00		
Toby															
Patrol	9030.8			9979.6			9210.3			6559.4			6742.58		
Invest.	8880.3			7700.7			7280.3			8490.0			5071.48		
Vascar	655.0			499.2			178.8			160.3			91		
Court	818.5			902.4			632.9			780.4			506.72		
Assigned	7337.0			7789.8			6928.9			7460.6			8711.37		
	26721.5			26871.7	26680.5	191	24231.	24082.8	148	23450.6	23671.	(221)			(670)
Totals		27114.4	(393)										21123.15	21933	
Mt. Poc															
Patrol	2689.8			2822.5			1329.3			1642.7			1269.93		
Invest.	4680.8			4625.4			5029.1			4311.5			3962.90		
Vascar	119.0			114.5			57.0			52.0			26.68		
Court	509.5			438.5			386.3			637.5			500.17		
Assigned	2957.4			3134.9			2780.0			2993.3			3502.04		
Totals	10956.4	10929.2	27	11135.8	10737.3	398	9581.5	9662.4	(81)	9636.9	9497.5	139	9261.72	8817	559
Tunk.															
Patrol	2342.0			2151.4			2161.5			2269.8			1363.53		
Invest.	4772.5			4379.6			3753.3			3929.5			3409.43		
Vascar	192.8			163.5			117.3			134.0			28.70		
Court	525.0			519.0			386.8			357.0			315.43		
Assigned	2957.4			2968.7			2632.6			2834.6			3313.82		
Totals	10789.6	10929.2	(140)	10182.1	10167.9	14	9051.3	9150.0	(99)	9524.8	8993.9	531	8430.91	8343.	208
Coolb.															
Patrol	9150.5			7954.1			6234.8			6732.9			4348.82		
Invest.	14934.0			13835.2			14042.8			11881.8			11539.35		
Vascar	222.5			208.6			95.0			96.3			31.82		
Court	1331.0			1305.4			1244.4			1239.6			1027.90		
Assigned	9323.6			9856.0			8719.0			9388.1			10983.33		
Totals	34961.6	34456.2	505	33159.4	33757.3	(598)	30336.	30304.8	(32)	29338.7	29787.	(449)	27931.22	27653	(98)

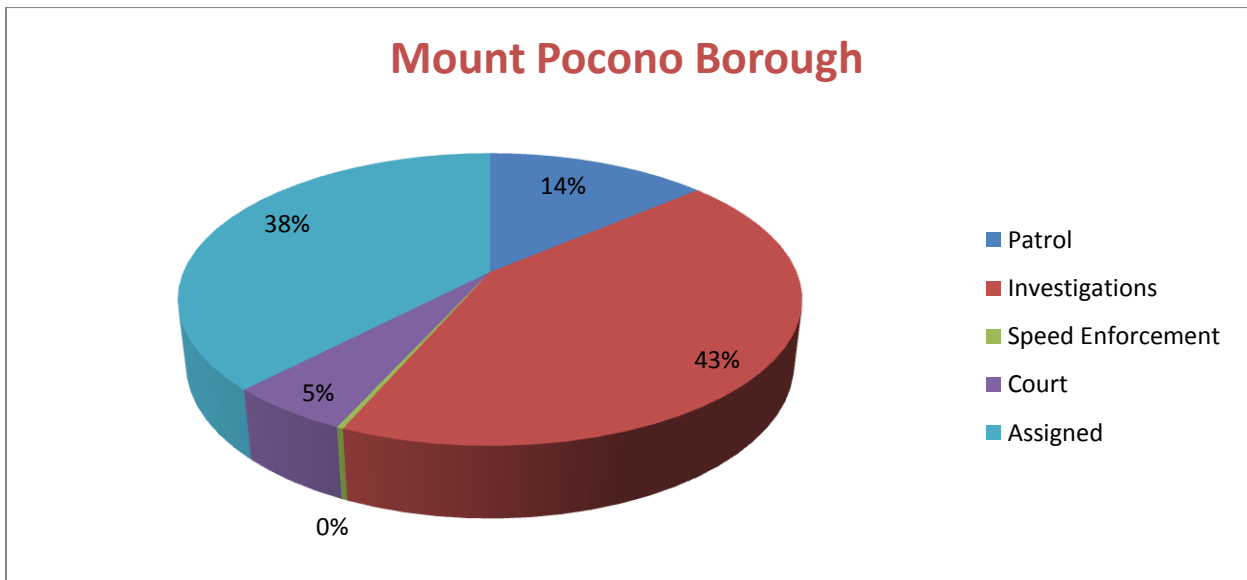
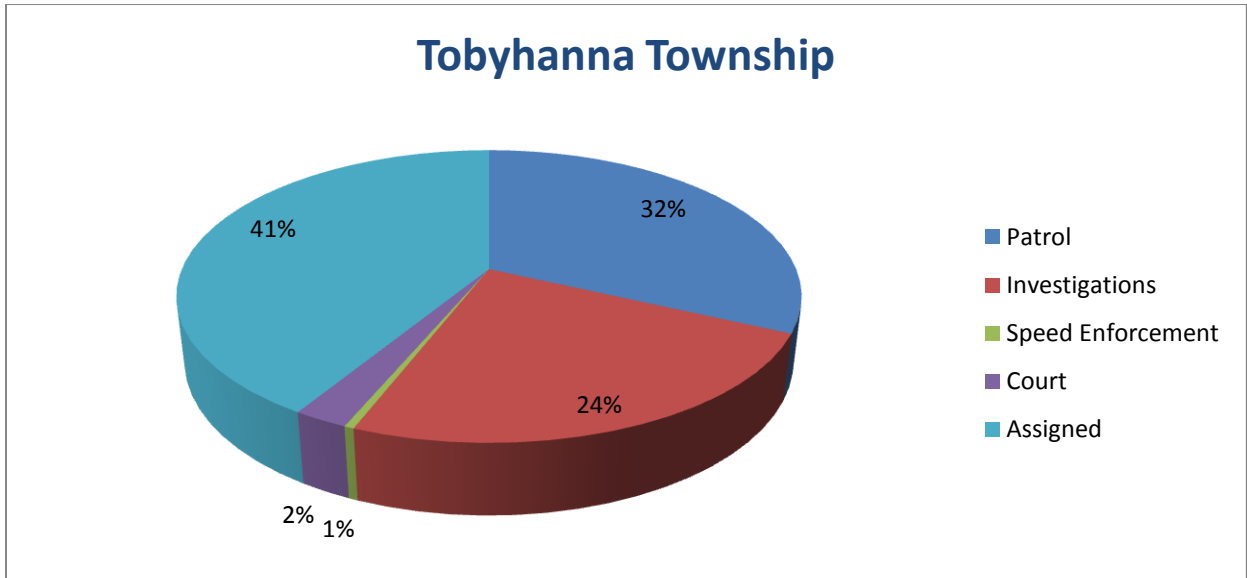
Pocono Mountain Regional Police Purchased Vs. Actual Hours



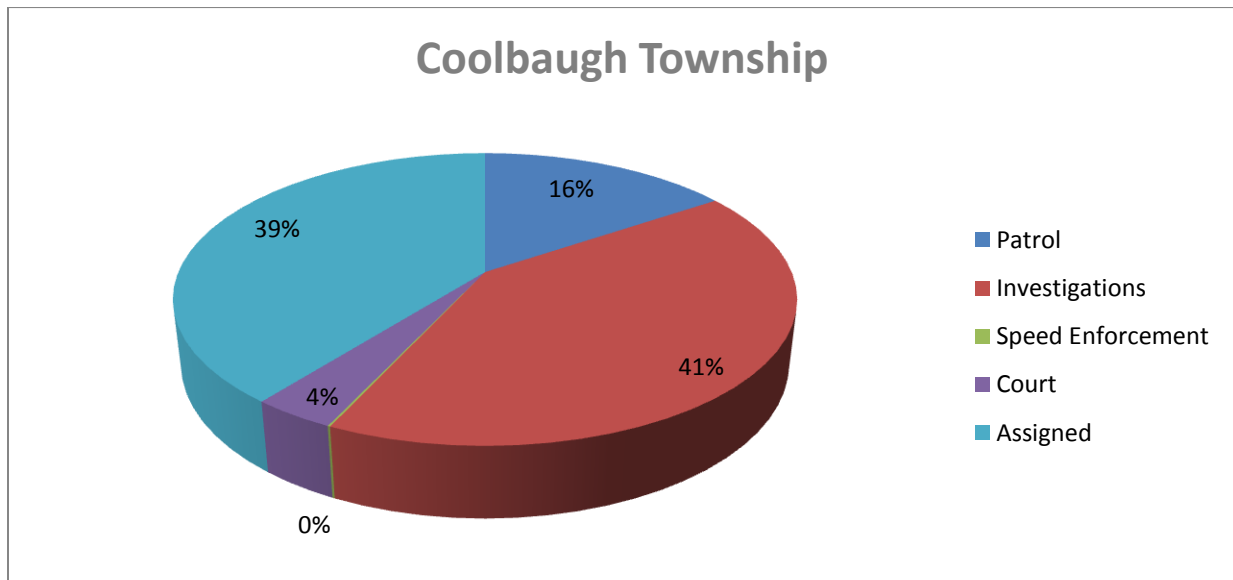
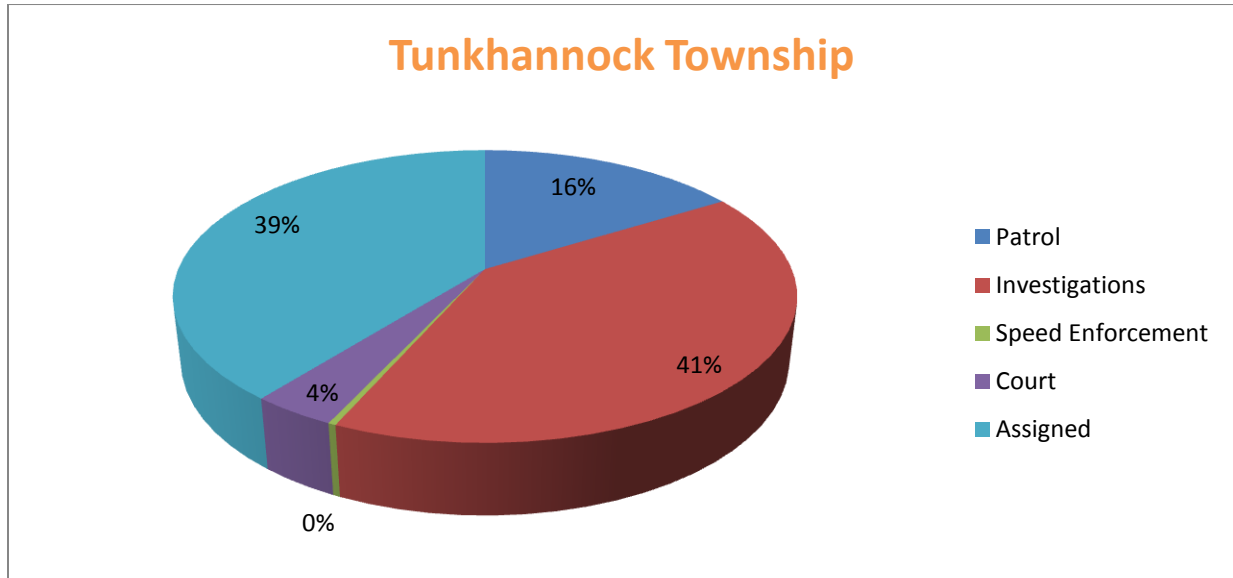
Pocono Mountain Regional Police
Purchased Vs. Actual Hours



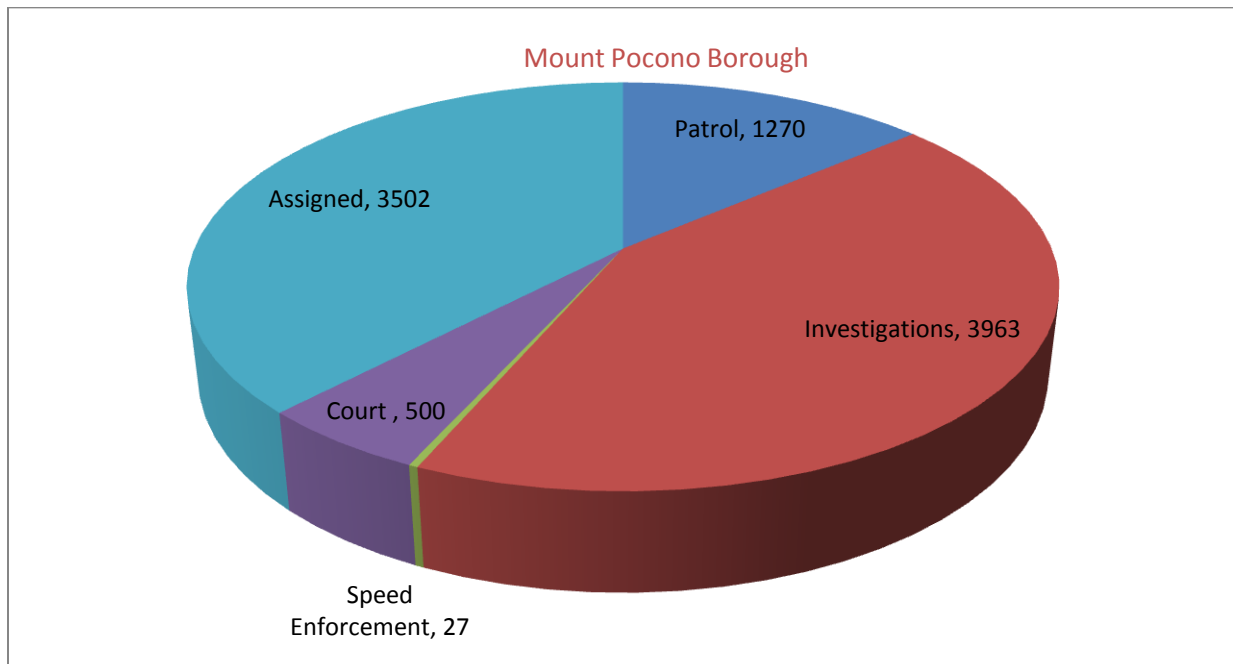
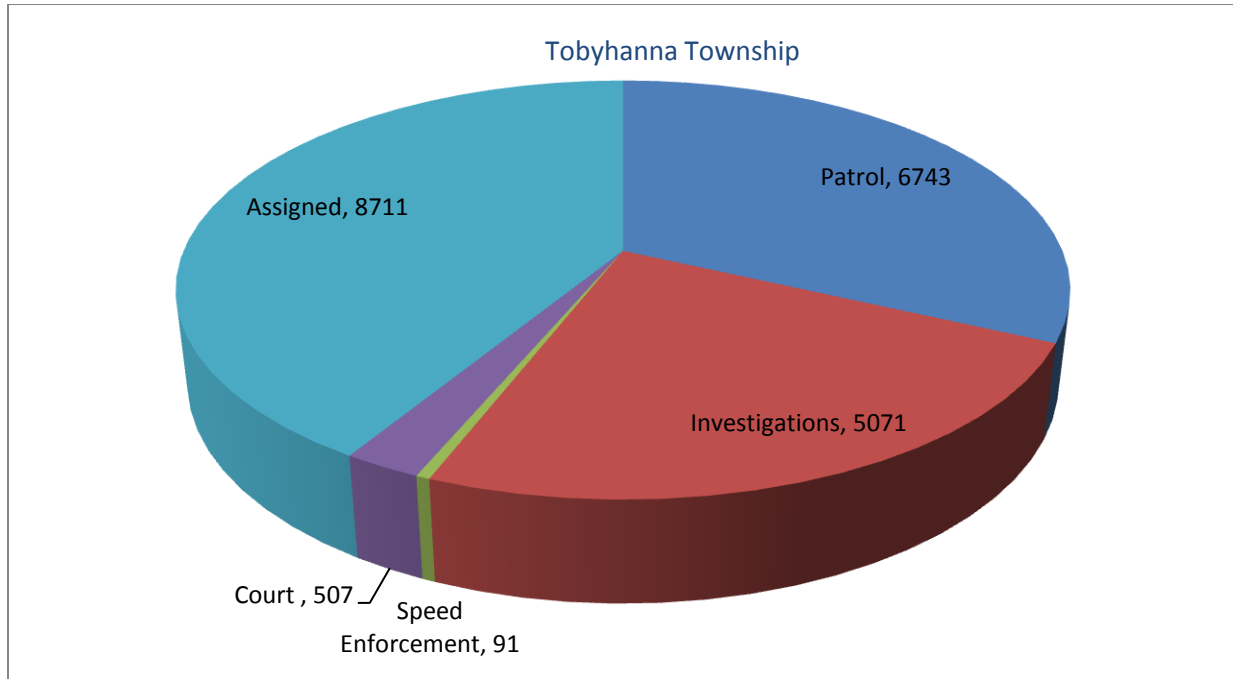
Breakdown of Hours within a Municipality 2014



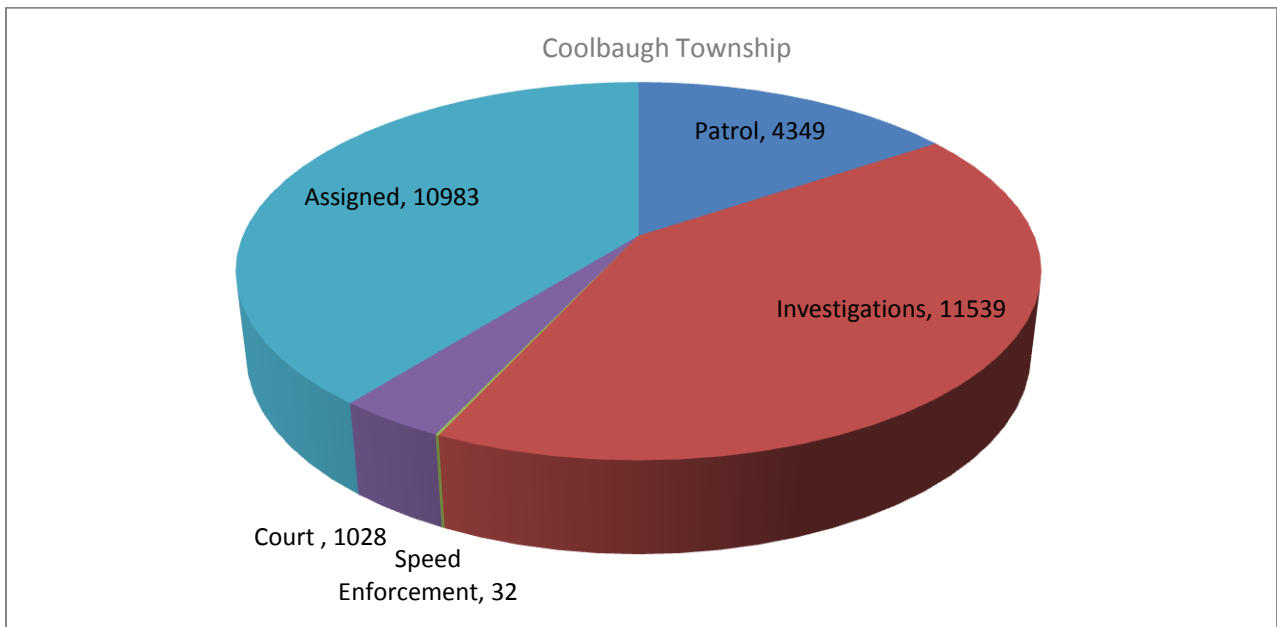
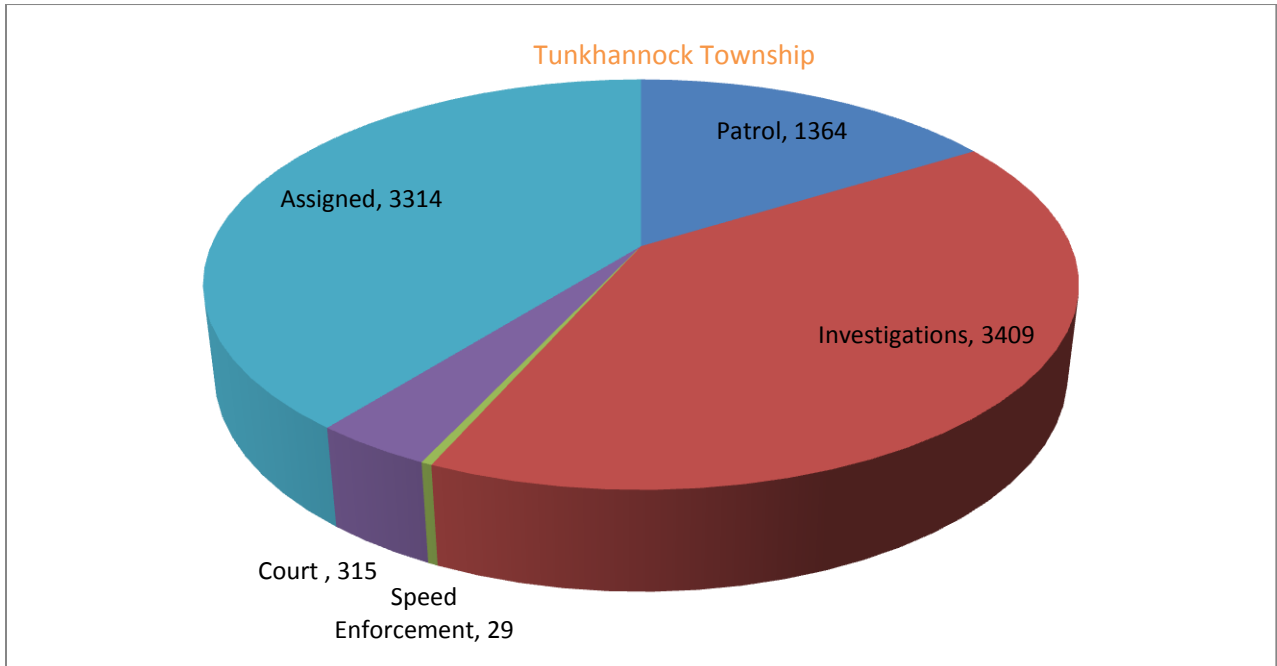
Breakdown of Hours within a Municipality 2014



Breakdown of Hours within a Municipality 2014



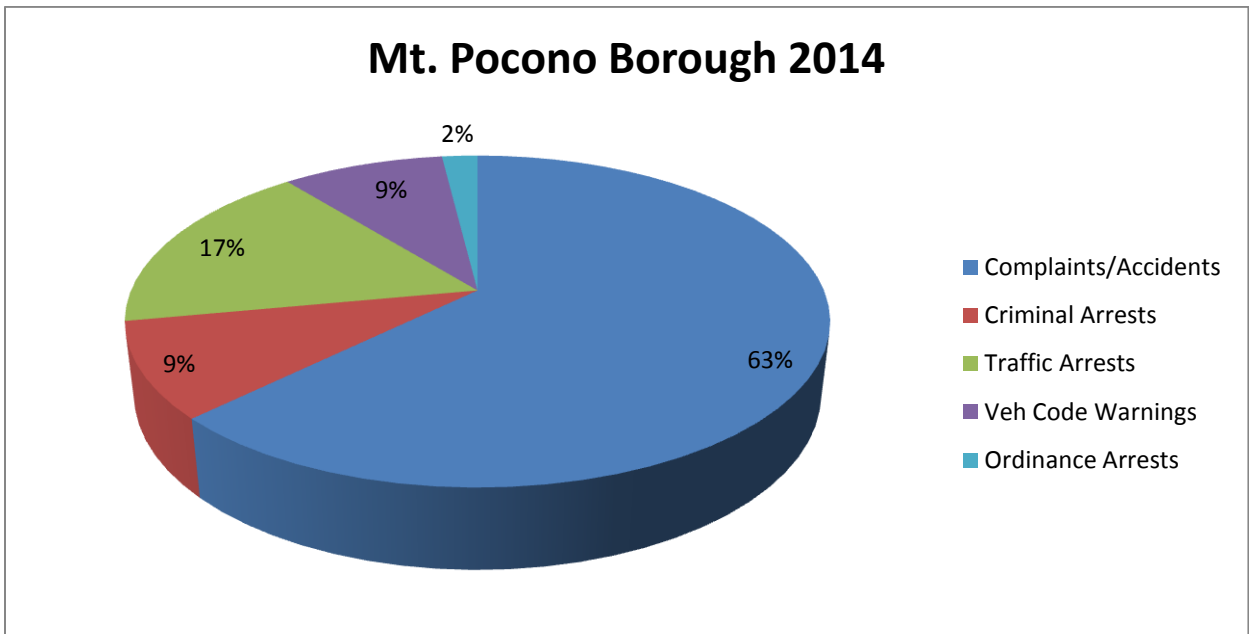
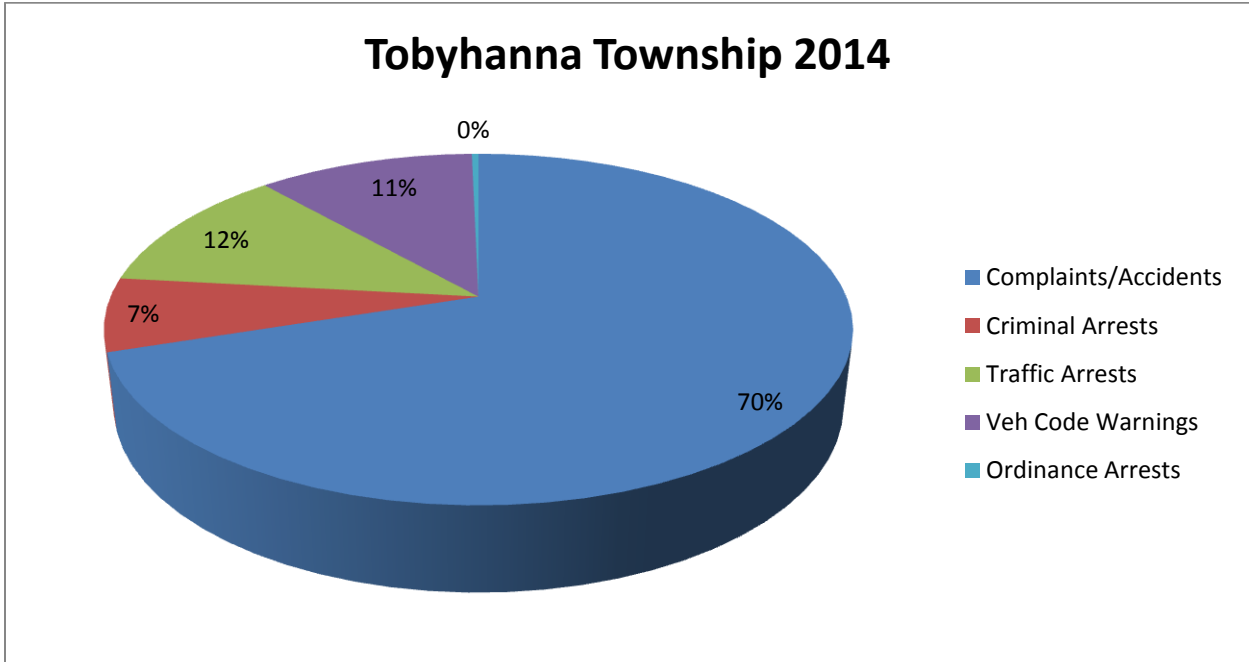
Breakdown of Hours within a Municipality 2014



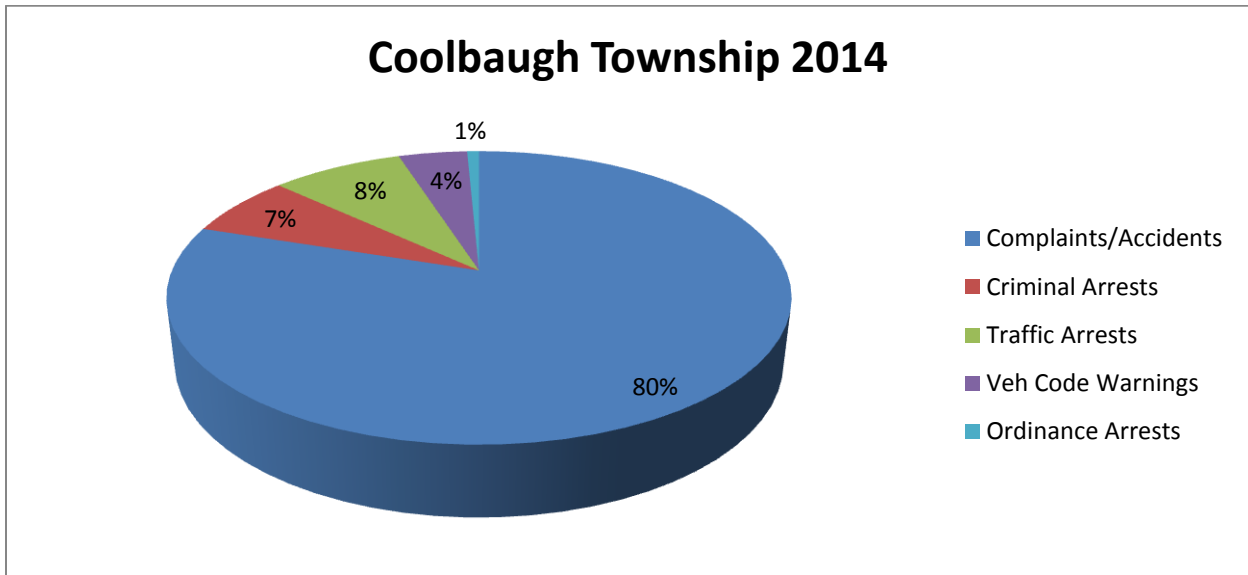
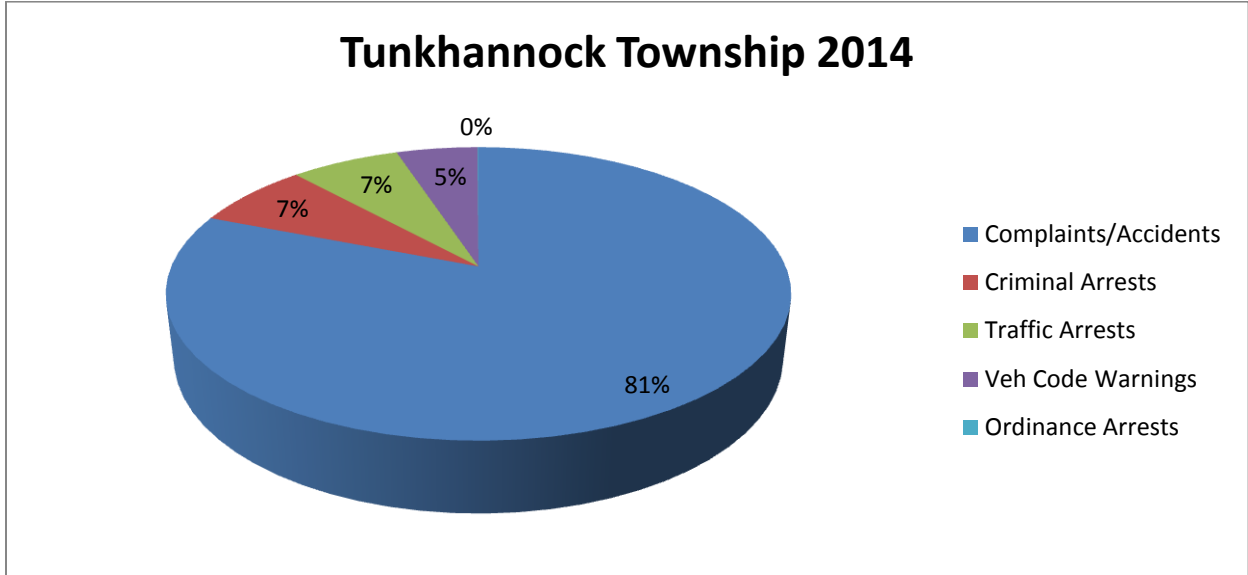
Breakdown Percentage of Total Activity 2009-2014

	2009	% Calls	2010	% Calls	2011	% Calls	2012	% Calls	2013	% Calls	2014	% Calls
Complaints /Accidents	16299		16028		13950		13802		12824		11916	
Criminal Arrests	1871		1930		1683		1505		1236		1183	
Traffic Arrests	5248		5568		4648		2648		2571		1726	
Traffic Warnings	4845		5651		3982		2550		1605		1135	
Ordinance Arrests	144		236		189		139		219		129	
Totals	28407		29413		24452		20644		18455		16040	
Tobyhanna												
Complaints /Accidents	4406	27%	4404	27%	3817	27%	3823	28%	3563	28%	2857	24%
Criminal Arrests	535	29%	522	27%	403	24%	307	20%	353	29%	276	23%
Traffic Arrests	2054	39%	2018	36%	1901	41%	886	33%	800	31%	478	28%
Traffic Warnings	1995	41%	2138	38%	1737	44%	1145	45%	582	36%	457	40%
Ordinance Arrests	47	33%	42	18%	36	19%	37	27%	28	13%	14	11%
Totals	9037		9124		7894		6198		5326		4082	
Mt. Pocono												
Complaints /Accidents	2561	16%	2594	16%	2320	17%	2360	17%	2188	17%	2092	18%
Criminal Arrests	392	21%	492	25%	381	23%	365	24%	348	28%	311	26%
Traffic Arrests	1212	23%	1158	21%	1026	22%	544	21%	632	25%	571	33%
Traffic Warnings	887	18%	1157	20%	860	22%	409	16%	384	24%	296	26%
Ordinance Arrests	37	26%	85	36%	90	48%	43	31%	130	59%	65	50%
Totals	5089		5486		4677		3721	17%	3682	17%	3335	
Tunkhannock												
Complaints /Accidents	2279	14%	2187	14%	1819	13%	1918	14%	1749	14%	1574	13%
Criminal Arrests	256	14%	232	12%	203	12%	204	14%	138	11%	141	12%
Traffic Arrests	467	9%	892	16%	507	11%	340	13%	399	16%	131	8%
Traffic Warnings	358	7%	485	9%	326	8%	291	11%	224	14%	98	9%
Ordinance Arrests	13	9%	4	2%	5	3%	11	8%	1	0%	1	1%
Totals	3373		3800		2860		2764		2511		1945	
Coolbaugh												
Complaints /Accidents	7053	43%	6843	43%	5994	43%	5701	41%	5324	42%	5344	45%
Criminal Arrests	688	36%	684	35%	696	41%	629	42%	397	32%	455	38%
Traffic Arrests	1515	29%	1500	27%	1214	26%	878	33%	740	29%	546	32%
Traffic Warnings	1605	34%	1871	33%	1059	27%	705	28%	415	26%	284	25%
Ordinance Arrests	47	32%	105	44%	58	31%	48	35%	60	27%	49	38%
Totals	10908		11003		9021		7961		6936		6678	

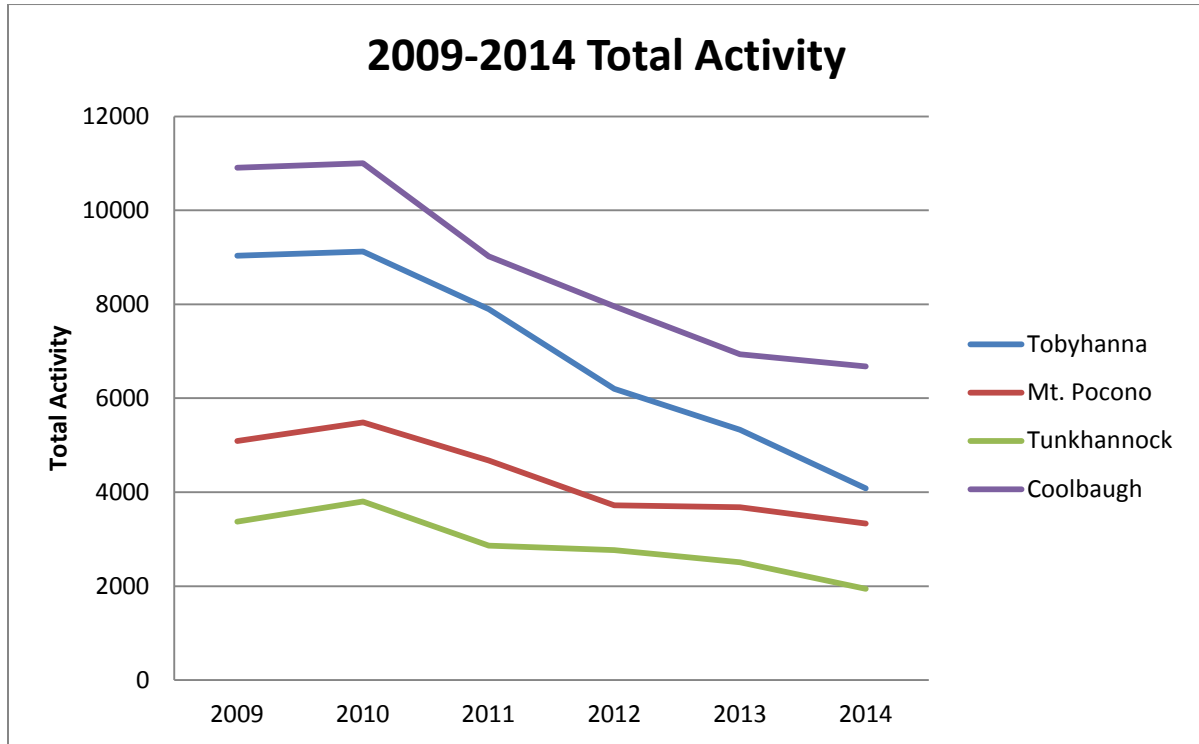
Breakdown Percentage of Total Activity 2014



Breakdown Percentage of Total Activity 2014

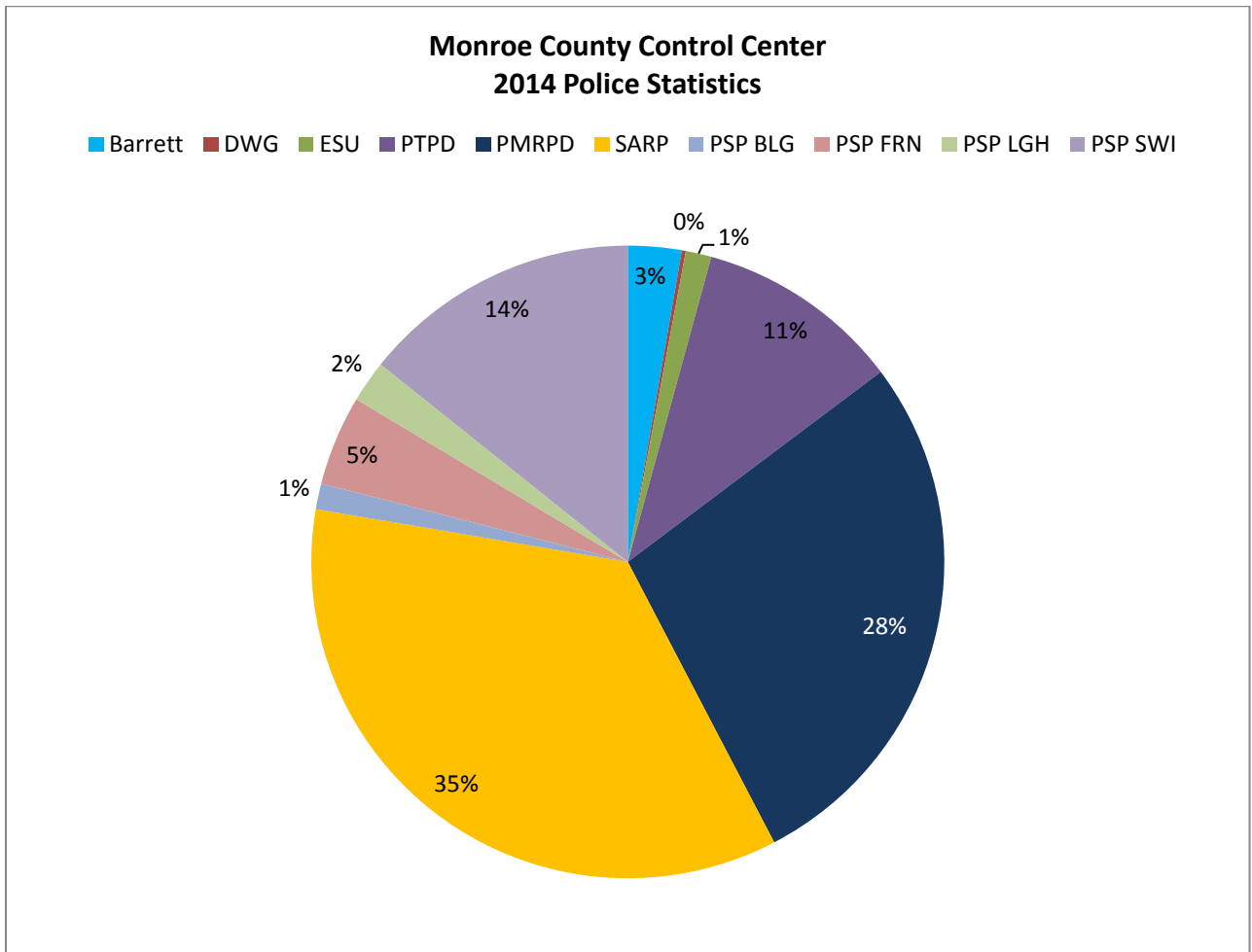


Total Activity Over Time



Monroe County Control Center 2014 Police Statistics

Department	2014 Incidents
Barrett Township Police	2,560
Delaware Water Gap Police	191
East Stroudsburg University Police	1,228
Pocono Township Police	9,820
Pocono Mountain Regional Police	25,833
Stroud Area Regional Police	33,062
PA State Police Blooming Grove	1,231
PA State Police Fern Ridge	4,313
PA State Police Lehighton	2,003
PA State Police Swiftwater	13,353
Total	93,594



2014 UCR BREAKDOWN

	JAN	FEB	MAR	APR	MAY	JUNE	JULY	AUG	SEPT	OCT	NOV	DEC	2014 YTD	2013	2012	2011	2010
Homicide	0	0	0	0	0	0	0	0	0	0	0	0	0	4	1	2	0
Forcible Rape	0	2	1	2	0	4	4	2	1	1	3	4	24	13	12	14	13
Robbery	1	0	0	0	2	0	4	1	1	2	1	0	12	17	12	21	18
Assault	13	12	25	20	11	18	22	11	21	18	7	9	187	194	193	214	185
Burglary	26	16	24	20	28	25	28	48	31	50	17	24	337	414	320	297	358
Theft	43	27	43	35	46	61	44	63	58	51	38	41	550	542	541	441	469
MV Theft	2	0	1	1	3	2	4	2	2	4	4	2	27	22	25	21	24
Arson	0	0	2	0	0	0	0	1	1	0	0	0	4	9	12	7	6
Forgery	1	1	1	1	1	4	4	4	0	0	0	4	21	15	25	16	16
Fraud	8	8	8	12	15	9	10	18	15	14	11	12	140	139	154	128	117
Embezzlement	0	0	0	0	0	0	0	0	0	0	0	0	0	1	2	2	2
Stolen Property	0	0	0	2	0	1	1	0	0	3	0	0	7	12	13	14	14
Vandalism	18	10	18	18	20	25	22	14	15	13	10	17	200	213	200	302	321
Weapons Offenses	1	0	3	4	3	0	1	4	2	1	1	2	22	7	11	17	15
Prostitution	0	0	0	0	0	0	0	0	0	0	0	0	0	1	0	0	0
Sex Offenses	5	1	1	3	3	4	2	5	3	5	3	5	40	49	34	36	33
Drug Abuse	3	16	15	8	9	12	5	11	9	8	12	7	115	138	124	143	182
Gambling	0	0	0	0	0	0	0	0	0	0	0	0	0	0	0	0	0
Offenses Against Family	2	0	2	4	2	1	1	2	0	3	3	1	21	16	3	3	5
DUI	10	10	8	19	15	16	5	11	5	8	13	12	132	146	140	213	264
Liquor Laws	0	0	1	2	1	3	2	4	0	1	0	0	14	12	23	27	44
Drunkennes	50	0	1	2	4	8	2	6	4	2	4	1	84	49	51	87	79
Disorderly Conduct	0	52	62	51	60	65	59	57	54	74	55	48	637	720	751	749	799
Vagrancy	25	0	0	0	0	0	0	0	0	0	0	0	25	0	0	0	0
All Others	0	19	9	33	23	20	22	34	23	19	27	12	241	267	286	297	271
	208	174	225	237	246	278	242	298	245	277	209	201	2840	3000	2933	3051	3235



CEDAR CREST COLLEGE

The Pocono Mountain Regional Police has continued its partnership with Cedar Crest College in its crime mapping analysis. Cedar Crest College will continue to assist the PMRPD by providing quarterly and annual reports. The goal is to identify geographic and/or crime specific trends in a real-time pattern.

2014 Frequency Distribution of Calls For Service:

Call type	Number of calls			
	1st quarter	2nd quarter	3rd quarter	4th quarter
False Burglar Alarms	395	374	415	411
Other Investigations	365	361	413	310
Suspicious Conditions (4020-4021-4022)	180	209	277	179
Domestic (2010-2020-2040)	165	192	193	185
Assisting other Agencies	143	78	71	57
Motor Vehicle Accidents	124	190	132	241
Theft	120	156	162	132
Civil matters	112	172	143	139
Harassment (2410 & 2450)	111	95	101	93
Disabled Motorist	86	43	33	48
Residential Burglary	62	75	104	90
Well-being Checks	55	47	58	47
Disorderly Conduct (2400)	53	83	68	80
Animal Incidents (5509-5514)	48	53	61	33
Criminal Mischief (all types)	46	62	53	41
Drug offenses	43	27	35	34
DUI	27	50	21	33
Inv of Open Doors	22	33	41	26
Protection from Abuse	10	9	12	6
Sex Offenses (excluding rape)	7	11	10	13
Commercial Burglary	5	4	5	5

Cedar Crest Crime Mapping

2014 UCR Frequency Distribution:

	1st quarter	2nd quarter	3rd quarter	4th quarter
24 – Harassment/Disorderly Conduct	174	193	188	186
6 – Theft	120	148	162	135
5 -Burglary	67	79	109	95
26 – Misc.	56	81	88	63
4 -Assault	51	52	55	36
14 – Criminal Mischief	46	62	53	41
18 – Drug Offenses	43	27	26	27
21 – DUI	28	49	21	33
11 – Fraud	27	40	47	40
29 – Runaway	11	22	21	22
17 – All other Sex offenses	7	10	10	13
20 – Child Abuse	4	11	6	12
15 – Firearms Violations	4	7	7	4
10 – Forgery/Counterfeiting	4	6	8	4
2 – Rape	3	7	7	8
7-Motor Vehicle Theft	3	7	9	11
9 – Arson	2	0	2	0

State Funded Programs Smooth Operator and DUI

Smooth Operator / Buckle Up PA / Aggressive driving

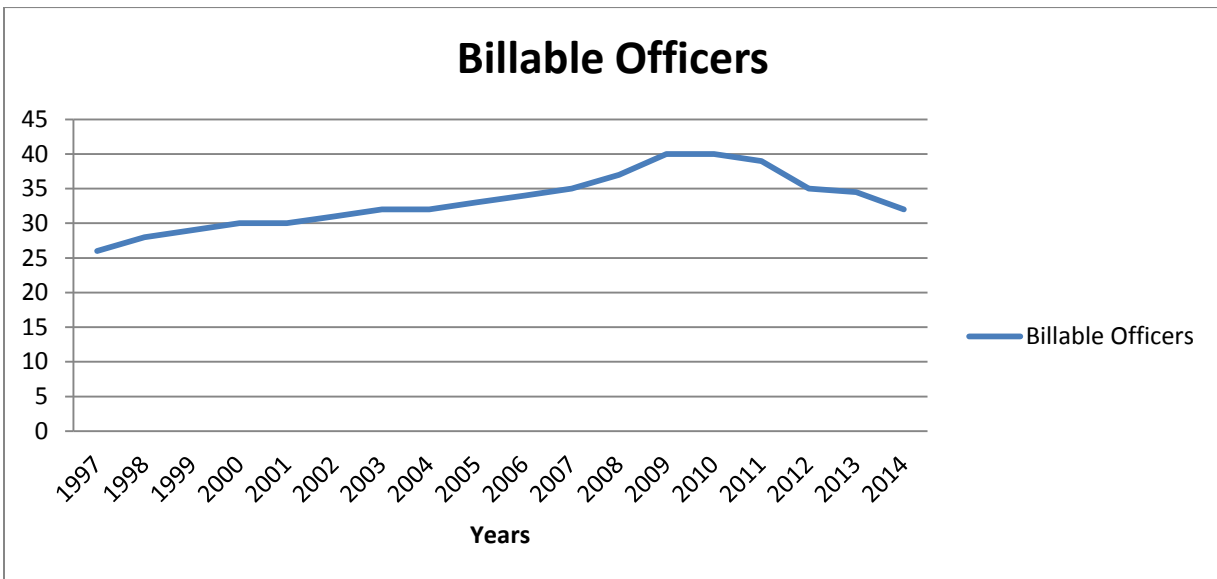
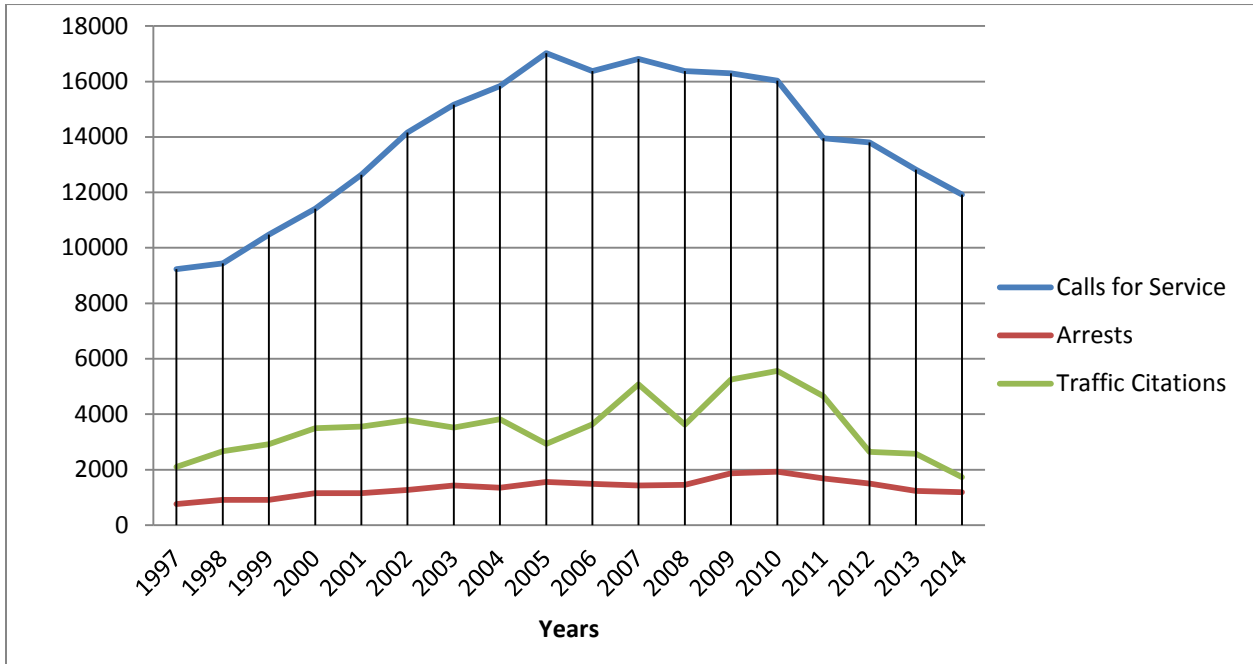
Traffic Citations Issued	266
Traffic Warnings Issued	61
Criminal Arrests	5
Reimbursed Funds	\$9482.49

DUI Programs	
DUI ARRESTS	17
UNDERAGE DRINKING	10
DRUG ARRESTS	6
OTHER ARRESTS	22
CITATIONS	56
WARNINGS	80
TOTAL HOURS	170
TOTAL FUNDING	\$9,382.95

PMRPD Analysis
1997 - 2014

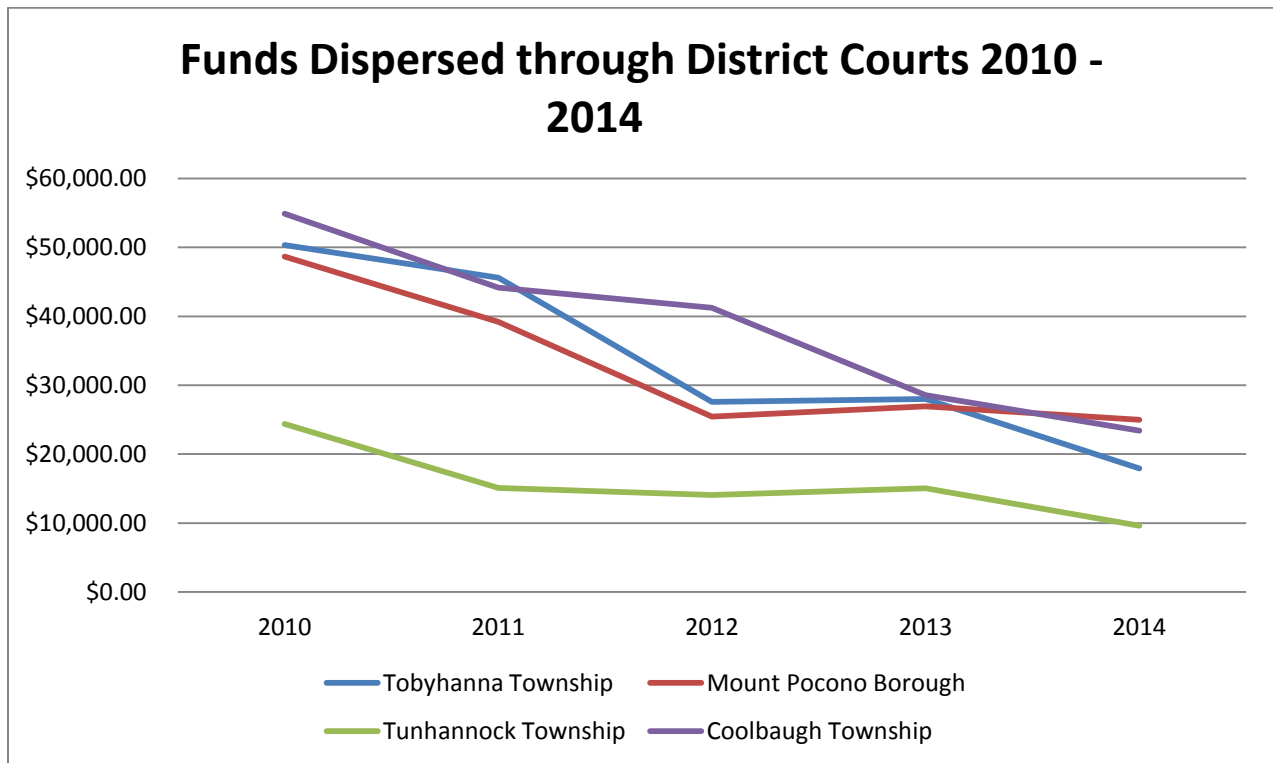
YEAR	CALLS FOR SERVICE	CRIMINAL ARRESTS	TRAFFIC CITATIONS	BILLABLE OFFICERS	UNITS	PPU	BUDGET	TOTAL OFFICERS	CBA Raises	Total Fund Disbursements
1997	9236	764	2105	26	104	17,831	2,100,570	28		\$ 4,529.36
1998	9436	914	2664	28	112	17,997	2,385,562	30		\$ 90,034.70
1999	10479	911	2917	29	116	19,427	2,642,343	31	\$1,250	\$ 108,155.40
2000	11411	1149	3498	30	120	20,660	2,868,278	32	\$1,250	\$ 122,749.10
2001	12635	1154	3555	30	120	23,033	3,135,498	32	\$1,250	\$ 116,149.25
2002	14164	1275	3782	31	124	26,602	3,711,484	33	7.5%	\$ 116,843.24
2003	15166	1436	3516	32	128	28,386	4,060,456	35	3.5%	\$ 110,093.54
2004	15831	1354	3825	32	128	28,906	4,163,863	35	7%	\$ 110,911.49
2005	17022	1553	2930	33	132	32,582	4,879,154	36	5.2%	\$ 93,145.91
2006	16379	1492	3635	34	136	33,267	5,112,597	37	1%	\$ 111,678.86
2007	16818	1436	5073	35	140	32,751	5,193,331	38	4%	\$ 145,945.56
*2008	16376	1457	3629	37	148	33,094	5,545,580	40	4%	\$ 140,188.22
2009	16299	1871	5248	40	160	32,084	5,823,030	44	4%	\$ 175,080.40
2010	16028	1930	5568	40	160	31,699	6,007,999	44	4%	\$ 178,282.98
2011	13950	1683	4648	39	156	32,214	6,088,699	43	2%	\$ 144,002.80
2012	13802	1505	2648	35	140	34,463	5,721,404	39	3%	\$ 116,137.88
2013	12824	1236	2571	34.5	138	35,049	5,756,983	38	3%	\$ 98,478.49
2014	11916	1184	1726	32	128	37,787	5,627,573	36	0%	\$75,877.04

PMRPD Analysis



Funds Dispersed from District Courts 2010 – 2014

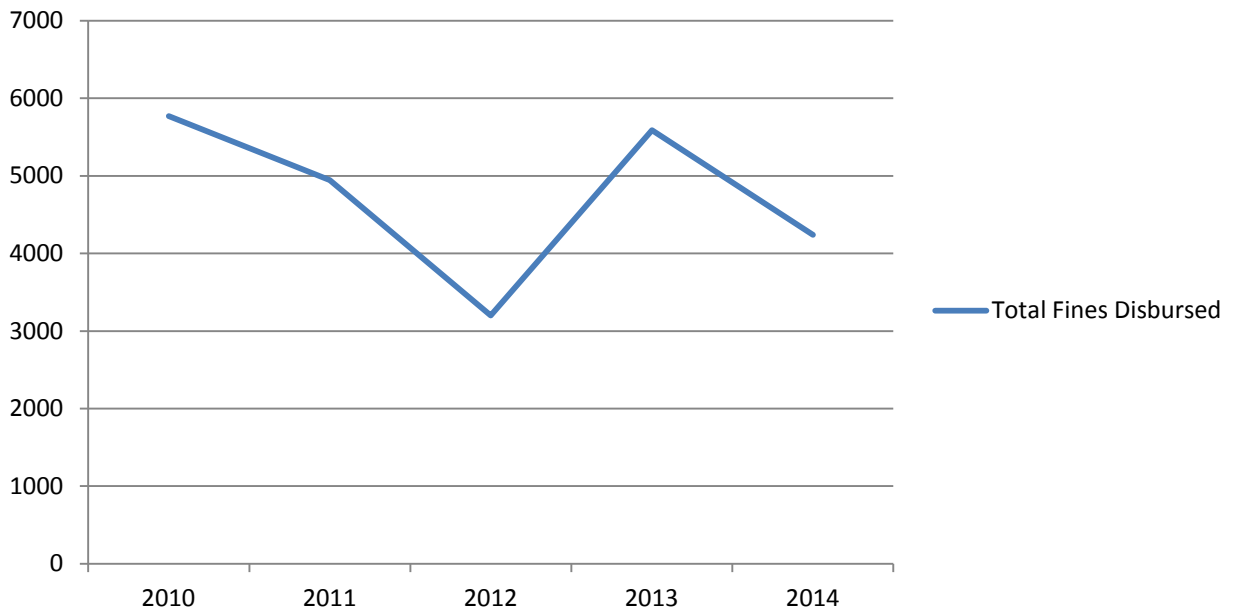
	2010	2011	2012	2013	2014	%
Tobyhanna Township	\$50,348.71	\$45,599.71	\$27,591.69	27,988.17	17,924.76	28
Mount Pocono Borough	\$48,657.00	\$39,165.24	\$25,458.69	26,908.44	24,966.76	27
Tunhannock Township	\$24,377.40	\$15,086.41	\$14,080.02	15,023.11	9,605.07	13
Coolbaugh Township	\$54,899.87	\$44,151.45	\$41,224.28	28,558.77	\$23,380.45	32
Total	\$178,282.98	\$144,002.81	\$108,354.68	\$98,478.49	\$75,877.04	100



MONEY DISBURSED THROUGH PARKING VIOLATIONS AND ALARM FINES 2009 THROUGH 2014

	2010	2011	2012	2013	2014	
Tobyhanna Township						
Parking Violations Pd	975.00	775.00	925.00	490.00	350.00	
Alarms Pd	50.00	100.00	125.00	300.00	225.00	
	<u>1,025.00</u>	<u>875.00</u>	<u>1,050.00</u>	<u>790.00</u>	<u>575.00</u>	14%
Mount Pocono Borough						
Parking Violations Pd	2,225.00	2,270.00	700.00	2,775.00	1,575.00	
Alarms Pd	100.00	100.00	50.00	250.00	350.00	
	<u>2,325.00</u>	<u>2,370.00</u>	<u>750.00</u>	<u>3,025.00</u>	<u>1,925.00</u>	45%
Tunkhannock Township						
Parking Violations Pd	-	50.00	100.00	-	-	
Alarms Pd	100.00	100.00	100.00	100.00	75.00	
	<u>100.00</u>	<u>150.00</u>	<u>200.00</u>	<u>100.00</u>	<u>75.00</u>	2%
Coolbaugh Township						
Parking Violations Pd	2,110.00	1,350.00	1,150.00	1,050.00	815.00	
Alarms Pd	200.00	200.00	50.00	625.00	850.00	
	<u>2,310.00</u>	<u>1,550.00</u>	<u>1,200.00</u>	<u>1,675.00</u>	<u>1,665.00</u>	39%
Totals	<u>5769</u>	<u>4945</u>	<u>3200</u>	<u>5590</u>	<u>4240</u>	
TOTAL ORDINANCE FINES COLLECTED					4,240.00	

Total Ordinance Fines Disbursed 2010 - 2014



2014 Fleet

Unit	Y/M/M	Purchased	2014 Mileage	Total Mileage	2014 Cost	Total Cost
1	2009 Dodge Charger	April 2010	28,776	127,278	\$597.66	\$3,020.44
2	2009 Dodge Charger	February 2009	3,078	156,757	\$1,179.82	\$6,884.13
3	2012 Dodge Charger	December 2012	34,771	73,986	\$394.55	\$707.97
4	2010 Dodge Charger	June 2010	28,204	162,530	\$636.45	\$3,218.61
5	2012 Dodge Charger	December 2012	38,957	73,091	\$746.73	\$854.36
6	2014 Dodge Charger	September 2014	14,279	14,279	\$169.89	\$169.89
7	2012 Dodge Charger	December 2012	31,874	75,983	\$144.61	\$431.58
8	2014 Dodge Charger	September 2014	5,963	5,963	\$6.41	\$6.41
9	2014 Chevy Tahoe	July 2014	14,280	14,280	\$11.58	\$11.58
10	2010 Dodge Charger	November 2010	14,156	68,142	\$948.41	\$2,397.93
11	2009 Dodge Charger	July 2009	17,419	164,526	\$281.89	\$4,932.77
12	2010 Chevy Tahoe	November 2010	21,232	119,848	\$273.55	\$1,380.54
14	2010 Dodge Charger	October 2010	23,070	138,808	\$2,731.50	\$3,628.69
15	2009 Dodge Charger	April 2009	13,735	176,248	\$1,805.96	\$6,306.73
16	2010 Dodge Charger	April 2010	31,412	160,439	\$1,661.85	\$2,887.68
17	2009 Dodge Charger	January 2010	17,531	152,567	\$1,948.42	\$6,593.02
18	2014 Dodge Charger	September 2014	4,583	4,583	\$0.00	\$0.00
MC	2004 Harley Davidson	May 2004	495	39,905	\$0.00	\$127.40
20	Undercover	June 2010	17,516	134,686	\$55.57	\$3,105.30
21	Undercover	June 2014	7,223	43,416	\$0.00	\$0.00
22	Undercover	June 2014	7,832	22,900	\$3.79	\$3.79
23	Undercover	February 2009	10,096	89,777	\$231.81	\$540.25
24	Undercover	May 2013	11,497	67,095	\$12.82	\$12.82
25	Undercover	February 2009	6,930	96,802	\$538.74	\$602.32
27	Undercover	August 2008	9,619	118,341	\$667.99	\$1,887.23
28	Undercover	May 2014	7,007	75,957	\$426.09	\$426.09
31	Ford E350	April 2010	980	67,786	\$0.00	\$422.93
32	2005 GMC Van	September 2007	3,452	56,813	\$45.00	\$286.15
Old 6 12/14 End of Shift	2009 Dodge Charger	April 2009	13,735	176,248	\$1761.68	\$6262.45
Old 8 9/14 End of Shift	2009 Dodge Charger	April 2009	11,225	151,397	\$3018.51	\$13,837.43
Old 9 8/14 End of Shift	2008 Ford Expedition	August 2008	11,226	168,458	\$577.54	\$2,601.18
Old Car 22	Undercover	May 2007	0	121,420	\$0	\$518.14

0 - 15,000 Miles

0 - \$1,000 Costs

15,000 - 25,000 Miles

\$1,000 - \$2,000 Costs

> 25,000 Miles

> \$2,000 Costs

2014 Fleet Mileage

Patrol Vehicles	Administrative Vehicles	Crime Vehicles	Special Services Vehicles
380,004	17,516	60,204	4432



In 2014, the Pocono Mountain Regional Police continues to be an active participant in the Northeast Pennsylvania Counter Terrorism Task Force (NEPACTTF). The NEPACTTF is funded by grants through the Federal Emergency Management Agency and funneled through the Pennsylvania Emergency Management Agency. While federal grant funds have decreased over several years. The Pocono Mountain Regional Police still benefit from participation in the organization. In 2014, the NEPACTTF provided specific training to the PMRPD SWAT team for certification in Tactical Operations in a Hazardous Environment Using Self Contained Breathing Apparatus.

Pocono Mountain Regional Police Foundation



Board members:

President: Harry W. Lewis

Vice-President: John P. Lamberton

Secretary: Brandon Igdalsky

Treasurer: Francis DePiano

Member: John Spagnola

Member Matthew F. Nero

Strong community partnerships are built with a strong Pocono Mountain Regional Police Foundation

Pocono Mountain Regional Police Foundation

Balance Sheet

Accrual Basis as of December 31, 2014

Dec 31, 2014

ASSETS Current Assets Checking/Savings Checking
75,499.31

Total Checking/Savings 75,499.31

Total Current Assets 75,499.31

TOTAL ASSETS 75,499.31

LIABILITIES & EQUITY Liabilities Current Liabilities
Accounts Payable Accounts Payable 8,699.51

Total Accounts Payable 8,699.51

Total Current Liabilities 8,699.51

Total Liabilities 8,699.51

Equity Unrestricted Net Assets 63,611.22 **Net Income** 3,188.58

Total Equity 66,799.80

TOTAL LIABILITIES & EQUITY 75,499.31

Pocono Mountain Regional Police Foundation

Profit & Loss

Accrual Basis January through December 2014

Jan - Dec 14

Ordinary Income/Expense Income

Direct Public Support Corporate Contributions 15,000.00

Individ, Business Contributions 2,205.00

Total Direct Public Support 17,205.00

Donations-K9 Fund 500.00

Shirt Sales -K9 Fund 1,704.00

Total Income 19,409.00

Expense ANNUAL DEPARTMENT GIFT 8,699.51

Bank Fees 10.00

Community Service & Awards 2,815.06

Contract Services:

Outside Contract Services 2,887.50

Total Contract Services 2,887.50

K9 Shirts 660.50

Merchant Account Fees 191.60

Operations:

Printing and Copying 501.25

Total Operations 501.25

Travel and Meetings Conference:

Convention, Meeting 455.00

Total Travel and Meetings 455.00

Total Expense 16,220.42

Net Ordinary Income 3,188.58

Net Income 3,188.58