

ANNUAL REPORT 2013



Commission members:

Chairman:	James H. Frutchey, Jr.
Vice-chairman:	David W. Moyer
Secretary:	Phyllis Haase
Treasurer:	Francis DePiano
Member:	Donald J. Moyer
Member:	Roy J. Gross
Member:	Fred Courtright
Member:	Brandon M. Igdalsky
Member:	Juan Adams
Member:	Lynn Kelly
Solicitor:	Harry Coleman



POLICE DEPARTMENT

2454 Route 940

Pocono Summit, Pennsylvania 18346

570-895-2400

HARRY W. LEWIS

Chief of Police

Fax 570-895-2450

25 March 2014

Pocono Mountain Regional Police Commission

2454 Route 940

Pocono Summit, PA 18346

Dear Commission Members,

I would like to thank the Pocono Mountain Regional Police Commission (PMRPC) for their continued support for the Pocono Mountain Regional Police Department (PMRPD) during 2013.

As we all know, it was a challenging year because of the tough economic conditions, but I am proud of the fact we ended 2013 under budget. Being fiscally responsible and unfortunately not maintaining the budgeted number of officers contributed to coming in under budget.

PMRPD is always seeking new ways of staying proactive, however it becomes more of a challenge with a reduction in force and budget. Maintaining a proactive patrol strategy is essential in PMRPD's mission to providing a safer community for all of our citizens.

PMRPD is looking forward to the challenges in 2014 and will remain strong and vigilant in our efforts. PMRPD will continue working hard and efficient for the citizens, visitors and businesses that lie within the boundaries of Coolbaugh, Tobyhanna, and Tunkhannock Townships and the Borough of Mt. Pocono.

2014 is a very important milestone for PMRPD. 2014 marks our 20th Anniversary as a regional police department. As you know 20 years ago, we started with two municipalities and we have grown to four. We are united to fight for another 20 more. We are PMRPD proud!

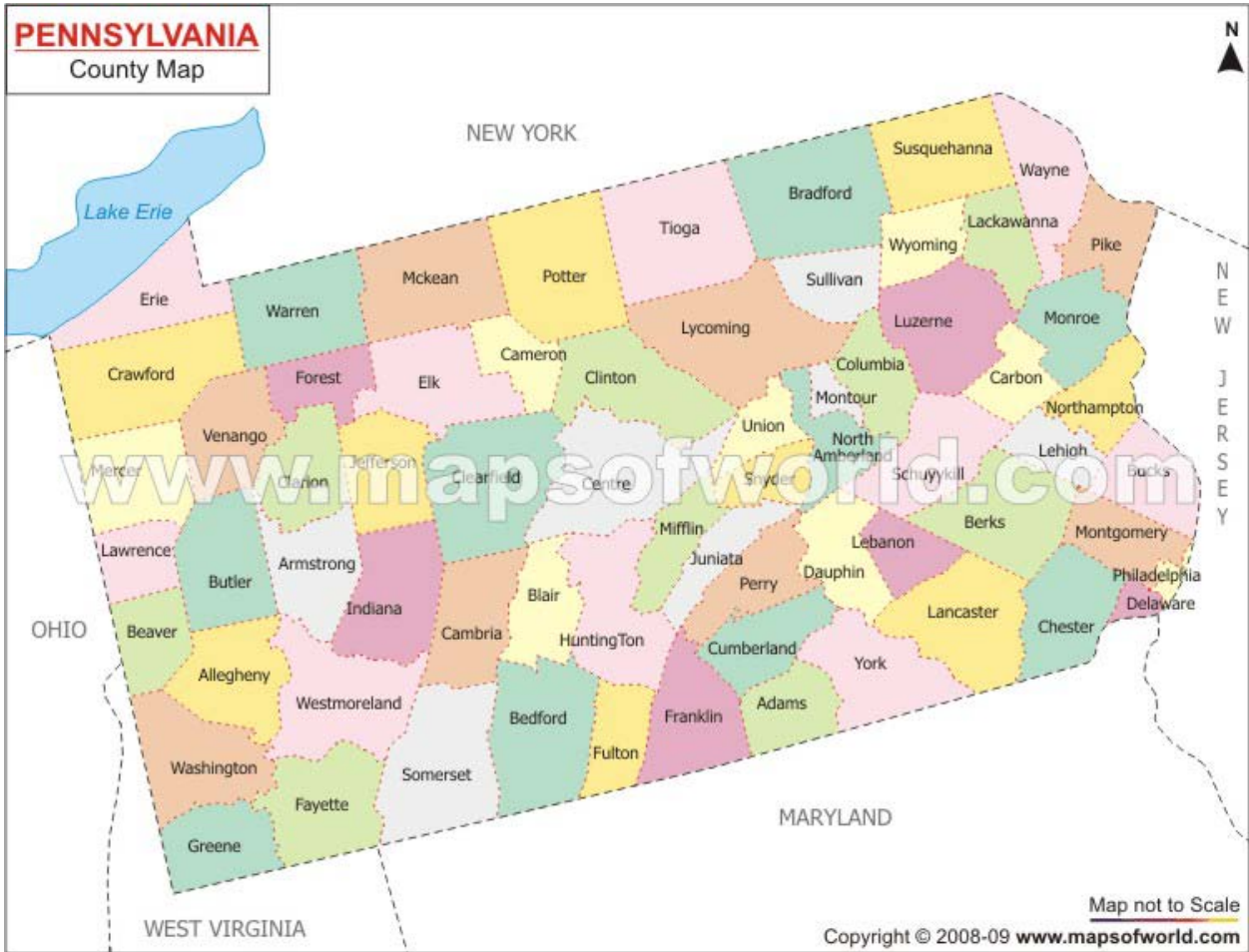
Sincerely,

Harry W. Lewis

Harry W. Lewis

Chief of Police

PENNSYLVANIA LOCAL GOVERNMENT



FACT SHEET

Local Government Fact Sheet

POPULATION OF THE STATE OF PENNSYLVANIA

1,592 Rural Municipalities
3.5 million Rural Population (27%)

12.7 million Total Population

970 Urban Municipalities
9.2 million Urban Population (73%)

48 of Pennsylvania's **67** Counties are considered Rural

Source: Center for Rural Pennsylvania

MUNICIPALITIES

Municipalities by Type


1 st Class Cities	1
2 nd Class Cities	1
2 nd Class A Cities	1
3 rd Class Cities	53
Boroughs	959
1 st Class Townships	92
2 nd Class Townships	1,454
Towns	1
TOTAL	2,562



Municipalities by Population (excludes counties)

< 1,000	769	30.0%
1,000-2,499	734	28.6%
2,500-4,999	485	18.9%
5,000-9,999	322	12.6%
10,000-14,999	105	4.1%
15,000-19,999	60	2.3%
20,000 + ABOVE	87	3.5%
TOTAL	2,562	100%

77.5% are under **5,000** population



County & Municipal Officials

	Full-Time	Part-Time	Total
County	54,082	8,851	62,933
City	38,883	3,082	41,965
Borough	9,616	9,782	19,398
1 st Class Twps.	5,950	3,112	9,062
2 nd Class Twps.	10,871	11,333	22,204
TOTAL			155,562

County & Municipal Employees

Municipal		County	
Elected	18,946	Elected	985
Appointed	29,560	Appointed	722
TOTAL	48,506	TOTAL	1,707

Total number of counties: 67

(As of 2013)

LOCAL AUTHORITIES IN PENNSYLVANIA



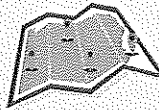
TOTAL AUTHORITIES:
Active and Inactive 2,417
TOTAL INACTIVE AUTHORITIES 892

Active Authorities by Type

Airport	43
Business District Transit	24
Community Facility	26
Economic Development	9
Local Government Facilities	91
Multi-purpose (Water & Sewer)	354
Nonprofit Institutions	62
Parking	30
Recreation	57
School	28
Sewer	508
Solid Waste	27
Transit	36
Water	230
TOTAL	1,525

(As of January 30, 2013)

PLANNING COMMISSIONS IN PENNSYLVANIA



County 61
Multi-county 10
Municipal 1,608
TOTAL 1,679

(As of 2013)

FIRE DEPARTMENTS IN PENNSYLVANIA



Paid 25
Paid/Volunteer 91
Volunteer 1,740
TOTAL 1,856

(As of 2013)

POLICE DEPARTMENTS IN PENNSYLVANIA



TOTAL MUNICIPALITIES 2,562
Traditional 988
Consolidated 115
Contractual 192
TOTAL POLICE DEPARTMENTS 1,295
State Police Exclusive 1,259
Full-Time Officers 1,382
Part-Time Officers 4,605
Full-Time Departments 855
Part-Time Departments 133

(As of 2013)

MISCELLANEOUS



School Districts 500
Councils of Government 83
Municipal Managers 669
Home Rule Jurisdictions 77

(As of 2013)

LOCAL PENSION PLANS



Police 965
Fire 82
Non-Uniformed 2,181
TOTAL 3,228

(As of December 2012)

For more information, contact:

Pennsylvania Department of Community and Economic Development
Governor's Center for Local Government Services
Commonwealth Keystone Building
400 North Street, 4th Floor
Harrisburg, PA 17120-0225

Tel: 888 223 6837 | newPA.com | @newPAnews

1/8/2014

POCONO MOUNTAIN REGIONAL
POLICE DEPARTMENT



2013 FACT SHEET

SERVING:
Tobyhanna, Tunkhannock and
Coolbaugh Townships
and
Mount Pocono Borough



Pocono Mountain Regional Police Department
2013 Fact Sheet

Service Area: Tobyhanna Township, Coolbaugh Township,
Tunkhannock Township and Mount Pocono Borough

Square Miles covered: 187.8

Tobyhanna Township	56
Coolbaugh Township	89
Tunkhannock Township	39
Mount Pocono Borough	3.8

Road Miles covered: 774.47

Tobyhanna Township:	Township	50.20
	State	47.62
	Other	153.55

Coolbaugh Township:	Township	65.00
	State	45.57
	Other	207.96

Tunkhannock Township:	Township	31.00
	State	25.00
	Other	100.71

Mount Pocono Borough:	Borough	16.50
	State	7.88
	Other	23.48

Population: (2010 Census) 39,077

Tobyhanna Township	8,554
Coolbaugh Township	20,564
Tunkhannock Township	6,789
Mount Pocono Borough	3,170

Number of Officers: 38

Civilian Staff: 6

Pocono Mountain Regional Police Department
2013 Fact Sheet

2013 BUDGET HOURS BREAKDOWN

Total Hrs **1380** Hrs Available Per Day **197**

<u>MUNICIPALITY</u>	<u>HRS</u>	<u>%</u>	<u>DAYS PER MONTH</u>		
			<u>28</u>	<u>30</u>	<u>31</u>
Tobyhanna	453.47	32.86%	1814	1943	2008
Mount Pocono	182.30	13.21%	729	781	807
Tunkhannock	172.50	12.50%	690	739	764
Coolbaugh	571.73	41.43%	2287	2450	2532
Totals	1380	100%	5520	5914	6111

2013 Total Budget \$5,756,982.63
 2013 Revenue Adjusted Budget \$4,836,751.15
 2013 Unit of Service Cost \$35,049

2013 Budget – Municipal Breakdown

Tobyhanna Township \$1,589,218.24
 Mount Pocono Borough \$ 639,142.12
 Tunkhannock Township \$ 604,593.89
 Coolbaugh Township \$2,003,796.91

Total Yearly Mortgage \$157,066.56

Tobyhanna Township 26% \$40,837.32
 Mount Pocono Borough 23% \$36,125.28
 Tunkhannock Township 25% \$39,266.64
 Coolbaugh Township 26% \$40,837.32

Hours Increase 1997 through 2013

	<u>Tobyhanna</u>	<u>Mt. Pocono</u>	<u>Tunkhannock</u>	<u>Coolbaugh</u>	
1997	434	126	80	400	
1998	434	166	80	440	Mount Pocono + 40/Coolbaugh +40
1999	434	166	100	460	Tunkhannock +20/Coolbaugh +20
2000	434	168.5	122.5	475	Mount Pocono + 2.5/Tunkhannock + 22.5/Coolbaugh +15
2001	434	168.5	122.5	475	No Increase
2002	434	168.5	122.5	515	Coolbaugh +40
2003	434	168.5	152.5	525	Tunkhannock +30/Coolbaugh +10
2004	434	168.5	152.5	525	No Increase
2005	464	178.5	152.5	525	Tobyhanna +30/Mount Pocono +10
2006	474	188.5	162.5	535	All Municipalities +10
2007	484	193.5	172.5	550	Tobyhanna+10/Mt Pocono+5/Tunkhannock+10/Coolbaugh+15
2008	484	193.5	192.5	610	Tunkhannock +20 / Coolbaugh +60
2009	520	210	210	660	Tobyhanna+36/Mt Pocono+16.5/Tunkhannock+17.5/Coolbaugh+50
2010	520	210	210	660	No Increase
2011	511	206.5	194.6	647.9	Tobyhanna-9/Mt. Pocono-3.5/Tunkhannock-15.4/Coolbaugh-12.1
2012	460	185	175	580	Tobyhanna-51/Mt. Pocono-21.5/Tunkhannock-19.6/Coolbaugh-67.9
2013	453.47	182.3	172.5	571.73	Tobyhanna-6.53/Mt. Pocono-2.7/Tunkhannock-2.5/Coolbaugh-8.27
Total Increase	19.47	56.3	92.5	171.73	340

Pocono Mountain Regional Police Department Activity
2012 vs 2013

	2012	2013	Increase/ Decrease	% Increase/ Decrease
Total Calls	13802	12848	-954	-7%
<i>Complaints</i>	<i>12876</i>	<i>11877</i>	<i>-999</i>	<i>-8%</i>
<i>Accidents</i>	<i>926</i>	<i>971</i>	<i>45</i>	<i>5%</i>
Criminal Arrests	1505	1241	-264	-18%
Traffic Arrests	2648	2571	-77	-3%
Traffic Warnings	2550	1605	-945	-37%
Ordinance Arrests	139	219	80	58%

Pocono Mountain Regional Police Department

2013- TOTAL ACTIVITY

	HOURS					ACTIVITY					
	Patrol	Investigation	Vascar	Court	Time Assigned	Complaints	Accidents	Criminal Arrests	Traffic Arrests	Warnings	Ordinance Arrests
January	1759.00	2256.43	31.00	241.00	1823.58	907	99	87	275	166	37
February	1604.04	2166.63	42.75	249.00	1457.59	822	91	58	213	108	19
March	1677.80	2226.71	50.50	254.25	1901.74	892	89	85	277	172	21
April	1513.00	2431.16	59.25	230.25	1680.33	1001	51	88	333	235	15
May	1366.75	2686.94	51.25	317.50	1687.58	1152	74	101	253	161	31
June	1292.25	2542.58	27.75	227.75	1823.68	1098	82	132	146	118	20
July	1390.05	2501.28	30.00	226.00	1962.66	1140	72	173	218	153	12
August	1353.46	3345.07	27.50	277.32	1107.65	1148	93	122	144	94	13
September	1295.68	2322.98	32.74	182.75	2079.85	957	74	125	233	113	13
October	1438.29	2086.43	35.75	394.00	2156.54	906	70	96	156	94	2
November	1413.28	2196.19	37.06	201.42	2066.05	1025	89	93	222	114	18
December	1101.06	1850.34	16.90	213.32	2929.36	805	87	76	101	77	18
Total	17204.66	28612.74	442.45	3014.56	22676.61	11853	971	1236	2571	1605	219

Pocono Mountain Regional Police Department

Time Assigned Breakdown - 2013				
	Training	Admin	Assists	Total
January	483.25	1318.52	21.80	1823.57
February	156.75	1293.08	7.75	1457.58
March	431.50	1419.99	50.25	1901.74
April	362.25	1315.34	2.75	1680.34
May	379.75	1281.07	26.75	1687.57
June	192.25	1626.92	4.50	1823.67
July	126.50	1826.50	9.67	1962.67
August	291.60	798.39	17.66	1107.65
September	319.00	1740.85	20.00	2079.85
October	445.25	1702.03	9.25	2156.53
November	187.75	1870.14	8.15	2066.04
December	537.25	2377.41	14.72	2929.38
Total	3913.10	18570.24	193.25	22676.59

Pocono Mountain Regional Police Department

Tobyhanna Twp - 2013

	HOURS					ACTIVITY					
	Patrol	Investigation	Vascar	Court	Time Assigned	Complaints	Accidents	Criminal Arrests	Traffic Arrests	Warnings	Ordinance Arrests
January	784.65	786.20	9.75	50.00	599.23	288	32	20	73	68	6
February	572.95	707.30	13.75	61.50	478.96	223	22	15	47	23	0
March	417.80	416.87	14.00	48.75	624.91	234	24	15	65	52	0
April	425.00	774.31	13.75	30.25	554.90	315	10	29	96	80	0
May	436.25	687.67	16.75	117.75	554.54	359	15	33	83	50	5
June	468.00	729.08	8.75	82.75	600.67	285	19	28	43	43	7
July	568.57	607.94	17.75	30.25	644.93	314	19	74	78	64	1
August	563.10	1415.33	15.00	69.50	363.97	306	29	25	58	45	4
September	559.36	834.80	19.42	72.25	685.50	267	17	43	115	41	2
October	640.52	574.50	12.00	109.50	709.50	227	17	24	45	43	1
November	604.22	634.13	13.58	57.87	679.73	265	23	23	63	52	1
December	518.93	321.85	5.75	50.06	963.76	226	27	24	34	21	1
Total	6559.35	8489.98	160.25	780.43	7460.60	3309	254	353	800	582	28

Pocono Mountain Regional Police Department

Mount Pocono - 2013

	HOURS					ACTIVITY					
	Patrol	Investigation	Vascar	Court	Time Assigned	Complaints	Accidents	Criminal Arrests	Traffic Arrests	Warnings	Ordinance Arrests
January	255.02	334.96	13.00	66.50	240.89	140	24	33	97	51	26
February	204.25	325.25	5.75	35.75	192.55	134	16	21	61	41	17
March	258.00	302.68	11.25	67.50	251.22	155	25	24	93	53	18
April	222.25	336.00	10.25	77.00	221.29	152	22	19	75	54	5
May	178.50	436.68	2.25	39.25	222.93	166	28	26	60	40	17
June	105.00	426.50	0.75	22.75	240.55	187	18	42	32	30	6
July	36.75	388.70	0.00	47.25	259.27	196	25	39	42	28	7
August	39.73	400.33	0.00	53.75	146.32	185	18	34	30	9	4
September	63.62	393.07	1.50	47.25	274.24	178	21	38	30	26	6
October	80.80	349.73	2.00	72.75	284.66	146	21	31	25	17	1
November	109.58	317.44	2.25	35.97	272.72	155	20	23	64	19	8
December	89.18	300.14	2.95	71.78	386.67	132	24	18	23	16	15
Total	1642.68	4311.48	51.95	637.50	2993.31	1926	262	348	632	384	130

Pocono Mountain Regional Police Department

Tunkhannock Twp - 2013

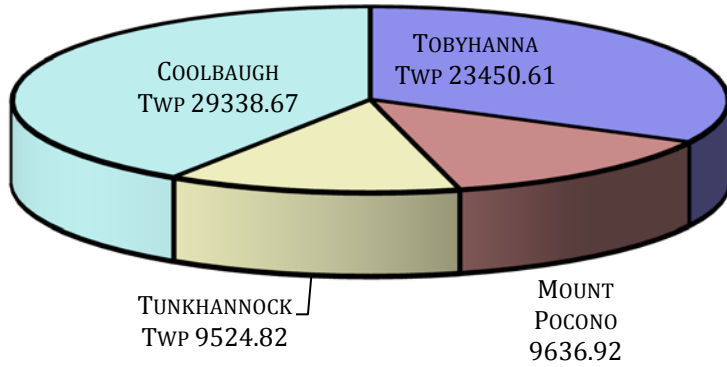
	HOURS					ACTIVITY					
	Patrol	Investigation	Vascar	Court	Time Assigned	Complaints	Accidents	Criminal Arrests	Traffic Arrests	Warnings	Ordinance Arrests
January	162.25	248.02	3.25	25.75	227.95	99	16	5	35	10	0
February	186.25	342.58	22.25	43.50	182.20	125	23	6	45	26	0
March	235.00	339.33	18.25	42.00	237.72	114	14	11	39	25	0
April	231.25	367.50	25.75	28.50	210.04	130	8	11	68	36	0
May	188.50	295.92	20.25	36.25	210.95	152	12	6	46	20	0
June	256.25	327.00	11.75	44.25	227.96	170	12	20	24	19	1
July	215.75	406.57	6.00	14.25	245.33	160	9	26	20	24	0
August	256.10	331.93	4.75	47.75	138.46	155	11	20	15	13	0
September	166.83	281.90	5.57	12.75	259.98	130	6	12	43	18	0
October	166.89	308.24	7.00	34.25	269.57	138	9	5	32	14	0
November	111.68	227.49	7.90	11.00	258.26	122	14	7	26	8	0
December	93.00	453.00	1.28	16.75	366.17	110	10	9	6	11	0
Total	2269.75	3929.48	134.00	357.00	2834.59	1605	144	138	399	224	1

Pocono Mountain Regional Police Department

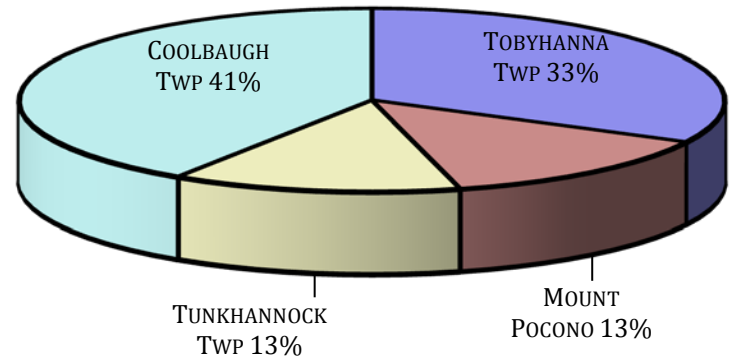
Coolbaugh Twp - 2013

	HOURS					ACTIVITY					
	Patrol	Investigation	Vascar	Court	Time Assigned	Complaints	Accidents	Criminal Arrests	Traffic Arrests	Warnings	Ordinance Arrests
January	557.08	887.25	5.00	98.75	755.51	380	27	29	70	37	5
February	640.59	791.50	1.00	108.25	603.88	340	30	16	60	18	2
March	767.00	1167.83	7.00	96.00	787.89	389	26	35	80	42	3
April	634.50	953.35	9.50	94.50	694.10	404	11	29	94	65	10
May	563.50	1266.67	12.00	124.25	699.16	475	19	36	64	51	9
June	463.00	1060.00	6.50	78.00	754.50	456	33	42	47	26	6
July	568.98	1098.07	6.25	134.25	813.13	470	19	34	78	37	4
August	494.53	1197.48	7.75	106.32	458.90	502	35	43	41	27	5
September	505.87	813.21	6.25	50.50	860.13	382	30	32	45	28	5
October	550.08	853.96	14.75	177.50	892.81	395	23	36	54	20	0
November	587.80	1017.13	13.33	96.58	855.34	483	32	40	69	35	9
December	399.95	775.35	6.92	74.73	1212.76	337	26	25	38	29	2
Total	6732.88	11881.80	96.25	1239.63	9388.11	5013	311	397	740	415	60

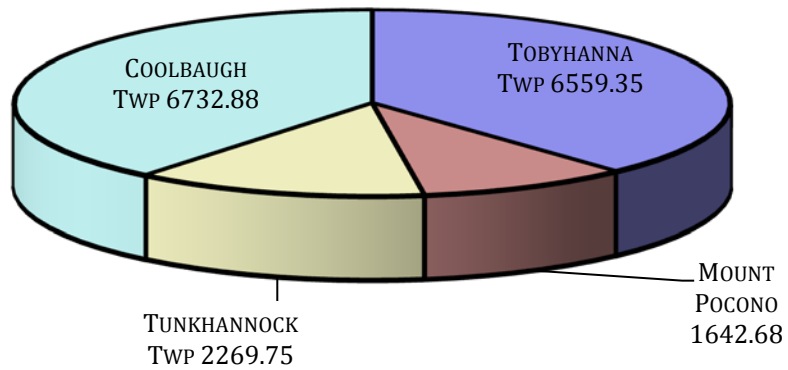
2013 TOTAL HOURS



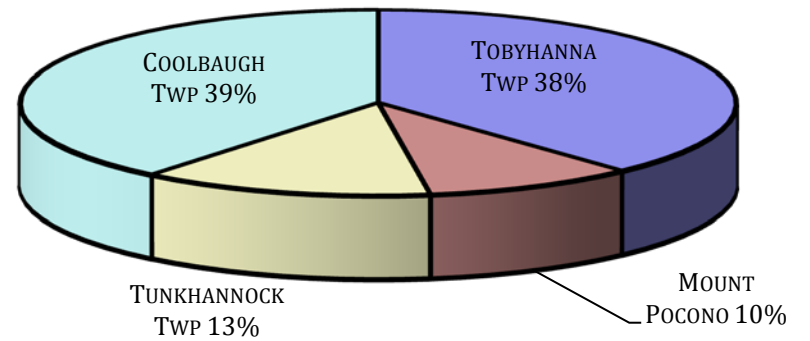
2013 % TOTAL HOURS



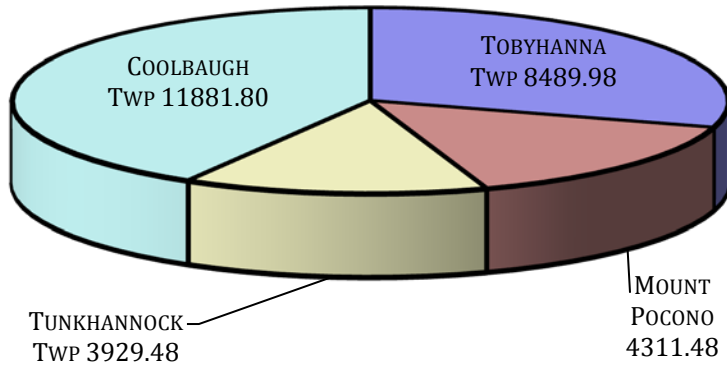
2013 TOTAL PATROL HOURS



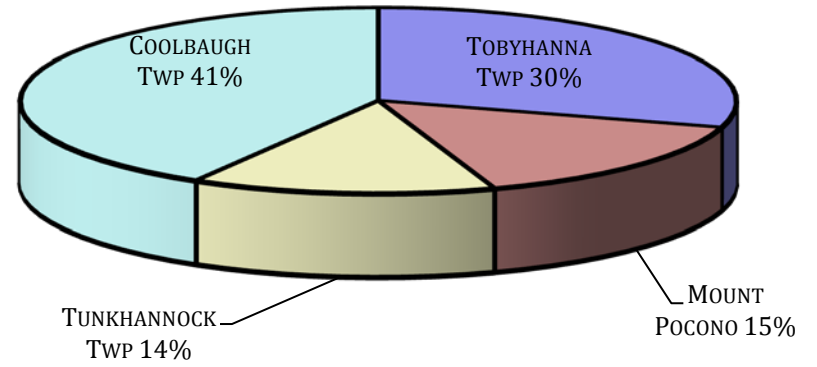
2013 % TOTAL PATROL HOURS



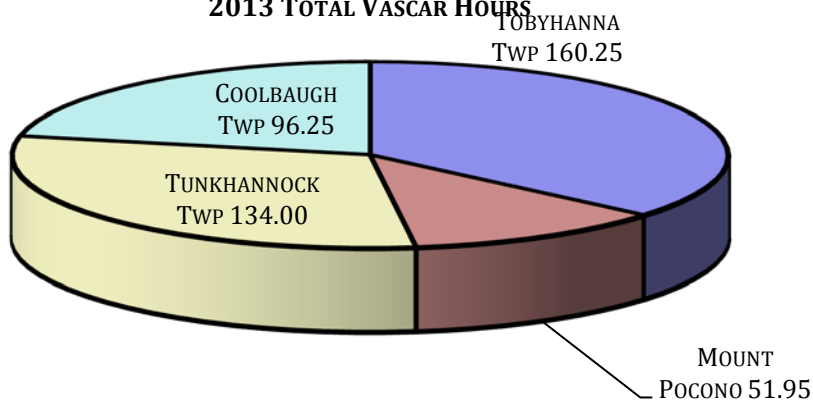
2013 TOTAL INVESTIGATION HOURS



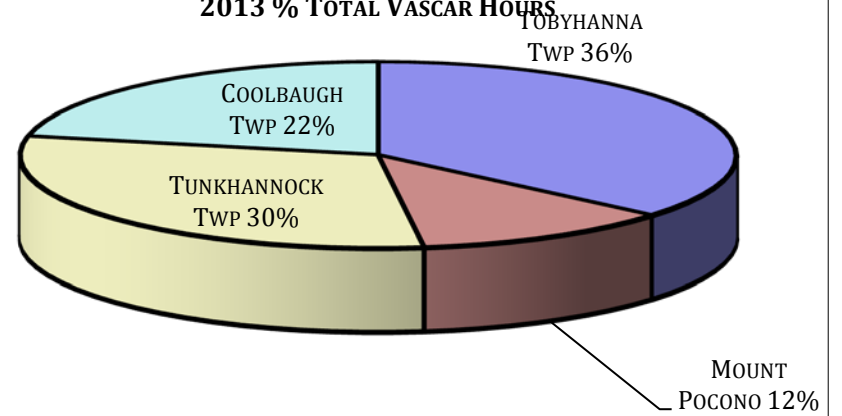
2013 % TOTAL INVESTIGATION HOURS



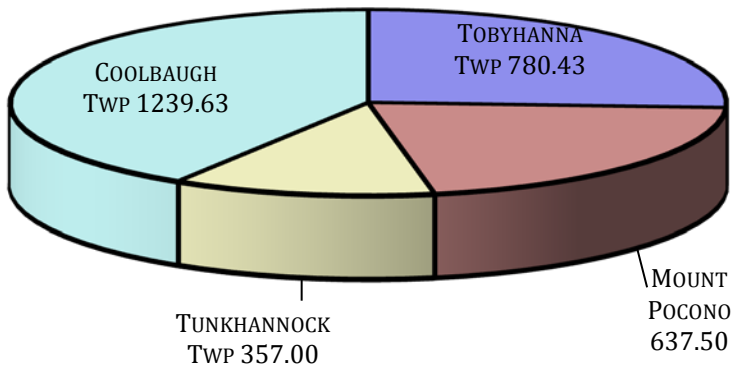
2013 TOTAL VASCAR HOURS



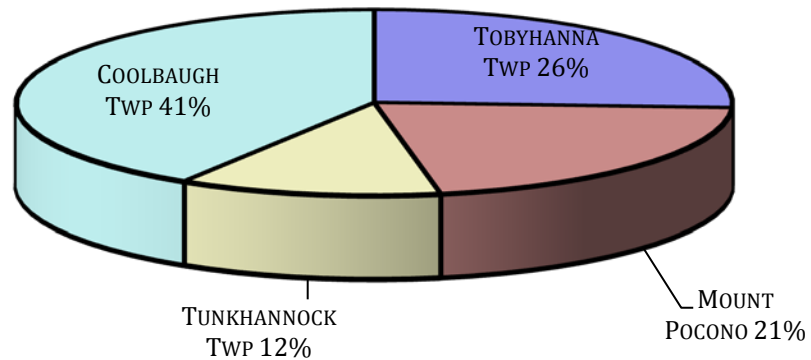
2013 % TOTAL VASCAR HOURS



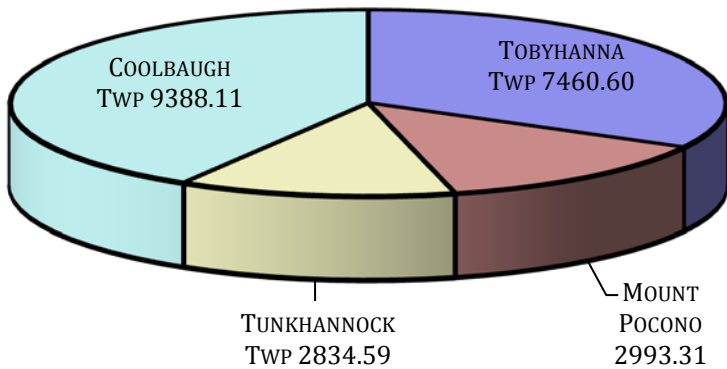
2013 TOTAL COURT HOURS



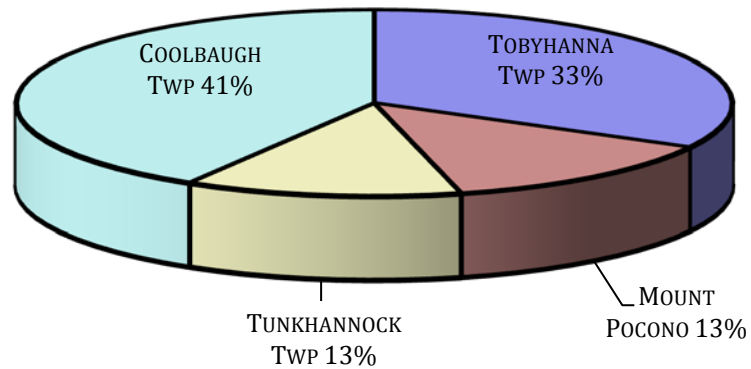
2013 % TOTAL COURT HOURS



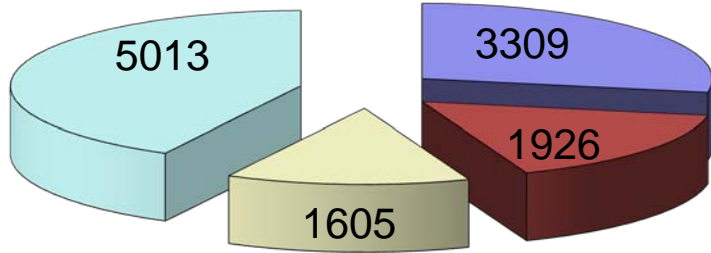
2013 TIME ASSIGNED HOURS



2013 % TIME ASSIGNED HOURS

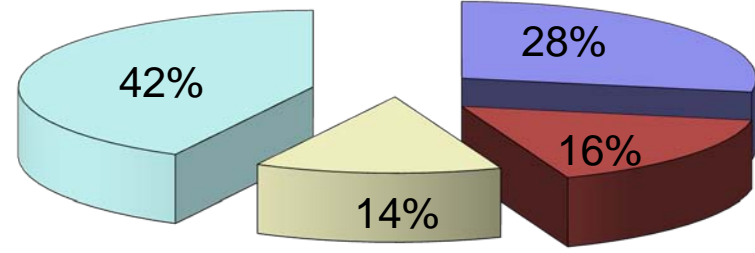


2013 Complaints



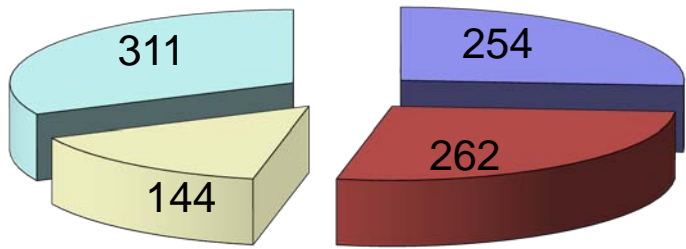
■ Tobyhanna Twp ■ Mount Pocono
■ Tunkhannock Twp ■ Coolbaugh Twp

2013 Complaints %



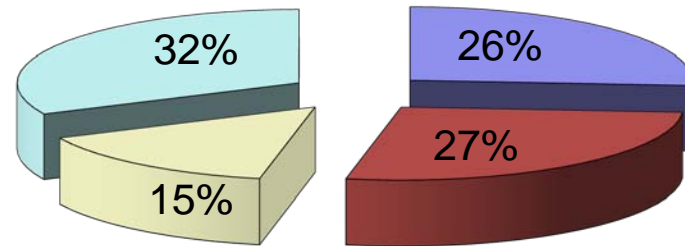
■ Tobyhanna Twp ■ Mount Pocono
■ Tunkhannock Twp ■ Coolbaugh Twp

2013 Traffic Accidents



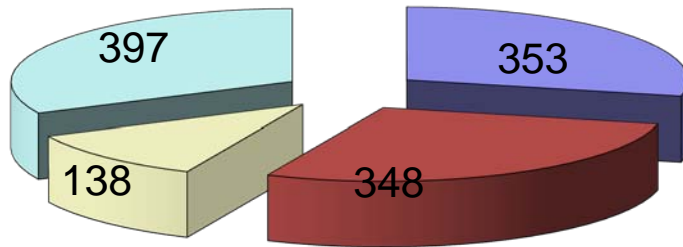
■ Tobyhanna Twp ■ Mount Pocono
■ Tunkhannock Twp ■ Coolbaugh Twp

2013 Traffic Accidents %



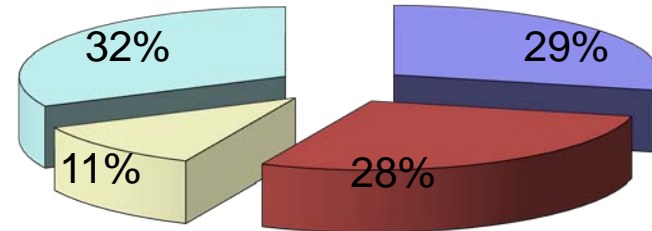
■ Tobyhanna Twp ■ Mount Pocono
■ Tunkhannock Twp ■ Coolbaugh Twp

2013 Criminal Arrests



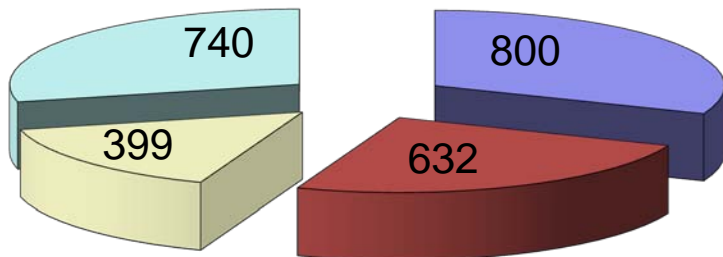
■ Tobyhanna Twp ■ Mount Pocono
■ Tunkhannock Twp ■ Coolbaugh Twp

2013 Criminal Arrests %



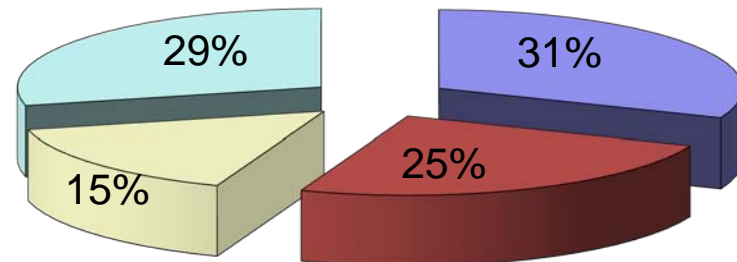
■ Tobyhanna Twp ■ Mount Pocono
■ Tunkhannock Twp ■ Coolbaugh Twp

2013 Traffic Arrests



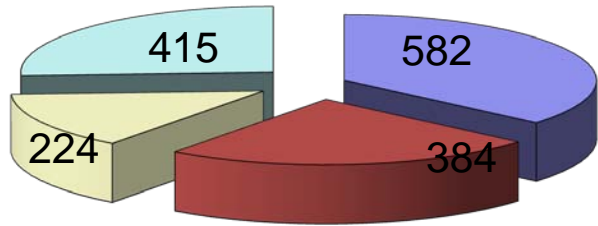
■ Tobyhanna Twp ■ Mount Pocono
■ Tunkhannock Twp ■ Coolbaugh Twp

2013 Traffic Arrests %



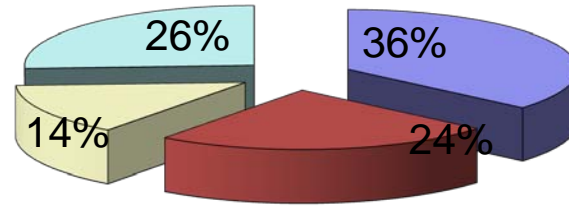
■ Tobyhanna Twp ■ Mount Pocono
■ Tunkhannock Twp ■ Coolbaugh Twp

2013 Vehicle Code Warnings



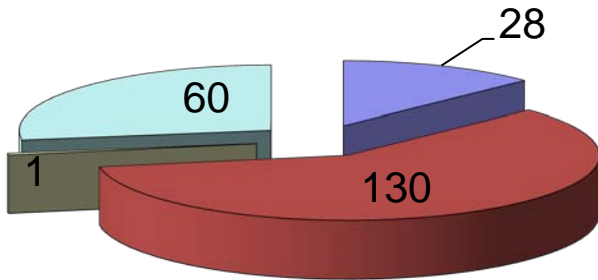
■ Tobyhanna Twp ■ Mount Pocono
■ Tunkhannock Twp ■ Coolbaugh Twp

2013 Vehicle Code Warnings %



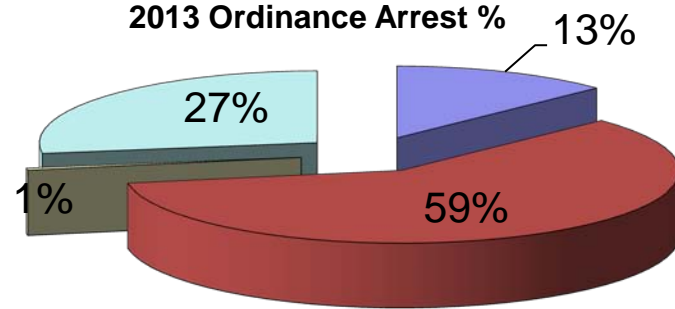
■ Tobyhanna Twp ■ Mount Pocono
■ Tunkhannock Twp ■ Coolbaugh Twp

2013 Ordinance Arrest



■ Tobyhanna Twp ■ Mount Pocono
■ Tunkhannock Twp ■ Coolbaugh Twp

2013 Ordinance Arrest %



■ Tobyhanna Twp ■ Mount Pocono
■ Tunkhannock Twp ■ Coolbaugh Twp

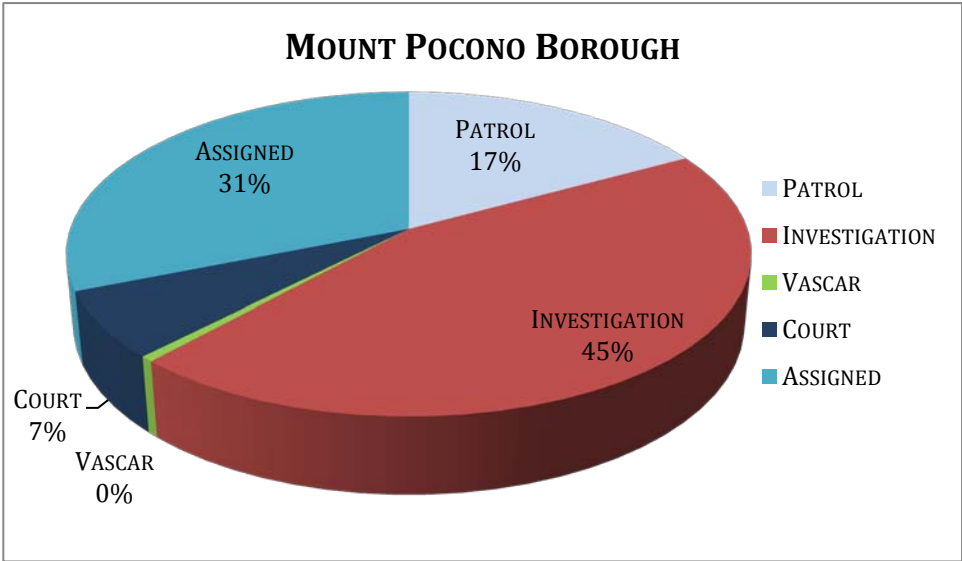
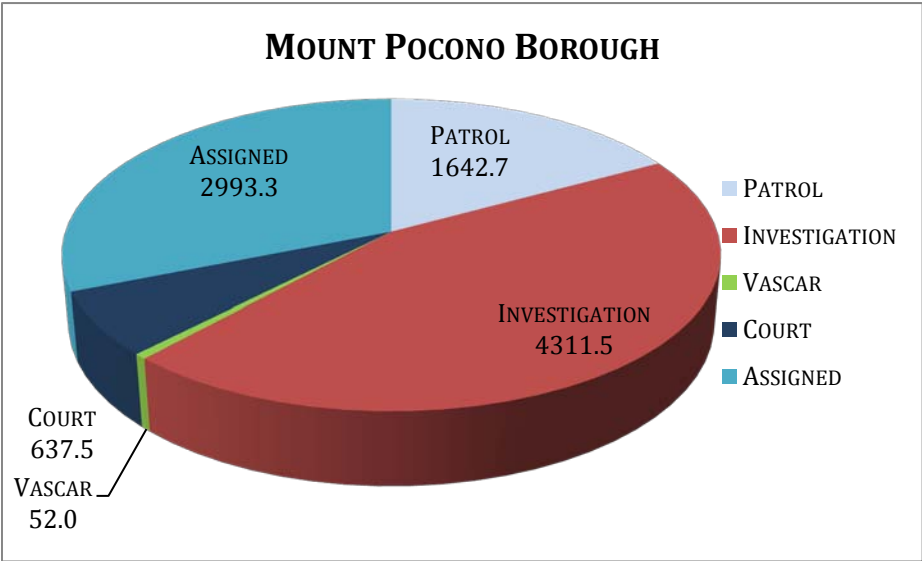
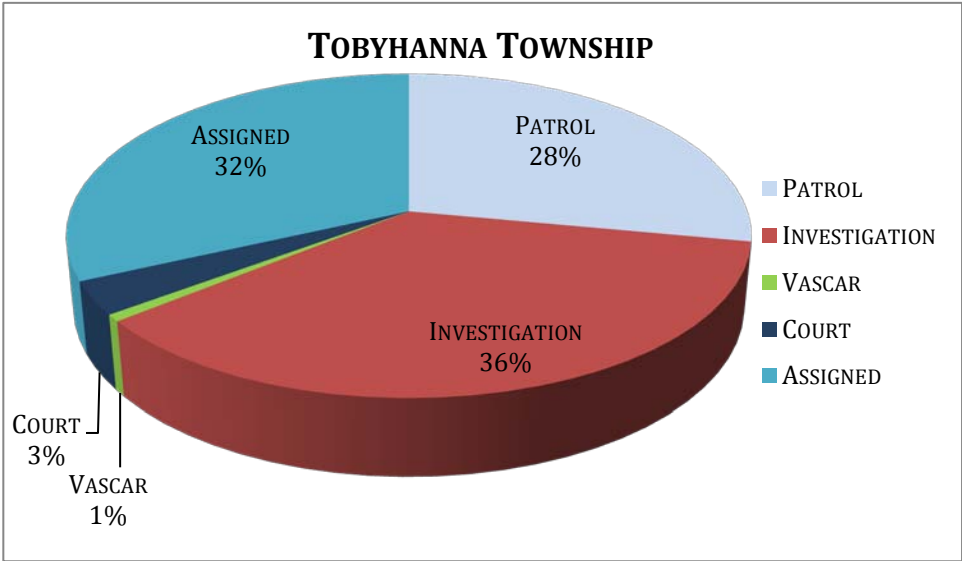
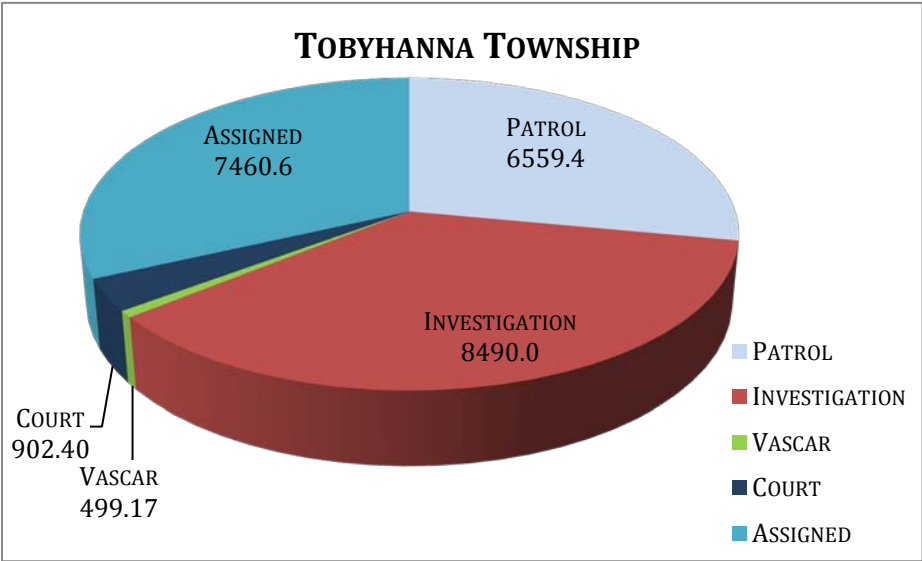
**TOTAL HOURS Over / Under
PURCHASED vs ACTUAL
2009 - 2013**

	2009 Actual	Hrs. Purchase	+ / -	2010 Actual	Hrs. Purchase	+ / -	2011 Actual	Purchase	+ / -	2012 Actual	Purchase	+ / -	2013 Actual	Purchase	+ / -
TOTAL															
Patrol	23382.5			23213.0			22907.5			18935.8			17204.7		
Investigation	30862.3			33267.5			30540.9			30105.4			28612.7		
Vascar	1138.5			1189.3			985.8			448.0			442.5		
Court	2966.8			3184.0			3165.4			2650.3			3014.6		
Assigned	25080.0			22575.3			23749.5			21060.4			22676.6		
TOTALS	83430.0	83429.0		83429.0	83429.0		81349.0	81343.0		73200.0	73200.0		71951.0	71951.0	
TOBYHANNA															
Patrol	9835.3			9030.8			9979.6			9210.3			6559.4		
Investigation	8209.8			8880.3			7700.7			7280.3			8490.0		
Vascar	659.5			655.0			499.2			178.8			160.3		
Court	786.0			818.5			902.4			632.9			780.4		
Assigned	8151.0			7337.0			7789.8			6928.9			7460.6		
TOTALS	27641.5	27114.4	527	26721.5	27114.4	(393)	26871.7	26680.5	191	24231.1	24009.6	221	23450.6	23671.9	(221)
MT POCONO															
Patrol	2269.8			2689.8			2822.5			1329.3			1642.7		
Investigation	4309.8			4680.8			4625.4			5029.1			4311.5		
Vascar	202.8			119.0			114.5			57.0			52.0		
Court	415.8			509.5			438.5			386.3			637.5		
Assigned	3285.5			2957.4			3134.9			2780.0			2993.3		
TOTALS	10483.5	10929.2	(446)	10956.4	10929.2	27	11135.8	10737.3	398	9581.5	9662.4	(81)	9636.9	9497.5	139
TUNKHANNOCK															
Patrol	2113.3			2342.0			2151.4			2161.5			2269.8		
Investigation	4775.8			4772.5			4379.6			3753.3			3929.5		
Vascar	93.8			192.8			163.5			117.3			134.0		
Court	482.0			525.0			519.0			386.8			357.0		
Assigned	3285.5			2957.4			2968.7			2632.6			2834.6		
TOTALS	10750.2	10929.2	(179)	10789.6	10929.2	(140)	10182.1	10167.9	14	9051.3	9150.0	(99)	9524.8	8993.9	531
COOLBAUGH															
Patrol	9164.3			9150.5			7954.1			6234.8			6732.9		
Investigation	13567.0			14934.0			13835.2			14042.8			11881.8		
Vascar	182.5			222.5			208.6			95.0			96.3		
Court	1283.0			1331.0			1305.4			1244.4			1239.6		
Assigned	10358.0			9323.6			9856.0			8719.0			9388.1		
TOTALS	34554.8	34456.2	99	34961.6	34456.2	505	33159.4	33757.3	(598)	30336.1	30378.0	(42)	29338.7	29787.7	(449)

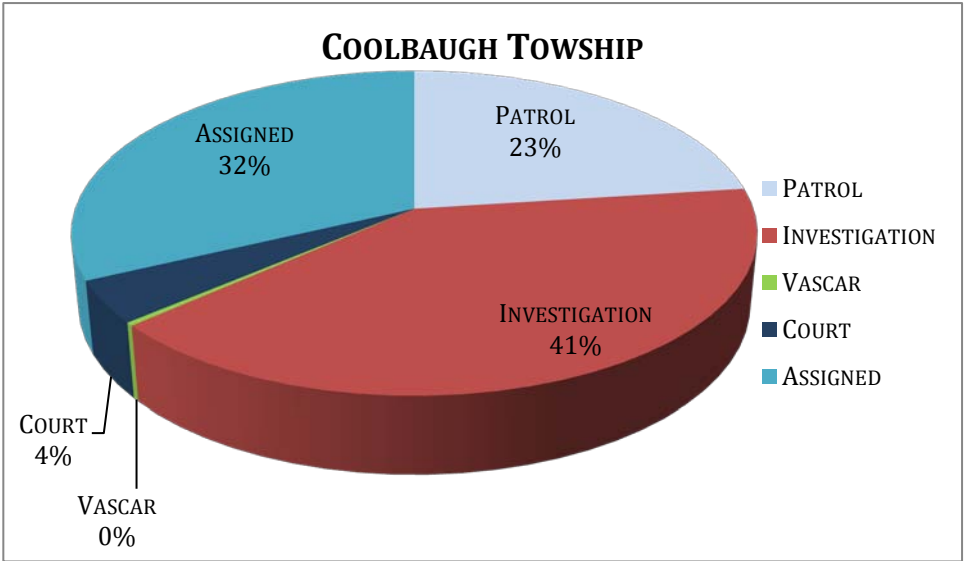
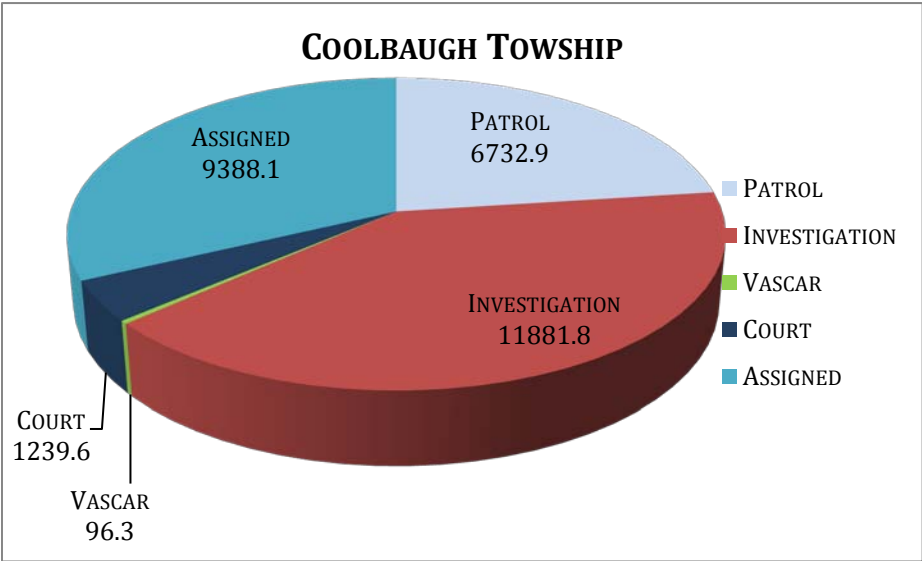
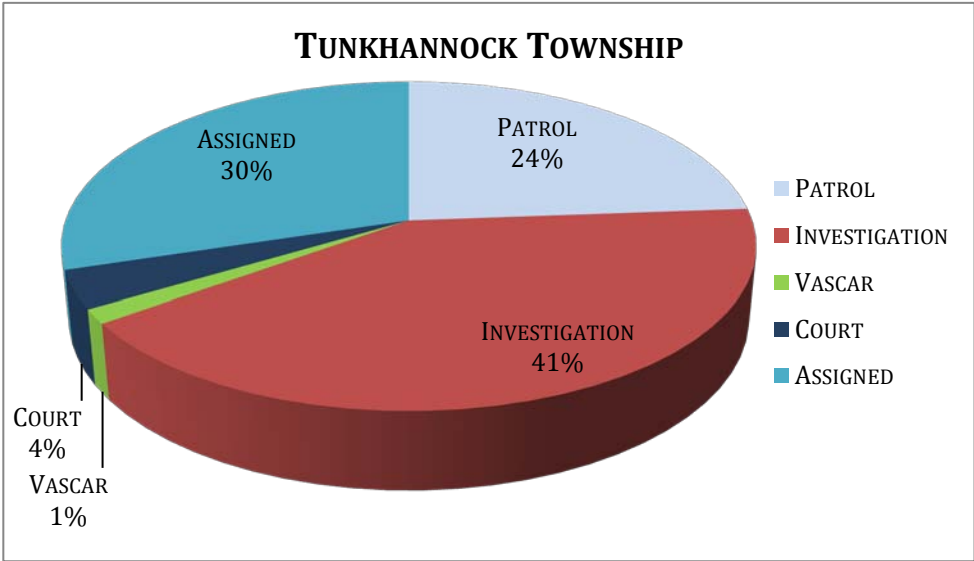
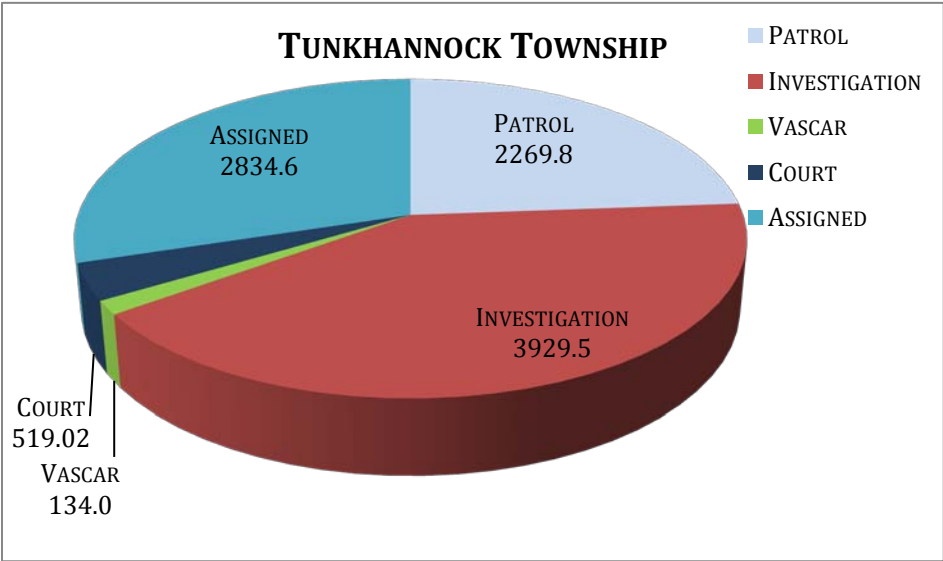
**TOTAL HOURS % Over / Under
PURCHASED vs ACTUAL
2009 - 2013**

	Actual Hrs 2009	Hrs Purchased	% + / -	Actual Hrs 2010	Hrs Purchased	% + / -	Actual Hrs 2011	Hrs Purchased	% + / -	Actual Hrs 2012	Hrs Purchased	% + / -	Actual Hrs 2013	Hrs Purchased	% + / -
TOTAL															
Patrol	23382.5			23213.0			22907.5			18935.8			17204.7		
Investigation	30862.3			33267.5			30540.9			30105.4			28612.7		
Vascar	1138.5			1189.3			985.8			448.0			442.5		
Court	2966.8			3184.0			3165.4			2650.3			3014.6		
Assigned	25080.0			22575.3			23749.5			21060.4			22676.6		
TOTALS	83430.0	83429.0		83429.0	83429.0		81349.0	81343.0		73200.0	73200.0		71951.0	71951.0	
TOBYHANNA															
Patrol	9835.3			9030.8			9979.6			9210.3			6559.4		
Investigation	8209.8			8880.3			7700.7			7280.3			8490.0		
Vascar	659.5			655.0			499.2			178.8			160.3		
Court	786.0			818.5			902.4			632.9			780.4		
Assigned	8151.0			7337.0			7789.8			6928.9			7460.6		
TOTALS	27641.5	27114.4	2%	26721.5	27114.4	-1%	26871.7	26680.5	1%	24231.1	24082.8	1%	23450.6	23671.9	-1%
MT POCONO															
Patrol	2269.8			2689.8			2822.5			1329.3			1642.7		
Investigation	4309.8			4680.8			4625.4			5029.1			4311.5		
Vascar	202.8			119.0			114.5			57.0			52.0		
Court	415.8			509.5			438.5			386.3			637.5		
Assigned	3285.5			2957.4			3134.9			2780.0			2993.3		
TOTALS	10483.5	10929.2	-4%	10956.4	10929.2	0%	11135.8	10737.3	4%	9581.5	9662.4	-1%	9636.9	9497.5	1%
TUNKHANNOCK															
Patrol	2113.3			2342.0			2151.4			2161.5			2269.8		
Investigation	4775.8			4772.5			4379.6			3753.3			3929.5		
Vascar	93.8			192.8			163.5			117.3			134.0		
Court	482.0			525.0			519.0			386.8			357.0		
Assigned	3285.5			2957.4			2968.7			2632.6			2834.6		
TOTALS	10750.2	10929.2	-2%	10789.6	10929.2	-1%	10182.1	10167.9	0%	9051.3	9150.0	-1%	9524.8	8993.9	6%
COOLBAUGH															
Patrol	9164.3			9150.5			7954.1			6234.8			6732.9		
Investigation	13567.0			14934.0			13835.2			14042.8			11881.8		
Vascar	182.5			222.5			208.6			95.0			96.3		
Court	1283.0			1331.0			1305.4			1244.4			1239.6		
Assigned	10358.0			9323.6			9856.0			8719.0			9388.1		
TOTALS	34554.8	34456.2	0%	34961.6	34456.2	1%	33159.4	33757.3	-2%	30336.1	30304.8	0%	29338.7	29787.7	-2%

BREAKDOWN OF HOURS WITHIN MUNICIPALITY 2013



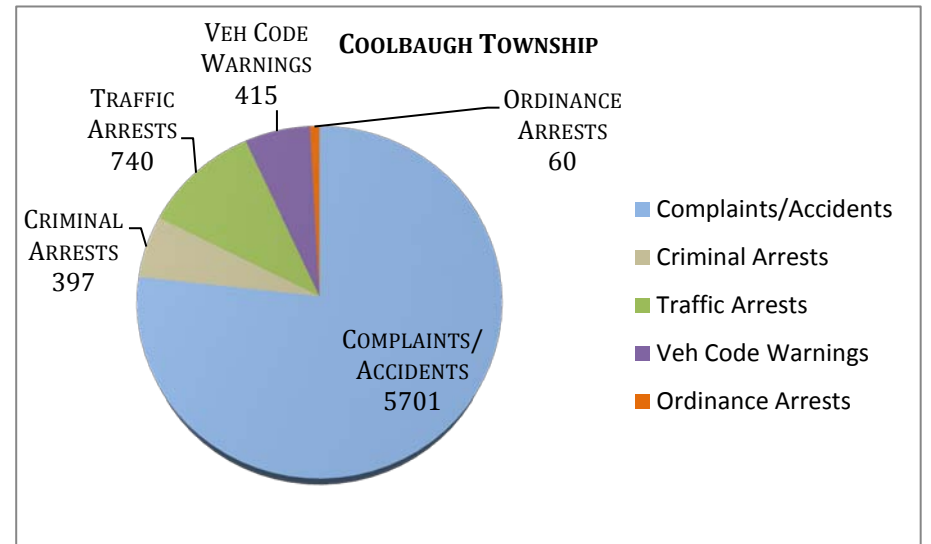
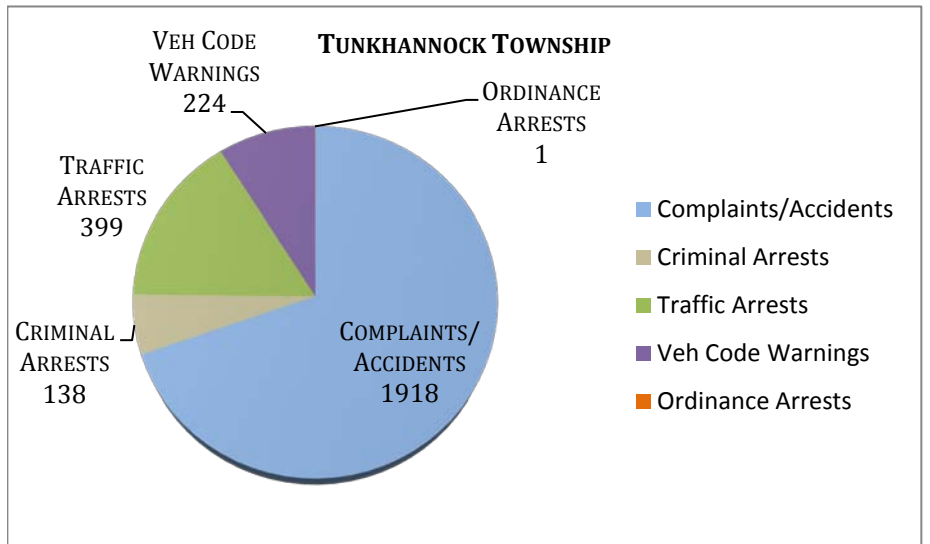
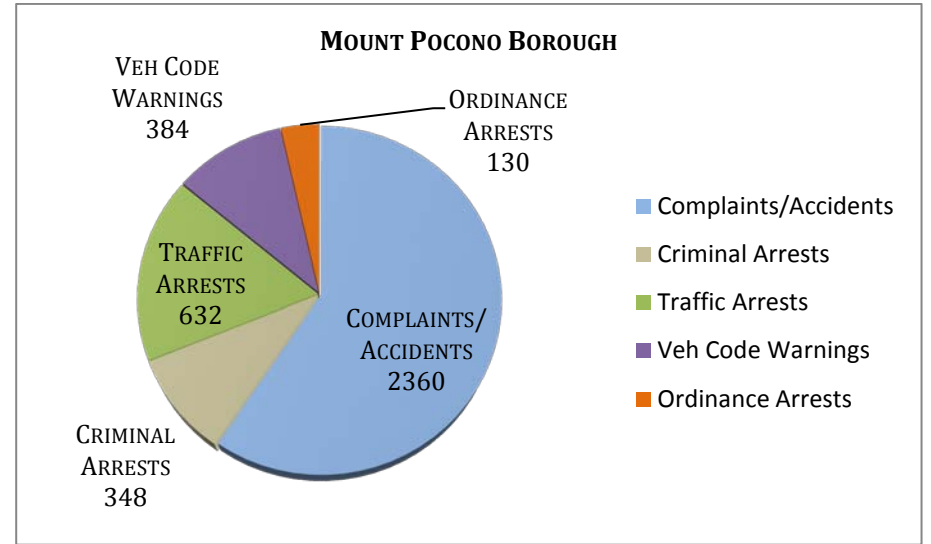
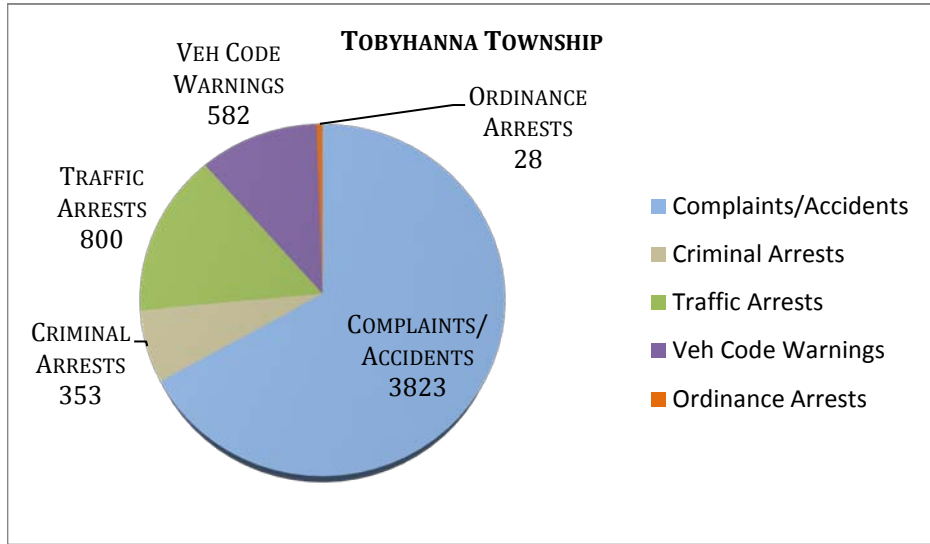
BREAKDOWN OF HOURS WITHIN MUNICIPALITY 2013



**BREAKDOWN % OF TOTAL ACTIVITY
2009 - 2013**

	2009	% CALLS	2010	% CALLS	2011	% CALLS	2012	% CALLS	2013	% CALLS
TOTAL										
Complaints/Accidents	16299		16028		13950		13802		12824	
Criminal Arrests	1871		1930		1683		1505		1236	
Traffic Arrests	5248		5568		4648		2648		2571	
Veh Code Warnings	4845		5651		3982		2550		1605	
Ordinance Arrests	144		236		189		139		219	
TOTALS	28407		29413		24452		20644		18455	
TOBYHANNA										
Complaints/Accidents	4406	27%	4404	27%	3817	27%	3823	28%	3563	28%
Criminal Arrests	535	29%	522	27%	403	24%	307	20%	353	29%
Traffic Arrests	2054	39%	2018	36%	1901	41%	886	33%	800	31%
Veh Code Warnings	1995	41%	2138	38%	1737	44%	1145	45%	582	36%
Ordinance Arrests	47	33%	42	18%	36	19%	37	27%	28	13%
TOTALS	9037		9124		7894		6198		5326	
MT POCONO										
Complaints/Accidents	2561	16%	2594	16%	2320	17%	2360	17%	2188	17%
Criminal Arrests	392	21%	492	25%	381	23%	365	24%	348	28%
Traffic Arrests	1212	23%	1158	21%	1026	22%	544	21%	632	25%
Veh Code Warnings	887	18%	1157	20%	860	22%	409	16%	384	24%
Ordinance Arrests	37	26%	85	36%	90	48%	43	31%	130	59%
TOTALS	5089		5486		4677		3721		3682	
TUNKHANNOCK										
Complaints/Accidents	2279	14%	2187	14%	1819	13%	1918	14%	1749	14%
Criminal Arrests	256	14%	232	12%	203	12%	204	14%	138	11%
Traffic Arrests	467	9%	892	16%	507	11%	340	13%	399	16%
Veh Code Warnings	358	7%	485	9%	326	8%	291	11%	224	14%
Ordinance Arrests	13	9%	4	2%	5	3%	11	8%	1	0%
TOTALS	3373		3800		2860		2764		2511	
COOLBAUGH										
Complaints/Accidents	7053	43%	6843	43%	5994	43%	5701	41%	5324	42%
Criminal Arrests	688	37%	684	35%	696	41%	629	42%	397	32%
Traffic Arrests	1515	29%	1500	27%	1214	26%	878	33%	740	29%
Veh Code Warnings	1605	33%	1871	33%	1059	27%	705	28%	415	26%
Ordinance Arrests	47	33%	105	44%	58	31%	48	35%	60	27%
TOTALS	10908		11003		9021		7961		6936	

BREAKDOWN OF TOTAL ACTIVITY PER MUNICIPALITY 2013



2013 UCR BREAKDOWN

	JAN	FEB	MAR	APR	MAY	JUNE	JULY	AUG	SEPT	OCT	NOV	DEC	2013 YTD	2012	2011	2010
Homicide	0	0	0	0	1	0	0	1	0	1	0	1	4	1	2	0
Forcible Rape	0	0	3	0	0	1	2	1	3	2	1	0	13	12	14	13
Robbery	0	2	1	2	2	0	1	3	0	2	3	1	17	12	21	18
Assault	8	9	17	20	18	27	17	15	17	19	17	10	194	193	214	185
Burglary	26	30	27	24	75	29	25	35	29	26	52	36	414	320	297	358
Theft	27	35	37	37	58	54	43	52	55	56	39	49	542	541	441	469
MV Theft	1	0	1	3	4	0	1	5	4	1	1	1	22	25	21	24
Arson	1	0	0	1	1	0	0	2	2	1	1	0	9	12	7	6
Forgery	3	4	1	2	1	0	1	3	0	0	0	0	15	25	16	16
Fraud	8	6	14	19	6	9	13	15	11	16	16	6	139	154	128	117
Embezzlement	0	0	0	0	1	0	0	0	0	0	0	0	1	2	2	2
Stolen Property	0	2	0	2	3	0	1	2	1	0	1	0	12	13	14	14
Vandalism	12	10	16	24	17	17	31	21	20	16	20	9	213	200	302	321
Weapons Offenses	1	1	0	0	1	0	0	1	2	0	0	1	7	11	17	15
Prostitution	0	0	0	0	0	0	0	1	0	0	0	0	1	0	0	0
Sex Offenses	2	4	4	3	8	7	6	2	7	1	2	3	49	34	36	33
Drug Abuse	5	14	16	15	12	12	9	7	13	11	15	9	138	124	143	182
Gambling	0	0	0	0	0	0	0	0	0	0	0	0	0	0	0	0
Offenses Against Family	1	0	3	2	1	0	4	1	3	1	0	0	16	3	3	5
DUI	13	12	14	12	9	9	15	14	15	13	13	7	146	140	213	264
Liquor Laws	2	0	1	2	1	3	1	1	0	0	1	0	12	23	27	44
Drunkenness	3	2	2	2	7	5	4	8	4	6	4	2	49	51	87	79
Disorderly Conduct	65	44	52	77	76	53	69	59	80	53	52	40	720	751	749	799
Vagrancy	0	0	0	0	0	0	0	0	0	0	0	0	0	0	0	0
All Others	19	22	32	26	31	12	35	28	19	19	12	12	267	286	297	271
	197	197	241	273	333	238	278	277	285	244	250	187	3000	2933	3051	3235



POLICE DEPARTMENT

2454 Route 940

Pocono Summit, Pennsylvania 18346

570-895-2400

HARRY W. LEWIS

Chief of Police

Fax 570-895-2450

Pocono Mountain Regional Police is a member of the North Central Highway Safety Network; it is through this organization that the funding for the Departments' DUI enforcement, aggressive driving and seatbelt programs are received.

Funding for the DUI enforcement program is divided into three major areas, DUI roving patrols, DUI checkpoints and underage drinking detection. The purpose of the first two is to detect and arrest motorists suspected of driving under the influence of alcohol, controlled substances or prescription medication. The underage drinking enforcement focuses on the detection and arrest of minors that have been consuming, or are in possession of alcoholic beverages.

The department's aggressive driving enforcement is directed by the North Central Highway Safety Network, specifically, through crash data received by Penn Dot. Roadways identified as high crash areas are patrolled to detect and ticket aggressive drivers.

The focus of the seatbelt enforcement program is twofold, one is enforcement and the other is education.

In addition to the enforcement aspect, all programs require media events; these include press releases in local newspapers, and public service announcements on local radio and television.

**STATE FUNDED PROGRAMS
SMOOTH OPERATOR and DUI**

2013 SMOOTH OPERATOR/BUCKLE UP PA/AGGRESSIVE DRIVING	
Buckle-up PA CITATIONS ISSUED	107
Aggressive Driving CITATIONS ISSUED	150
TOTAL CITATIONS ISSUED	257
Wanted Persons	1
Drug Arrests	2
DUI Arrests	2
TOTAL STATE FUNDING	\$8,282

2013 DUI ROVING PATROLS / CHECKPOINTS	
TOTAL HOURS	190
DUI ARRESTS	23
UNDERAGE DRINKING	10
DRUG ARRESTS	10
OTHER ARRESTS	19
CITATIONS	155
WARNINGS	75
TOTAL ACTIVITY	292
TOTAL STATE FUNDING	\$8,522

**PMRPD ANALYSIS
1997 - 2013**

YEAR	CALLS FOR SERVICE	CRIMINAL ARRESTS	TRAFFIC CITATIONS	BILLABLE OFFICERS	UNITS	PPU	BUDGET	TOTAL OFFICERS	CBA Raises	Total Fund Disbursements
1997	9236	764	2105	26	104	17,831	2,100,570	28		\$ 4,529.36
1998	9436	914	2664	28	112	17,997	2,385,562	30		\$ 90,034.70
1999	10479	911	2917	29	116	19,427	2,642,343	31	\$1,250	\$ 108,155.40
2000	11411	1149	3498	30	120	20,660	2,868,278	32	\$1,250	\$ 122,749.10
2001	12635	1154	3555	30	120	23,033	3,135,498	32	\$1,250	\$ 116,149.25
2002	14164	1275	3782	31	124	26,602	3,711,484	33	7.5%	\$ 116,843.24
2003	15166	1436	3516	32	128	28,386	4,060,456	35	3.5%	\$ 110,093.54
2004	15831	1354	3825	32	128	28,906	4,163,863	35	7%	\$ 110,911.49
2005	17022	1553	2930	33	132	32,582	4,879,154	36	5.2%	\$ 93,145.91
2006	16379	1492	3635	34	136	33,267	5,112,597	37	1%	\$ 111,678.86
2007	16818	1436	5073	35	140	32,751	5,193,331	38	4%	\$ 145,945.56
*2008	16376	1457	3629	37	148	33,094	5,545,580	40	4%	\$ 140,188.22
2009	16299	1871	5248	40	160	32,084	5,823,030	44	4%	\$ 175,080.40
2010	16028	1930	5568	40	160	31,699	6,007,999	44	4%	\$ 178,282.98
2011	13950	1683	4648	39	156	32,214	6,088,699	43	2%	\$ 144,002.80
2012	13802	1505	2648	35	140	34,463	5,721,404	39	3%	\$ 116,137.88
2013	12824	1236	2571	34.5	138	35,049	5,756,983	38	3%	\$ 98,478.49

*Represents Chief Lewis

\$ 1,982,407.18

**MONEY DISBURSED BY DISTRICT COURTS
2009 THROUGH 2013
Pocono Mountain Regional Police Arresting Agency**

	2009	2010	2011	2012	2013	Total Disbursement %
Coolbaugh Township	\$ 57,027.03	\$ 54,899.87	\$ 44,151.45	\$ 41,224.28	\$ 28,558.77	29%
Mount Pocono Borough	\$ 47,777.37	\$ 48,657.00	\$ 39,165.24	\$ 25,458.69	\$ 26,908.44	27%
Tobyhanna Township	\$ 54,115.10	\$ 50,348.71	\$ 45,599.71	\$ 27,591.69	\$ 27,988.17	28%
Tunkhannock Township	\$ 15,810.61	\$ 24,377.40	\$ 15,086.41	\$ 14,080.02	\$ 15,023.11	15%
	\$ 174,730.11	\$ 178,282.98	\$ 144,002.81	\$ 108,354.68	\$ 98,478.49	

	17 Year Total	Total Overall %
Coolbaugh Township	\$649,413.62	33%
Mount Pocono Borough	\$533,457.61	27%
Tobyhanna Township	\$554,515.96	28%
Tunkhannock Township	\$236,631.80	12%
	\$1,974,018.99	

**MONEY DISBURSED THROUGH PARKING VIOLATIONS AND ALARM FINES
2009 THROUGH 2013**

	2009	2010	2011	2012	2013
Tobyhanna Township					
Parking Violations Pd	1,025.00	975.00	775.00	925.00	490.00
Alarms Pd	175.00	50.00	100.00	125.00	300.00
	1,200.00	1,025.00	875.00	1,050.00	790.00
Mount Pocono Borough					
Parking Violations Pd	1,000.00	2,225.00	2,270.00	700.00	2,775.00
Alarms Pd	50.00	100.00	100.00	50.00	250.00
	1,050.00	2,325.00	2,370.00	750.00	3,025.00
Tunkhannock Township					
Parking Violations Pd	50.00	-	50.00	100.00	
Alarms Pd	-	100.00	100.00	100.00	100.00
	50.00	100.00	150.00	200.00	100.00
Coolbaugh Township					
Parking Violations Pd	850.00	2,110.00	1,350.00	1,150.00	1,050.00
Alarms Pd	50.00	200.00	200.00	50.00	625.00
	900.00	2,310.00	1,550.00	1,200.00	1,675.00
TOTAL ORDINANCE FINES COLLECTED					5,590.00



NORTHEAST PENNSYLVANIA COUNTER TERRORISM TASK FORCE



To: Chief Harry Lewis

From: Lieutenant Chris Wagner

In Regards To: Northeast Pennsylvania Counter Terrorism Task Force (NEPACTTF)

Chief, for the 2013 year, the Pocono Mountain Regional Police continue to be an active participant in the Northeast Pennsylvania Counter Terrorism Task Force . While FEMA grant funds continue to decrease, the NEPACTTF does have regional projects, acquisition and training in the works. No training or equipment was received in 2013, however, due to projects and work conducted in 2013, the PMRPD anticipates receiving equipment and training within the 2014 year. Additionally, equipment and training received in the past from the NEPACTTF continue to be utilized by the Pocono Mountain Regional Police Department.

Lieutenant Chris Wagner

Criminal Investigations

Pocono Mountain Regional Police Department

2454 Route 940

Pocono Summit, Pa. 18346

Phone: (570) 895-2400

Fax: (570) 895-2450

cwagner@pmrpd.com



CRIME ANALYSIS & CRIME MAPPING PARTNERSHIP



POCONO MOUNTAIN REGIONAL POLICE FOUNDATION



Board members:

President:	Harry W. Lewis
Vice-President:	John P. Lamberton
Secretary:	Brandon Igdalsky
Treasurer:	Francis DePiano
Member:	John Spagnola
Member:	Matthew F. Nero



***Strong community partnerships are built with a strong
Pocono Mountain Regional Police Foundation***

The Pocono Mountain Regional Police Foundation

2454 Route 940 Pocono Summit, PA 18346—(570)895-2400

Website: www.pmrpf.com

Email: info@pmrpf.com

10 March 2014

Pocono Mountain Regional Police Commission
2454 Route 940
Pocono Summit, PA 18346

Dear Commission Members,

The Pocono Mountain Regional Police Foundation (PMRPF) Board of Directors is proud of their contributions to the Pocono Mountain Regional Police Department and the citizens who they protect. The PMRPF was formed in 2010 with a mission to provide resources for essential equipment and programs not funded by the Police Commission and promote the safety and well-being of the community we serve. The PMRPF maintains or establishes programs that otherwise could not be funded as a decreasing police budget. The PMRPF exclusively funds our K-9 program, Mountain Bike Unit, Grant Writing and Community Outreach. A gracious initial donation from the Mattioli Foundation provided the PMRPF an amazing start. Since its inception, the PMRPF has raised over \$175,000 in three years.

In 2013, the PMRPF also reimbursed the department approximately \$11,350. The funds went towards the Bike Patrol and Police K9 Units for equipment, supplies, food and training expenses. It also covered the purchase of a K9 Drug Delivery System that is used to safely immobilize stray or vicious dogs in the community so that the officers can safely gain control of the dog. The funds also covered the purchase of police gloves for each officer as well as each officer being equipped with a downed operator kit which consists of a life saving tourniquet. PMRPF also paid the Pocono Mountain Regional Police Officer's Association's portion of the purchase of a new treadmill.

Also in 2013, the PMRPF paid a grant writer and related application fees in the amount of \$900.00 related to a LSA grant for four (4) police vehicles for the police department. If we are fortunate to be rewarded the grant, it could save the department at least \$18,000 in monthly vehicle payments for 2014. The PMRPF paid the \$1,000 annual fee for membership as an accredited law enforcement agency recognized by the Pennsylvania Law Enforcement Accreditation Commission.

The Foundation also funded awards and community services. The Foundation hosted its 3rd Annual "National Night Out" event on August 2, 2013 at the Tunkhannock Township Park. National Night Out event is designed to heighten crime prevention and awareness; generate support for, and participation in, local anti-crime programs; strengthen neighborhood spirit and police community partnerships; send a message to criminals letting them know neighborhoods are being vigilant and working with law enforcement for a better quality of life.



***Strong community partnerships are built with a strong
Pocono Mountain Regional Police Foundation***

The Pocono Mountain Regional Police Foundation

2454 Route 940 Pocono Summit, PA 18346—(570)895-2400

Website: www.pmrpf.com

Email: info@pmrpf.com

2013 concluded with the 4th Annual Foundation Fundraiser on September 21 at the Pinecrest Lake Golf Club. The event consisted of a golf tournament and 5k run/walk. The one day event had a net profit of approximately \$12,550.

Sincerely,

Harry W. Lewis

Harry W. Lewis
PMRPF President



***Strong community partnerships are built with a strong
Pocono Mountain Regional Police Foundation***

Pocono Mountain Regional Police Foundation
Balance Sheet
As of December 31, 2013

	<u>Dec 31, 13</u>
ASSETS	
Current Assets	
Checking/Savings	
Checking	74,525.22
Total Checking/Savings	<u>74,525.22</u>
Total Current Assets	<u>74,525.22</u>
TOTAL ASSETS	<u>74,525.22</u>
LIABILITIES & EQUITY	
Liabilities	
Current Liabilities	
Accounts Payable	
Accounts Payable	10,914.00
Total Accounts Payable	<u>10,914.00</u>
Total Current Liabilities	<u>10,914.00</u>
Total Liabilities	10,914.00
Equity	
Unrestricted Net Assets	71,634.81
Net Income	<u>-8,023.59</u>
Total Equity	<u>63,611.22</u>
TOTAL LIABILITIES & EQUITY	<u>74,525.22</u>

Pocono Mountain Regional Police Foundation
Profit & Loss
 January through December 2013

	Jan - Dec 13
Ordinary Income/Expense	
Income	
2012 3rd Annual Fundraiser	
Golf Hole Sponsor	200.00
Officer Sponsor	500.00
Sergeants Sponsor	1,000.00
Total 2012 3rd Annual Fundraiser	1,700.00
2013 4th Annual Fundraiser	26,230.00
Direct Public Support	100.00
Donations-K9 Fund	250.00
Memorial Donations	400.00
Total Income	28,680.00
Expense	
2013 4th Annual Fund Raiser Exp	13,684.22
ANNUAL DEPARTMENT GIFT	9,850.00
Business Expenses	
Business Registration Fees	100.00
Total Business Expenses	100.00
Community Service & Awards	3,175.41
Contract Services	
Outside Contract Services	2,480.06
Contract Services - Other	500.00
Total Contract Services	2,980.06
Facilities and Equipment	2,500.00
K9	414.00
Merchant Account Fees	443.15
National Night Out	1,159.25
Travel and Meetings	
Conference, Convention, Meeting	165.00
Travel and Meetings - Other	220.00
Total Travel and Meetings	385.00
Total Expense	34,691.09
Net Ordinary Income	-6,011.09

10:41 AM

03/28/14

Accrual Basis

Pocono Mountain Regional Police Foundation
Profit & Loss
January through December 2013

	<u>Jan - Dec 13</u>
Other Income/Expense	
Other Expense	
Ask My Accountant	2,012.50
Total Other Expense	<u>2,012.50</u>
Net Other Income	<u>-2,012.50</u>
Net Income	<u><u>-8,023.59</u></u>